



Draft Operational Plan and Budget 2017/2018



Comfortable Country Living

Adopted 22/6/2017
190/2017



Introduction

The Delivery Program and Operational Plan and Budget are where the community's long-term strategic goals, expressed in the Bogan Shire 2027 Community Strategic Plan, are systematically translated into actions.

The Delivery Program is a statement of commitment to the community from each newly elected council. Supporting the Delivery Program is an annual Operational Plan and Budget. It spells out the details of the Program – the individual projects and activities that will be undertaken each year to achieve the commitments made in the Delivery Program.

The Operational Plan and Budget (2017/2018) provides detailed information on the Council's specific actions and projects that will be implemented for the year for each service including Capital Works, Rates, Fees and Charges.

Table of Contents

About Bogan Shire	4
Message from the Mayor	5
Planning and Reporting Framework	7
Our Vision, Our Mission	8
Strategic Priorities	9
Operating Plan	11
1 Social	11
1.1 Social & Cultural	11
1.2 Community Centres	14
1.3 Inclusive Communities	17
1.4 Education	20
1.5 Public Health	22
1.6 Emergency Services	24
2 Infrastructure	26
2.1 Transport Networks	26
2.2 Rail Services	28
2.3 Water	30
2.4 Sewer	32
2.5 Communication Networks	34
3 Environmental	36
3.1 Built Environment	36
3.2 Waste & Recycling	39
3.3 Natural Environment	41
3.4 Health Safety & Regulation	44
4 Economic	46
4.1 Local Industries & Business	46
4.2 Tourism	48
4.3 Public Transport & Air Services	52
5 Civic Leadership	52
5.1 Leadership, Advocacy & Governance	52
5.2 Managing Our Business	55
5.3 Disaster Management	58
Revenue Policy (General)	60
Revenue Policy (Development)	106
2017/2018 Estimates of Income and Expenditure	128

About Bogan Shire

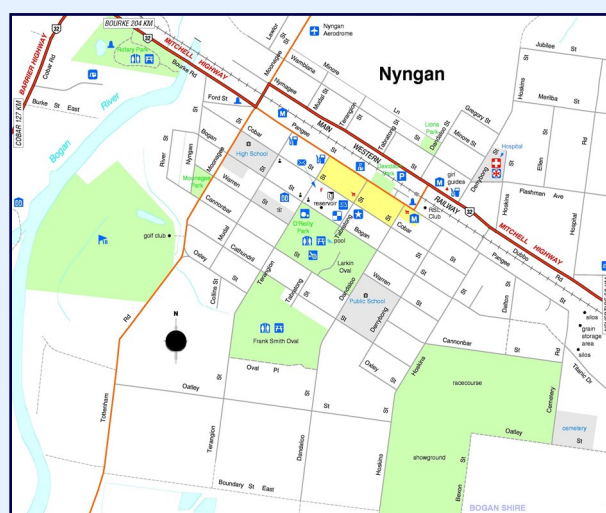
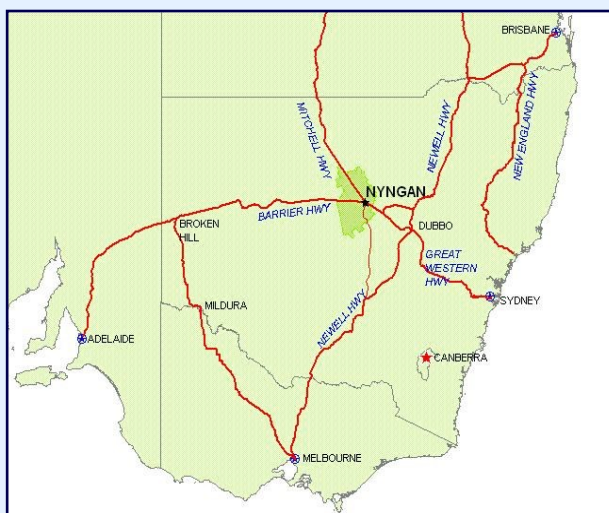
Bogan Shire, situated in Western New South Wales, has an area of 14,610 square kilometres, equivalent to about 1.8% of the State's land surface. The geographical centre of the State lies within the Shire boundaries. The Shire has an estimated population of 3012. Nyngan, the Shire's Administrative Centre, is located on the Bogan River at the junction of the Mitchell and Barrier Highways - an ideal rest point for the weary traveller.

There is an abundance of productive agricultural land for sheep and cattle production and large scale cropping enterprises. Nyngan's farmers are highly competitive on local and international markets and the large quantity of agricultural produce is conducive to the development of value adding industries and marketing ventures.

Nyngan offers warm hospitality and all the facilities of a modern rural township. Three Motels, two Caravan Parks and Hotels provide a choice of accommodation options. Three licensed Clubs cater for entertainment and relaxation. The town also boasts a selection of cafes, restaurants and take-away food outlets for dining.

The Bogan Shire has one high school, four primary schools, an Early Learning Centre for long day care, a pre-school, a mobile pre-school, and a TAFE Campus. The construction of Council's medical centre has now taken place and will be servicing Nyngan's medical needs through the provision of doctors, nurses, a podiatrist, pathology services and a network of other health professionals. Nyngan also has a hospital, an aged hostel as well as a dentist.

The recreational and sporting facilities in Nyngan are excellent and include facilities for bowls, golf, tennis, dancing, swimming, rugby union, rugby league, touch football, cricket, netball, fishing, boating, canoeing, water-skiing, soccer, little athletics and pony club. Whether you are looking for an outback experience or a place to escape the hectic pace of the city life, we hope that a visit to the Bogan Shire will show you what real *"Comfortable Country Living"* is all about.



Message from the Mayor

Council has produced, for 2017/2018, a responsible budget that enables Council to meet the challenge of maintaining current employment and service levels and undertaking our Capital Works Program within the constraints of income from rates and grants.

Council has budgeted for a small surplus across all funds in the \$15 million budget. It is important to show a balanced budget to support our Fit for the Future submission and preserve our autonomy.

General rates will increase by 1.8% in line with the NSW rate cap. Water charges have increased by 5% for both access and user charges, Sewer charges have not been increased in 2017/18 and Waste & Recycling Charges will increase by 10%. The increase to the Waste Charges is to cover the manning of the facility for the additional hours requested by the community and to provide an administration staff member to allow the waste facility to remain open while the mandatory sorting and covering of waste take place by the facility operator. A half levy to all farmland rates has been applied for management of the waste depot facility.

2017 was again a revaluation year for land values in the Bogan Shire. The revaluation was required to take place as per the legislative requirements of the new Fire and Emergency Services Levy that will appear on rate notices for 2017/2018. Due to the short time frame between valuations the variations to land values has been minimal in most instances. **As a guide only**, a property's land value movement that is greater than the category average may result in an increase in rates while a decrease in value against the category average may very well result in a drop in rates (**before any permissible increase is applied**).

With only two years remaining in the current Federal Government Funding, Roads to Recovery Program grants for 2017/18 have been budgeted as \$1,248,322 but will reduce to \$761,977 in 2018/19. This will present a real challenge to Council in future years to adequately fund road works.

Financial Assistance Grants have been increased by \$221,000 based on a conservative 6% increase. In 2015/2016 verbal advice was received from the Office of Local Government that the calculation for the distribution of these grants will be modified to favour small rural Councils, however this has not yet taken place.

Council has now opened the Bogan Shire Medical Centre that will employ five new staff members all of whom are local to Nyngan. This equates to two and a half full time positions as some of the positions are part time or will be job shared.

All services will be retained at existing levels, including extensive maintenance grading on rural roads amounting to \$1,044,000.

Message from the Mayor (continued)

The Capital Works Program is extensive and includes the following major items:

→ 700ML Water Storage	\$7,869,000
→ Continuing upgrades to Water Treatment Plant	\$300,000
→ Removal of sludge from the primary sewer lagoon	\$300,000
→ Gravel Re-sheeting of Rural Roads	\$888,322
→ Resealing of Local Roads	\$360,000
→ Staff Accommodation Unit	\$250,000
→ Front End Loader & Grader	\$655,000
→ Construct 1KM Cockies Road (from Block Grant)	\$150,000

In order to fund these Capital Works Council will receive grant funding equivalent to the cost of the Water Storage and commit to \$340,00 in loans repayable over ten years.

On behalf of Council I commend the 2017/18 Operational Plan and Budget to all residents.



Ray Donald OAM

Mayor

Planning & Reporting Framework



Our Vision, Our Mission

"Comfortable Country Living"

To provide a comfortable country lifestyle by progressively improving the level of appropriate facilities and services and encouraging growth and economic development that is responsive to the needs of the community

Keyword Definition – Comfortable

Safe and secure (both physically and financially protected), affordable, enjoyable, and relaxed community environment.

Strategic Priorities

Bogan Shire's Community Strategic Plan 2027

The Community Strategic Plan is the highest level plan that a council will prepare. The purpose of the plan is to identify the community's main priorities and aspirations for the future and to plan strategies for achieving these goals. In doing this, the planning process considers the issues and pressures that may affect the community and the level of resources that will realistically be available to achieve its aims and aspirations.

Themes and Goals Expressed in Bogan Shire 2027

Social

Goal: An inclusive community that works together and is able to access services and opportunities to support our comfortable country living.

Infrastructure

Goal: Construct and manage reliable and efficient community assets that provide access to quality services.

Environmental

Goal: To support, enhance and preserve the environment of our shire through sound planning and management practices to ensure a sustainable, healthy and safe community.

Economic

Goal: A vibrant local economy with a diversity of successful businesses that provide local employment opportunities and contribute to a prosperous community.

Civic Leadership

Goal: Strong, transparent and effective governance with an actively engaged community to ensure we remain Fit For The Future.

Strategic Priorities

Working with the NSW State Government

The NSW State Government, in 2011, launched NSW 2021 which is a 10 year strategic plan. In this plan the following areas were identified as a priority for the Government:

- Rebuild the Economy
- Return Quality Services
- Renovate Infrastructure
- Strengthen our Local Environment and Communities
- Restore Accountability to Government

The themes and goals expressed in Bogan Shire 2027 link in with these priorities and provide a basis for Council and the State Government to work together for the benefit of our community.

The following goals relating to the Return Quality Services section are of particular significance to the Bogan Shire:

- Transport
- Health
- Family and Community Services
- Education
- Police and Justice

1.1 Social and Cultural

Outcome: Our community enjoys and actively participates in our rich culture, social environment and communal vibe.

2017/18 Approved Budget	\$'000
Operating Expenditure	166,841
Salaries and Wages	101,353
Plant	9,616
Materials and Contracts	55,872
Operating Income	-1,000
Capital Expenditure	0
Capital Income	0

1 - Social

1.1 Social and Cultural

Outcome: Our community enjoys and actively participates in our rich culture, social environment and communal vibe.

Strategy 1.1.1

Continue to support and create opportunities for community festivals, events and cultural activities through planning, marketing, direct involvement and various forms of assistance.

Activities 2017/18	Council Lead
Provide community events, activities and venues to celebrate Australia Day	Manager People and Culture
Seek sponsorship and organise the Christmas Lights and Rural Mailbox Competitions	Manager People and Culture
Provide facilities for community events at the Nyngan Showgrounds and racecourse including the Nyngan Show, Ag Expo, Nyngan Easter Challenge and Duck Creek	Manager Engineering Services
Support a range of local community organisations and events	Manager People and Culture
Support and encourage the Arts, including through the Bogan Shire Council Arts Fund	Manager People and Culture

Strategy 1.1.2

Support all local communities, heritage and cultural groups to reconnect to, preserve and share our Shire's heritage and social history, and continue to promote the attractions that contribute to the cultural and economic development of the Shire.

Activities 2017/18	Council Lead
Continue to support the Nyngan Museum and Mid-State Shearing Shed Museum in the identification, preservation and display of European and Aboriginal heritage items	Manager People and Culture
Conduct citizenship ceremonies	General Manager
Promote annual events calendar via website and council column (e.g. WSPA End of Year Concert, ANZAC Day Events etc.)	Manager People and Culture
Continue to promote the Nyngan Museum and Mid-State Shearing Shed Museum	Manager People and Culture

Strategy 1.1.3 Identify, respect and preserve sites and items of historical significance.	
Activities 2017/18	Council Lead
Maintain and preserve Council owned historic buildings	Manager Development and Environmental Services
Investigate opportunities for grant funding for studies and preservation of our historic buildings	Manager Development and Environmental Services

Strategy 1.1.4 Develop and support volunteer groups to carry out functions and projects for the benefit of the community and volunteers.	
Activities 2017/18	Council Lead
Work with volunteer groups to support their activities. (e.g. administrative support and assistance with grant applications)	Manager People and Culture
Support National Tree Day	Manager Development and Environmental Services
Produce and update the Community Directory - both the hard copy and on Council's website	Manager People and Culture
Administer and support Section 355 Committees of Council	General Manager

1 - Social

1.2 Community Centres

Outcome: Our community uses and values the educational, recreational and social opportunities provided by our community centres.

2017/18 Approved Budget	\$'000
Operating Expenditure	1,061,137
Salaries and Wages	422,092
Plant	113,250
Materials and Contracts	525,795
Operating Income	-89,090
Capital Expenditure	365,990
Capital Income	0

1.2 Community Centres

Outcome: Our community uses and values the educational, recreational and social opportunities provided by our community centres.

Strategy 1.2.1 Provide and maintain Nyngan Pool facilities to cater for a variety of users.	
Activities 2017/18	Council Lead
Undertake a review of the public pool facilities and maintain best practice standards	Manager Development and Environmental Services
Review potential for wider usage of pool facilities outside existing user groups	Manager Development and Environmental Services

Strategy 1.2.2 Maintain and improve our parks, gardens and playgrounds to promote their use and enjoyment by the whole community and our visitors.	
Activities 2017/18	Council Lead
Consult with Nyngan Garden Club regularly to gather suggestions for garden improvements	Manager Development and Environmental Services
Continue to maintain and upgrade parks and reserves as funding permits	Manager Development and Environmental Services
Management and maintenance of the cemetery in accordance with the Plan of Management	Manager Development and Environmental Services

Strategy 1.2.3 Maintain and improve our sports grounds and active recreational facilities to promote the good health and well-being of the community through the diversity of sport and recreation on offer.	
Activities 2017/18	Council Lead
Investigate and apply for appropriate grant funding to improve and develop existing recreational buildings	Manager Development and Environmental Services
Investigate and apply for appropriate grant funding to improve and develop existing grounds and facilities	Manager Engineering Services
Maintain sporting grounds to a high standard	Manager Engineering Services
Consult with user groups to ensure that facilities are maintained and improved to suit their requirements	Manager Engineering Services

1 - Social

Strategy 1.2.4 Provide well maintained community halls and other similar facilities for community use.	
Activities 2017/18	Council Lead
Investigate and apply for appropriate grant funding to improve all Shire halls and community facilities	Manager Development and Environmental Services
Undertake a review of community halls and develop a plan of management with the view to support community activities	Manager Development and Environmental Services

Strategy 1.2.5 Provide well maintained Shire showground and equestrian facilities for community use.	
Activities 2017/18	Council Lead
Consult with Showground user groups on facility requirements and programming of events	General Manager
Investigate opportunities for grant funding to improve existing ground facilities for all user groups	Manager Engineering Services
Maintain showground and equestrian landscape areas and buildings to acceptable standard	Manager Engineering Services

Strategy 1.2.6 Support development of a youth centre that is maintained for recreational, educational and cultural activities.	
Activities 2017/18	Council Lead
Work with schools and community organisations to identify needs, opportunities and funding options for a dedicated youth centre	Manager People and Culture

Strategy 1.2.7 Provide and promote quality Library services.	
Activities 2017/18	Council Lead
Provide and promote well maintained facilities and access to printed and online information and other resources.	Manager People and Culture
Investigate ways to encourage greater numbers of both traditional and non-traditional library users	Manager People and Culture
Maintain North Western Regional Library Service partnership and carry out all obligations under the partnership agreement.	Manager People and Culture

1.3 Inclusive Communities

Outcome: Children, older people and people with disabilities are supported, feel secure, valued and are engaged in our community.

2017/18 Approved Budget	\$'000
Operating Expenditure	1,081,553
Salaries and Wages	840,277
Depreciation	7,500
Materials and Contracts	205,340
Loan Repayments	28,436
Operating Income	-976,187
Capital Expenditure	52,721
Capital Income	-15,000

1 - Social

1.3 Inclusive Communities

Outcome: Children, older people and people with disabilities are supported, feel secure, valued and are engaged in our community.

Strategy 1.3.1 Provide childcare facilities, preschools, after hours care and playgroups that meet the needs of the whole community.	
Activities 2017/18	Council Lead
Operate Bogan Shire Early Learning Centre	Manager People and Culture
Continue to provide the Bush Mobile playgroup service.	Manager People and Culture

Strategy 1.3.2 Provide opportunities for young people to be actively engaged in the development, design and planning of educational and other programs, services and infrastructure in which they are a stakeholder or user group.	
Activities 2017/18	Council Lead
Work with the community and Government agencies to understand issues and lobby Government to address them	General Manager
Incorporate consultation with young people into planning for Council programs, developments and events wherever possible	General Manager
Work with local schools and community groups to support youth events and activities as well as community education and awareness programs	General Manager
Source funding for Youth Week activities and/or events including StormCo	Manager People and Culture

Strategy 1.3.3 Work with the community and Government agencies to understand issues and lobby Government to address them.	
Activities 2017/18	Council Lead
Work with the community, Police and Government agencies to understand issues and lobby the appropriate Government to address them	General Manager

Strategy 1.3.4 Identify and support the social services needs of people with disabilities in the community and provide infrastructure to support assisted and independent living and social interaction.	
Activities 2017/18	Council Lead
Develop a DIAP to support the community	Manager People and Culture

Strategy 1.3.5

Identify and support a range of recreational, sporting and other opportunities for personal development, interaction and healthy lifestyle for seniors through education, support networks and facilities.

Activities 2017/18	Council Lead
Work with community organisations to develop a program of workshops and/or events in Seniors Week, depending on funding.	Manager People and Culture
Sponsor and organise Senior Citizen of the Year Awards, Morning Tea and Concert in Seniors Week	Manager People and Culture

Strategy 1.3.6

Identify and support the social services needs of older people and active seniors in the community and provide infrastructure to support assisted and independent living and social interaction.

Activities 2017/18	Council Lead
Investigate housing options for seniors, including grants for building funding	Manager Development and Environmental Services
Lobby service providers and government on behalf of the community	General Manager

1 - Social

1.4 Education

Outcome: Access to opportunities for education at all levels.

2017/18 Approved Budget	\$'000
Operating Expenditure	2,000
Salaries and Wages	0
Plant	0
Materials and Contracts	2,000
Depreciation	0
Operating Income	0
Capital Expenditure	0
Capital Income	0

1.4 Education

Outcome: Access to opportunities for education at all levels.

Strategy 1.4.1 Provide a range of high quality primary and secondary education and vocational training facilities and opportunities.	
Activities 2017/18	Council Lead
Work with the schools, TAFE, community and Government agencies to understand issues and lobby Government to address them	General Manager
Provide scholarships to all schools at annual awards nights	General Manager

Strategy 1.4.2 Provide support and encouragement for local people to obtain work in Bogan Shire after completing tertiary education.	
Activities 2017/18	Council Lead
Work with the community and Government agencies to understand issues and lobby Government to address them	General Manager

1 - Social

1.5 Public Health

Outcome: Our community has access to the medical services, facilities and programs it needs to enhance and protect our health.

2017/18 Approved Budget	\$'000
Operating Expenditure	758,893
Salaries and Wages	235,991
Materials and Contracts	504,755
Interest on Loan Repayments	18,147
Operating Income	-648,687
Capital Expenditure	24,073
Capital Income	0

1.5 Public Health

Outcome: Our community has access to the medical services, facilities and programs it needs to enhance and protect our health.

Strategy 1.5.1 Work with the community and the State Government to ensure medical, dental, specialist, mental health and allied health services and facilities meet the needs of residents and visitors	
Activities 2017/18	Council Lead
Work closely with community groups to lobby on behalf of the community	General Manager
Liaise with Western LHD to resolve relevant issues	General Manager
Operate the Bogan Shire Medical Centre and Dental services	General Manager

1 - Social

1.6 Emergency Services

Outcome: Our fire, police and ambulance services provide effective and efficient services to the community to protect property and the safety of our community.

2017/18 Approved Budget	\$'000
Operating Expenditure	215,500
Salaries and Wages	114,751
Plant	0
Materials and Contracts	100,749
Depreciation	0
Operating Income	-87,000
Capital Expenditure	9,000
Capital Income	0

1.6 Emergency Services

Outcome: Our fire, police and ambulance services provide effective and efficient services to the community to protect property and the safety of our community.

Strategy 1.6.1 Protect people and property from fire related incidents.	
Activities 2017/18	Council Lead
Support the activities of Fire and Rescue NSW, SES and RFS and lobby in response to community issues and concerns	General Manager
Implement hazard reduction program for villages and rural properties	Manager Engineering Services

Strategy 1.6.2 Provide an appropriate level of ambulance services for the community.	
Activities 2017/18	Council Lead
Monitor availability of a 24 hour Ambulance Service for the Shire	General Manager

Strategy 1.6.3 Improve community safety and maintain low crime levels.	
Activities 2017/18	Council Lead
Participate in Community Safety Precinct meetings to discuss and address any issues	General Manager
Lobby NSW Police for appropriate numbers in response to community concerns	General Manager
Support by agreement with NSW Police the recruitment of Police through provision of housing at market rental	General Manager

2 - Infrastructure

2.1 Transport Networks

Outcome: Our well-constructed and maintained transport network enables safe and efficient movement of people and freight throughout the Shire.

2017/18 Approved Budget	\$'000
Operating Expenditure	6,356,381
Salaries and Wages	1,649,694
Plant	1,200,500
Materials and Contracts	1,906,187
Depreciation	1,600,000
Operating Income	-4,334,084
Capital Expenditure	1,454,488
Capital Income	-1,266,322

2 - Infrastructure

2.1 Transport Networks

Outcome: Our well-constructed and maintained transport network enables safe and efficient movement of people and freight throughout the Shire.

Strategy 2.1.1 Efficient local and regional transport networks that meet community and business needs.	
Activities 2017/18	Council Lead
Adopt and implement the asset management plan for all shire roads	Manager Engineering Services
Maintain Shire Roads in accordance with standards expressed in our asset management plan and our annual maintenance program	Manager Engineering Services
Construct Shire Roads in accordance with community and council priorities	Manager Engineering Services
Maintain supporting infrastructure such as parking, footpaths, kerbs and gutters, and street furniture to current standards.	Manager Engineering Services
Design and construct bikeways and footpaths incorporating tree shade cover	Manager Engineering Services
Construct pedestrian kerb ramps as identified in Pedestrian Access Mobility Plan subject to continuing RMS grant funding	Manager Engineering Services

Strategy 2.1.2 Maintain state road networks to ensure provision of efficient transport links.	
Activities 2017/18	Council Lead
Maintain State Roads on behalf of RMS	Manager Engineering Services
Work with the RMS to ensure current standards of road safety are maintained	Manager Engineering Services

2 - Infrastructure

2.2 Rail Services

Outcome: Our rail connection remains a cost-effective and reliable alternative for freight transport.

2017/18 Approved Budget	\$'000
Operating Expenditure	0
Salaries and Wages	0
Plant	0
Materials and Contracts	0
Depreciation	0
Operating Income	0
Capital Expenditure	0
Capital Income	0

2 - Infrastructure

2.2 Rail Services

Outcome: Our rail connection remains a cost-effective and reliable alternative for freight transport.

Strategy 2.2.1 Encouraged increased use of rail for transporting agricultural and mining products.	
Activities 2017/18	Council Lead
Work with and lobby State Government and John Holland Rail to maintain and improve reliable freight transport network	General Manager
Work with John Holland Rail, the RMS and NSW Police to ensure current standards of rail and crossing safety are maintained and promoted within the community	General Manager

2 - Infrastructure

2.3 Water

Outcome: We have access to a secure water supply that is well-managed to provide us with a reliable, safe and cost effective service as well as raw water supply to villages.

2017/18 Approved Budget	\$'000
Operating Expenditure	1,890,014
Salaries and Wages	261,750
Plant	109,250
Materials and Contracts	1,069,014
Depreciation	450,000
Operating Income	-1,970,916
Capital Expenditure	8,524,000
Capital Income	-7,991,400

2 - Infrastructure

2.3 Water

Outcome: We have access to a secure water supply that is well-managed to provide us with a reliable, safe and cost effective service as well as raw water supply to villages.

Strategy 2.3.1

Provide a financially viable, efficient, permanent potable water supply for Nyngan that meets best practice and has sufficient capacity for current and projected growth requirements.

Activities 2017/18	Council Lead
Continue implementation of the 2017 Strategic Business Plan for Water and Sewerage	Manager Engineering Services
Maintain water supply to best practice standards	Manager Engineering Services
Implement an ongoing program of capital works improvements and enhancements and asset management to ensure the responsible management of water supply to the area and surrounding villages.	Manager Engineering Services
Maintain water supply infrastructure to relevant Department of Health and Department of Primary Industries (NSW Office of Water) Standards, and in accordance with sustainability	Manager Engineering Services
Continue active involvement in Lower Macquarie Water User Alliance	Manager Engineering Services
Develop regional Water Quality Improvement Plans	Manager Engineering Services

Strategy 2.3.2

Enhance the security of our water supply, ensuring long term drought management plans are developed and water losses are minimised.

Activities 2017/18	Council Lead
Commence construction of infrastructure to ensure security of Nyngan's water supply, subject to government funding	Manager Engineering Services

2 - Infrastructure

2.4 Sewerage

Outcome: We have a reliable, safe and cost effective sewerage service.

2017/18 Approved Budget	\$'000
Operating Expenditure	672,113
Salaries and Wages	101,624
Plant	40,300
Materials and Contracts	445,189
Depreciation	85,000
Operating Income	-686,044
Capital Expenditure	408,000
Capital Income	

2 - Infrastructure

2.4 Sewerage

Outcome: We have a reliable, safe and cost effective sewerage service.

Strategy 2.4.1 Provide a financially viable and efficient sewerage system that meets best practice and has sufficient capacity for current and projected growth requirements.	
Activities 2017/18	Council Lead
Continue implementation of the 2017 Strategic Business Plan for Water and Sewerage	Manager Engineering Services
Monitor and review the development of a database of all sewerage management systems within the Local Government Area	Manager Development and Environmental Services
Ensure our compliance with the EPA license by regularly testing the waste water for treated effluent re-use and disposal.	Manager Engineering Services

Strategy 2.4.2 Ensure effective management of liquid trade waste.	
Activities 2017/18	Council Lead
Continue implementation of Trade Waste Policy, including licencing practices and inspections	Manager Engineering Services

2 - Infrastructure

2.5 Communication Networks

Outcome: The community has access to the latest communications infrastructure and technology to facilitate communications for learning, business and providing services to our community.

2017/18 Approved Budget	\$'000
Operating Expenditure	0
Salaries and Wages	0
Plant	0
Materials and Contracts	0
Depreciation	0
Operating Income	0
Capital Expenditure	0
Capital Income	0

2 - Infrastructure

2.5 Communication Networks

Outcome: The community has access to the latest communications infrastructure and technology to facilitate communications for learning, business and providing services to our community.

Strategy 2.5.1 Maximise the coverage and availability of telecommunications infrastructure across the Shire.	
Activities 2017/18	Council Lead
Lobby service providers and government on behalf of the community	General Manager

3 - Environmental

3.1 Built Environment

Outcome: Our Shire is enhanced through respectful planning processes and facilitation of development in accordance with statutory requirements.

2017/18 Approved Budget	\$'000
Operating Expenditure	1,331,425
Salaries and Wages	126,964
Plant	3,700
Materials and Contracts	550,761
Depreciation	650,000
Operating Income	-167,150
Capital Expenditure	706,500
Capital Income (Loan)	-340,000

3 - Environmental

3.1 Built Environment

Outcome: Our Shire is enhanced through respectful planning processes and facilitation of development in accordance with statutory requirements.

Strategy 3.1.1 Conduct periodic reviews of Council's planning instruments to ensure that land use planning supports the long term sustainability of our local communities and our economy.	
Activities 2017/18	Council Lead
Review of LEP 2011	Manager Development and Environmental Services
Endeavour to identify and purchase parcels of Crown Land that may be of value for development	Manager Development and Environmental Services
Review DCP 2012, including provisions of heritage controls	Manager Development and Environmental Services
Establishment of Rural Residential Strategy	Manager Development and Environmental Services
Respond effectively to rezoning applications	Manager Development and Environmental Services

Strategy 3.1.2 Development complies with Planning legislation, Local Government Act, Building Code of Australia and Local Council Policies.	
Activities 2017/18	Council Lead
Ensure all development complies with LEP and DCP	Manager Development and Environmental Services
Effectively manage development applications, construction certificate process, Principal Certifying Authority process, and orders processed for lawful development	Manager Development and Environmental Services
Respond to reforms in planning process and advocate on behalf of Council	Manager Development and Environmental Services
Develop and review local council policy	Manager Development and Environmental Services

3 - Environmental

Strategy 3.1.3 Ensure our community's buildings are safe, healthy and maintained.	
Activities 2017/18	Council Lead
All essential services measures to be inspected and the register maintained	Manager Development and Environmental Services
Develop an asset management plan for Council's buildings	Manager Engineering Services
Issue planning and building certificates including effective customer service	Manager Development and Environmental Services
Investigate concerns or complaints in relation to overgrown allotments and buildings in a state of disrepair	Manager Development and Environmental Services

Strategy 3.1.4 Develop and implement flood management plans for all urban flood plain areas.	
Activities 2017/18	Council Lead
Maintain stormwater management infrastructure	Manager Engineering Services
Review requirements under LEP and DCP for Flood Management	Manager Development and Environmental Services
Develop, review and implement Flood Risk Management Plan in accordance with NSW Government Guidelines	Manager Development and Environmental Services

3 - Environmental

3.2 Waste and Recycling

Outcome: Our waste stream is effectively managed, reducing waste to landfill and maximising resource recovery through recycling.

2017/18 Approved Budget	\$'000
Operating Expenditure	830,809
Salaries and Wages	217,795
Plant	306,000
Materials and Contracts	278,150
Interest on Loan repayments	28,864
Operating Income	-807387
Capital Expenditure	38,290
Capital Income (Loan)	0

3 - Environmental

3.2 Waste and Recycling

Outcome: Our waste stream is effectively managed, reducing waste to landfill and maximising resource recovery through recycling.

Strategy 3.2.1 Provide efficient and cost effective kerbside collection of solid and recyclable waste.	
Activities 2017/18	Council Lead
Monitor and review kerbside waste service collections and volumes	Manager Development and Environmental Services
Review and monitor kerbside recycling service in order to reduce contamination rates	Manager Development and Environmental Services

Strategy 3.2.2 Operate the Bogan Shire waste facilities to comply with standards and regulations, ensuring it is environmentally sound.	
Activities 2017/18	Council Lead
Implement and review Waste Facility Operations Management Plan	Manager Development and Environmental
Establish fire breaks to all waste facilities every 6 months	Manager Development and Environmental
Monitor all deposited waste for separation procedures within the Nyngan Waste Facility	Manager Development and Environmental

3 - Environmental

3.3 Natural Environment

Outcome: Our open space areas are protected and appropriately managed to preserve their valued use and biodiversity whilst minimising the impact of pollution and weeds on the environment.

2017/18 Approved Budget	\$'000
Operating Expenditure	79,337
Salaries and Wages	35,337
Plant	29,000
Materials and Contracts	15,000
Operating Income	-21,500
Capital Expenditure	0
Capital Income (Loan)	0

3 - Environmental

3.3 Natural Environment

Outcome: Our open space areas are protected and appropriately managed to preserve their valued use and biodiversity whilst minimising the impact of pollution and weeds on the environment.

Strategy 3.3.1 Provide safe, high quality, well serviced and maintained parks.	
Activities 2017/18	Council Lead
Develop a playground upgrade program	Manager Development and Environmental Services
Seek grant funding for improvement and/or expansion of all parks	Manager Development and Environmental Services

Strategy 3.3.2 Protect and improve the amenity of the river corridor to enhance and increase utilisation for a range of recreational activities.	
Activities 2017/18	Council Lead
Involve and support the local community in the rehabilitation and improvements of the river corridor	Manager People and Culture
Work with NetWaste to identify locations and programs to reduce waste along the river corridor	Manager Development and Environmental Services

Strategy 3.3.3 Provide a clean and pleasant streetscape, ensuring regular street sweeping and cleaning of public spaces.	
Activities 2017/18	Council Lead
Monitor Cleaning Program for all public areas	Manager Engineering Services
Review street bin containers and emptying procedures	Manager Development and Environmental Services
Review existing garden beds in Pangee Street and investigate options for improvements	Manager Development and Environmental Services

3 - Environmental

Strategy 3.3.4 Implement programs which foster responsible and protective behaviours towards reducing waste and litter pollution.	
Activities 2017/18	Council Lead
Engage and seek community feedback on areas of concern of waste and litter control	Manager Development and Environmental Services
Enforce breaches of environmental legislation in order to reduce the incidence of littering	Manager Development and Environmental Services

Strategy 3.3.5 Protect, preserve and enhance Bogan Shire's natural environments, waterways, flora and fauna through responsible development and management.	
Activities 2017/18	Council Lead
Review DA Consent Conditions: Environmental Protection	Manager Development and Environmental Services
Enforce all development to comply with conditions of DA Consents	Manager Development and Environmental Services
Engage with and support the Central West Local Land Services and other government bodies	Manager Development and Environmental Services

Strategy 3.3.6 Meet Council's obligations under the Biodiversity Act 2015 in respect of maintenance of noxious weeds.	
Activities 2017/18	Council Lead
Council to meet Noxious Weeds Control obligations	Manager Development and Environmental Services
Ensure Council operations are undertaken in accordance with the endorsed Regional Strategic Weed Management Plan.	Manager Development and Environmental Services
Undertake enforcement activities on private property for noxious weeds as required	Manager Development and Environmental Services

3 - Environmental

3.4 Health, Safety and Regulation

Outcome: Council meets its compliance and regulatory obligations concerning public health.

2017/18 Approved Budget	\$'000
Operating Expenditure	602,654
Salaries and Wages	405,704
Plant	137,500
Materials and Contracts	53,450
Depreciation	6,000
Operating Income	-171,564
Capital Expenditure	35,000
Capital Income	0

3 - Environmental

3.4 Health, Safety and Regulation

Outcome: Council meets its compliance and regulatory obligations concerning public health.

Strategy 3.4.1 Liaise with Local Liquor Accord to ensure compliance strategies are maintained to maximise public health and safety.	
Activities 2017/18	Council Lead
Provide information regarding new Liquor License applications, and make submissions on new applications to the State Government as required	Manager Development and Environmental Services
Provide advisory services to the Liquor Accord	Manager Development and Environmental Services

Strategy 3.4.2 Ensure compliance with Safe Foods Standards.	
Activities 2017/18	Council Lead
Monitor and review food premises register	Manager Development and Environmental
Undertake annual food premises inspections to ensure food handlers compliance with standards	Manager Development and Environmental

Strategy 3.4.3 Continue ongoing management and control of companion animals and ensure owner compliance with NSW Companion Animals Act 1998	
Activities 2017/18	Council Lead
Improve public awareness of companion animal control including lifetime registration.	Manager Development and Environmental Services
Carry out enforcement activities relating to dog control measures	Manager Development and Environmental Services
Data entry of lifetime registrations and fee reconciliation	Manager Development and Environmental Services

4 - Economic

4.1 Local Industries and Business

Outcome: Local industries, including tourism, and the business that support them continue to grow and prosper.

2017/18 Approved Budget	\$'000
Operating Expenditure	51,375
Salaries and Wages	4,000
Plant	2,250
Materials and Contracts	45,125
Operating Income	-1,200
Capital Expenditure	24,000
Capital Income	0

4 - Economic

4.1 Local Industries and Business

Outcome: Local industries, including tourism, and the business that support them continue to grow and prosper.

Strategy 4.1.1 Support and promote our local business and industry, to identify gaps and develop initiatives for sustainable economic growth and local employment opportunities.	
Activities 2017/18	Council Lead
Work with local businesses to identify issues	Manager People and Culture
Maintain and develop relationship with Regional Development Australia (RDA) Orana	Manager People and Culture
Industrial lots to be developed as demand presents, connecting to utility services and construction of kerb and gutter	Manager Engineering Services
Commence the preparation of an Economic Development Plan for Bogan Shire	Manager People and Culture
Support and strengthen local business networks to encourage the sharing of information and resources to build the capacity of local business and industry.	Manager People and Culture
Council continues to commit to shopping locally for services and products wherever possible and in the best interests of Council.	General Manager
Work with local businesses to ensure sustainable, well designed and visually appealing premises which meet the needs of our community and visitors	Manager Development and Environmental Services
Continue the implementation of Council's streetscape master plan.	Manager Development and Environmental Services

Strategy 4.1.2 Support agricultural businesses so that they have the capacity to be a significant contributor to the local, regional and national economy.	
Activities 2017/18	Council Lead
Maintain relationships with local agricultural businesses and lobby on behalf of local issues	General Manager

Strategy 4.1.3 Work in conjunction with mining companies to obtain mutual benefit from an abundance of natural mining resources which provide our shire with opportunities for local economic growth and employment.	
Activities 2017/18	Council Lead
Maintain relationships with mining companies to explore opportunities for mutual benefit and lobby on behalf of local issues	General Manager

4 - Economic

4.2 Tourism

Outcome: Bogan Shire is regarded as a welcoming and attractive place for people to live and visit, producing services, cultural experiences and recreational opportunities.

2017/18 Approved Budget	\$'000
Operating Expenditure	81,318
Salaries and Wages	64,808
Plant	0
Materials and Contracts	16,510
Operating Income	-6,500
Capital Expenditure	17,190
Capital Income	0

4 - Economic

4.2 Tourism

Outcome: Bogan Shire is regarded as a welcoming and attractive place for people to live and visit, producing services, cultural experiences and recreational opportunities.

Strategy 4.2.1

Develop and implement a tourism strategy which includes the identification of potential opportunities for growth and new tourism products through consultation with stakeholders.

Activities 2017/18	Council Lead
Commence the development of a tourism strategy	Manager People and Culture
Provide and maintain a quality Visitor Information Centre which encourages and supports growth across many sectors of the local economy.	Manager People and Culture
Continue to update, produce and distribute the Official Tourist Guide to local businesses and VICs in neighbouring shires	Manager People and Culture
Continue to advertise Nyngan and Bogan Shire in print media, on appropriate websites and via relevant social media platforms.	Manager People and Culture

Strategy 4.2.2

Provide a welcoming aesthetic on the approaches to town.

Activities 2017/18	Council Lead
Investigate options for beautification along main roads into town	Manager Engineering Services

4 - Economic

4.3 Public Transport and Air Services

Outcome: We have reliable, cost-effective and regular public transport and air services linking the Shire to Dubbo and beyond.

2017/18 Approved Budget	\$'000
Operating Expenditure	69,450
Salaries and Wages	34,500
Plant	9,250
Materials and Contracts	25,700
Depreciation	0
Operating Income	-450
Capital Expenditure	0
Capital Income	0

4 - Economic

4.3 Public Transport and Air Services

Outcome: We have reliable, cost-effective and regular public transport and air services linking the Shire to Dubbo and beyond.

Strategy 4.3.1 Identify gaps and opportunities and engage with stakeholders, to investigate options for improved public transport.	
Activities 2017/18	Council Lead
Talk to existing operators about issues and potential strategy to address these issues	General Manager

Strategy 4.3.2 Maintain airport facilities to meet required standards	
Activities 2017/18	Council Lead
Undertake regular maintenance activities on the runway and surrounding areas to CASA regulations	Manager Engineering Services
Maintain airport buildings to acceptable standards	Manager Development and Environmental Services

5 - Civic Leadership

5.1 Leadership, Advocacy and Governance

Outcome: Open, transparent and effective local government.

2017/18 Approved Budget	\$'000
Operating Expenditure	616,948
Salaries and Wages	317,098
Plant	54,600
Materials and Contracts	245,250
Operating Income	-105,688
Capital Expenditure	0
Capital Income	0

5 - Civic Leadership

5.1 Leadership, Advocacy and Governance

Outcome: Open, transparent and effective local government.

Strategy 5.1.1 Facilitate purposeful engagement and consultation with the community and other stakeholders to progress the outcomes of the Community Strategic Plan.	
Activities 2017/18	Council Lead
Maintain a community consultation database (from CSP implementation)	Manager People and Culture
Undertake community engagement regarding major Council plans and projects	General Manager
Hold a Community Strategic Plan forum	General Manager
Strategy 5.1.2 Provide accountability to the community by regularly reporting on Council activities through the publication of statutory reports, business papers, meeting minutes and general information.	
Activities 2017/18	Council Lead
Provide accurate and timely meeting agendas and minutes	General Manager
Proactively release appropriate Council information e.g. Council Business Paper and Minutes through the website and council column	General Manager
Complete Annual Report	Finance Manager
Complete statutory financial accounts	Finance Manager
Produce Council's quarterly reports, delivery program and budget and operational plans	Finance Manager
Strategy 5.1.3 Councillors represent the interests of the community through strong and positive leadership and advocacy.	
Activities 2017/18	Council Lead
Hold regular Council meetings	General Manager
Ensure Councillors make all reasonable efforts to acquire and maintain the skills necessary to perform the role of a councillor	General Manager

5 - Civic Leadership

Strategy 5.1.4

Maintain effective partnerships through regional and industry bodies to collaborate on matters of mutual interest and lobby collectively on behalf of the community.

Activities 2017/18	Council Lead
Maintain regional partnerships including OROC, LMWUA	General Manager
Undertake lobbying as appropriate	General Manager
Continue contracting alliance with RMS	Manager Engineering Services

Strategy 5.1.5

Councillors take pride in our community, are inclusive and respectful, work together to get things done and contribute positively to our culture.

Activities 2017/18	Council Lead
Ensure that Councillors are aware of the Code of Conduct and Council's Values	General Manager

5 - Civic Leadership

5.2 Managing our Business

Outcome: Effective and responsive management of Council's resources and activities to deliver on our goals and strategies.

2017/18 Approved Budget	\$'000
Operating Expenditure	1,443,512
Salaries and Wages	972,622
Plant	87,600
Materials and Contracts	333,290
Depreciation	50,000
Operating Income	-6,533,524
Capital Expenditure	93,900
Capital Income	0

5 - Civic Leadership

5.2 Managing our Business

Outcome: Effective and responsive management of Council's resources and activities to deliver on our goals and strategies.

Strategy 5.2.1

Undertake sound financial planning, management and reporting to fulfil our stewardship responsibilities and ensure that Bogan Shire Council remains financially viable.

Activities 2017/18	Council Lead
Develop and implement Council's Long Term Financial Strategy	Finance Manager
Prepare and present Council's Operational Plan and Budget to Council for Approval within set timeframes	Finance Manager
Prepare and present quarterly budget reviews to Council for approval within set timeframes	Finance Manager
Accurately record all Council's financial transactions	Finance Manager
Present periodic financial reports to assist with monitoring budget performance	Finance Manager
Maximise recovery of all revenue due to Council in accordance with policy	Finance Manager

Strategy 5.2.2

Manage our people effectively to ensure Council meets its goals and can implement its mission and deliver on its vision.

Activities 2017/18	Council Lead
Develop Council's Workforce Plan	Manager People and Culture
Develop a Workplace Health and Safety improvement plan	Manager People and Culture
Conduct effective staff recruitment and induction processes.	Manager People and Culture
Continuously develop and maintain Council's organizational structure, salary system and related processes	Manager People and Culture
Manage Council's Employee Development Planning process	Manager People and Culture
Promote Council's Values and Code of Conduct to ensure staff uphold and contribute positively to our social environment and culture	General Manager

5 - Civic Leadership

Strategy 5.2.3

Implement sound asset management practices to ensure adequate provision is made for the maintenance and long-term replacement of Council's infrastructure assets.

Activities 2017/18	Council Lead
Develop and adopt Council's Asset Management Strategy and Asset Management Policy	Manager Engineering Services
Develop and implement, subject to budget, Asset Management Plans for the major categories of Council's assets: Transport and Stormwater, Water Supply and Sewerage and Buildings	Manager Engineering Services
Provide periodic asset management reports to inform decision-making	Manager Engineering Services

Strategy 5.2.4

Manage Council's operations effectively and on business-like principles to maximise service delivery for the community.

Activities 2017/18	Council Lead
Develop and implement a customer service charter	General Manager
Initiate a customer service training program	General Manager
Monitor Council's complaint management system to identify and rectify issues	Finance Manager
Identify and manage Council's risks, including insurance cover	Finance Manager
Manage Council's record management system to support our business	Finance Manager
Manage Council's communication with the community through a variety of media including electronic	General Manager
Manage Council's ICT resources including disaster recovery to support our business	Finance Manager
Manage Council's procurement system to ensure probity and best value for money	Manager Engineering Services
Review and update Council's policies and procedures	General Manager

Strategy 5.2.5

Implement Council's Fit for the Future Action Plan to ensure that we retain our autonomy as a financially viable independent Council.

Activities 2017/18	Council Lead
Take advantage of resource-sharing opportunities	General Manager
Investigate creation of Centres of Excellence	General Manager
Take advantage of opportunities for streamlined Planning, Regulation and Reporting provided by the NSW Government	General Manager
Undertake Services Reviews for more efficient service provision	General Manager
Refocus expenditure on asset renewals	General Manager

5 - Civic Leadership

5.3 Disaster Management

Outcome: We have the capability to plan, arrange, and implement measures for the prevention of, preparation for, response to and recovery from emergencies.

2017/18 Approved Budget	\$'000
Operating Expenditure	14,500
Salaries and Wages	9,000
Plant	3,500
Materials and Contracts	2,000
Depreciation	0
Operating Income	0
Capital Expenditure	25,000
Capital Income	0

5 - Civic Leadership

5.3 Disaster Management

Outcome: We have the capability to plan, arrange, and implement measures for the prevention of, preparation for, response to and recovery from emergencies.

Strategy 5.3.1 Facilitate the Local Emergency Management Committee to ensure a co-ordinated response by all agencies having responsibilities and functions in emergencies.	
Activities 2017/18	Council Lead
Continue to fulfil Councils statutory obligations relevant to the State Emergency & Rescue Management Act 1989	General Manager
Provide a support role through the LEMC to the SES and other involved agencies	Manager Engineering Services
Regularly maintain the Nyngan levee bank and associated infrastructure to ensure protection from potential flooding	Manager Engineering Services

**Bogan Shire Council
Revenue Policy (General)
2017/2018**



Introduction

The *Local Government Act 1993* requires a Council to include a Statement of Revenue Policy in each Management Plan. In compiling this statement, a number of significant factors have been considered in conjunction with the projected Operational Budget. In the current economic climate, Council is continuing to face increasing cost pressures while being relatively constrained with a static revenue base. The 2017/2018 Operational Budget has been formulated within these income and cost constraints.

The major factors to be considered in this Statement of Revenue Policy include:

The Minister for Local Government has given approval for Council to increase its notional general income by 1.5%.

Council will ensure all rates, fees and charges will be applied equitably in accordance with the *Local Government Act 1993*.

Council supports the user pay principle in assessing the levying of fees and charges and the amounts to which they are set, this is balanced with the needs of those in the community for whom it would impose undue hardship.

Council obtains its funds from a range of sources including:

- Grants
- Rates
- User Charges
- Investments
- Private Works
- Other Income
- Loans
- Internal Charges
- Transfers from Reserves

Operating Budget			
Source Of Funds		Application of Funds	
Grants & Cont	-6,311,852	Labour	7,016,678
Rates & Annual Charges	-4,618,723	Plant	2,178,316
User Charges & Fees	-3,309,631	Depreciation	3,498,500
investment income	-272,239	Debt Service	80,020
Internal Income	-4,825,511	Materials and contracts	4,705,515
Other Revenues	-295,900	Other Expenses	2,926,273
Sub Total	-19,633,856		
Total	-19,633,856	Total	20,405,302
Reconcile Cash Result			
Less Operating Revenue			-19,633,856
Sub-Total			771,446
Add Back Depreciation			-3,498,500
Cash from Current Year Available to Fund Capital			-2,727,054
Add loan proceeds to fund capital projects			-340,000
Add cash from Capital Contributions & Transfers from Reserves			-793,657
Add Grants to fund Capital Projects			-9,257,722
Less Capital Budget Spending			12,987,002
Less Capital Loan Repayments			106,150
Nett Surplus			-25,281

Proposed Rates and Charges

Rating Method Options

The *Local Government Act 1993* provides Council with the following three alternative methods:

1. Solely ad valorem rating i.e. cents in the \$ on land value.
2. Minimum rate plus ad valorem rate.
3. A base amount of up to 50% of the total yield required to be raised from a category or sub category of a rate and applied to all rateable parcels within that category or sub category plus an ad valorem rate to raise the additional required.

Council presently uses the minimum plus ad valorem rate, a method that has been in operation for many years and has proved satisfactory.

Rates Statement

Rates are levied on the land value of the property (as determined by the Valuer General) and in accordance with the *Local Government Act (1993)*.

Categorisation of Land for Purposes of Ordinary Rates

Council in accordance with Section 514 *Local Government Act 1993* must declare each parcel of rateable land in its area to be within one of the following categories:

- Farmland
- Residential
- Mining
- Business

Council utilises the provisions of Section 528 and 529 of the *Local Government Act 1993* in applying differential rating to the categories of ordinary rates.

The criteria in determining the categorisation of land is as follows:

Rate may be the same or different within a category

1. Before making an ordinary rate, a council may determine a sub-category or sub-categories for one or more categories of rateable land in its area.
2. A sub-category may be determined:
 - a. for the category “farmland”—according to the intensity of land use, the irrigability of the land or economic factors affecting the land, or
 - b. for the category “residential”—according to whether the land is rural residential land or is within a centre of population, or
 - c. for the category “mining”—according to the kind of mining involved, or
 - d. for the category “business”—according to a centre of activity.

Note: In relation to the category “business”, a centre of activity might comprise a business centre, an industrial estate or some other concentration of like activities.

3. The ad valorem amount (the amount in the dollar) of the ordinary rate may be the same for all land within a category or it may be different for different sub-categories.
4. Land may be taken to be irrigable for the purposes of subsection (2) (a) if, and only if, it is the subject of a water right within the meaning of the [*Valuation of Land Act 1916*](#).

Categorisation as farmland

- 1 Land is to be categorised as ***farmland*** if it is a parcel of rateable land valued as one assessment and its dominant use is for farming (that is, the business or industry of grazing, animal feedlots, dairying, pig-farming, poultry farming, viticulture, orcharding, bee-keeping, horticulture, vegetable growing, the growing of crops of any kind, forestry or aquaculture within the meaning of the *Fisheries Management Act 1994*, or any combination of those businesses or industries) which:
 - a. has a significant and substantial commercial purpose or character, and
 - b. is engaged in for the purpose of profit on a continuous or repetitive basis (whether or not a profit is actually made).
- 2 Land is not to be categorised as farmland if it is rural residential land.
- 3 The regulations may prescribe circumstances in which land is or is not to be categorised as farmland.

Categorisation as Residential

Land is to be categorised as ***residential*** if it is a parcel of rateable land valued as one assessment and:

- a. its dominant use is for residential accommodation (other than as a hotel, motel, guesthouse, backpacker hostel or nursing home or any other form of residential accommodation (not being a boarding house or a lodging house) prescribed by the regulations), or
- b. in the case of vacant land, it is zoned or otherwise designated for use under an environmental planning instrument (with or without development consent) for residential purposes, or
- c. it is rural residential land.

Note: 1a. For the purposes of this section, a boarding house or a lodging house means a building wholly or partly let as lodging in which each letting provides the tariff-paying occupant with a principal place of residence and in which:

- a. each tariff charged does not exceed the maximum tariff for boarding houses or lodging houses for the time being determined by the Minister by order published in the Gazette for the purposes of this subsection, and
 - b. there are at least 3 tariff-paying occupants who have resided there for the last 3 consecutive months, or any period totalling 3 months during the last year, and includes a vacant building that was so let immediately before becoming vacant, but does not include a residential flat building, licensed premises, a private hotel, a building containing serviced apartments or a backpacker hostel or other tourist establishment.
- 4 The regulations may prescribe circumstances in which land is or is not to be categorised as residential.

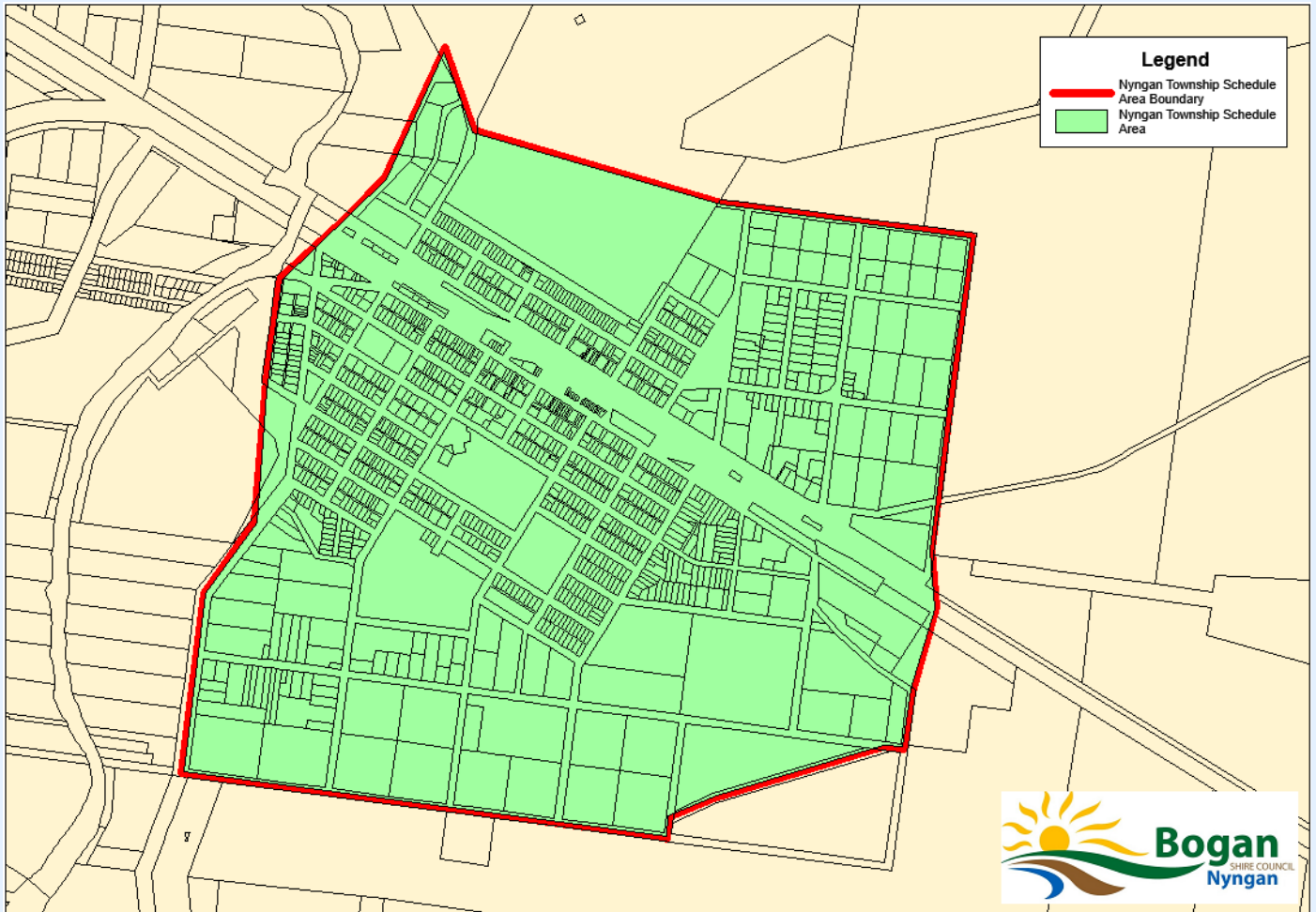
Residential – Nyngan Shire Area

All residential land within the boundaries set out in the schedule hereunder.

Nyngan Township Schedule Area

All that land enclosed by a line commencing at the south eastern corner of suburban section 34 in the town and parish of Nyngan then running in a south westerly direction along the flood control levee across portion 94 and section 18 to the corner of Bexon Street and Boundary Street East then westerly along the southern boundaries of suburban sections 17, 16, 15 and 14 to Tottenham Road, then generally northerly along the levee bank constructed on the western side of the town of Nyngan to the junction of the levee bank with Moonagee Road then generally south easterly and southerly by that road to a point opposite the western extension of Jubilee Street then easterly along an extension of Jubilee Street to the north eastern corner of suburban section 2, then southerly from that point of along the eastern boundaries of suburban section 2, 3, 6, 7, 35 and 34 to the point of commencement, excluding all land within this area currently zoned 1 (c) (rural small holdings) under Council's Local Environmental Plan 1991.

Those sections zoned 1 (c) (rural small holdings) within the above schedule include Sections 12, 13, 14, 15, 16, Part Sections 18 and 94 within the flood control levee, Section 34, part Section 6 (lots 1-4), Sections 1 and 2 and Section 15 (DP 755305).



Residential – Girilambone, Hermidale & Coolabah

All land used for residential purposes that is contained in the townships of Girilambone, Hermidale and Coolabah.

Residential

All residential land in the Shire not contained in the designated schedule area, including land categories “Rural Residential” by definition under the *Local Government Act, 1993*.

Residential - Rural

The definition of Rural Residential Land is reproduced below:-

“rural residential land” means land that:

- Is the site of a dwelling; and
- Is not less than 2 hectares and not more than 40 hectares in area; and

Is either:

- not zoned or otherwise designated for use under an environmental planning instrument;
or
- zoned or otherwise designated for use under such an instrument for non-urban purposes;
and
- does not have a significant and substantial commercial purpose or character.

Categorisation as Mining

- 1 Land is to be categorised as mining if it is a parcel of rateable land valued as one assessment and its dominant use is for a coal mine or metalliferous mine.
- 2 The regulations may prescribe circumstances in which land is or is not to be categorised as mining.

Mining – Nyngan Shire Area

The whole Shire area.

Categorisation as Business

Land is to be categorised as **business** if it cannot be categorised as farmland, residential or mining.

Business – Nyngan

All land within the boundaries set out in the schedule referred to in the residential section above.

Business – Girilambone, Hermidale and Coolabah

All land within the boundaries of Girilambone, Hermidale and Coolabah

Business

All other land not categorised as farmland, residential or in the above mentioned business categories.

Strata lots and company titles taken to be separate parcels of land for categorisation

For the purposes of this Part:

- a. each lot in a strata plan that is registered under the Strata Schemes (Freehold Development) Act 1973 or the Strata Schemes (Leasehold Development) Act 1986, and
- b. each dwelling or portion of the kind referred to in section 547 (1), is taken to be a separate parcel for the purposes of categorisation.

Mixed development land

Council does not have any land categorised as Mixed Development.

AGL Solar Farm

The AGL Solar farm has been included in the Business Category for rating purposes. Council has requested that as part of its review of the Local Government Act, the State Government create a separate category for land used for Renewable Energy generation.

Pensioner Concessions

Section 575 of the Local Government Act 1993, provides for concessions on Council rates and charges for eligible pensioners. By virtue of Section 575, an eligible pensioner may apply to Council for annual concessions on a rate or charge of:

- Up to \$250.00 on all ordinary rates and charges for domestic waste management services
- Up to \$87.50 on annual water charges. - Up to \$87.50 on annual sewer charges

Applications for concessions must be made in writing using the appropriate form available from Council's Rates Department. You can only claim a concession on the property if it is the sole or principal place you live.

The Council believes that the concession rates set by the NSW State Government are adequate, equitable and require no additional concession to be offered by the Council.

How is vacant land to be categorised?

If vacant land is unable to be categorised under section 515, 516 or 517, the land is to be categorised:

- a. if the land is zoned or otherwise designated for use under an environmental planning instrument—according to any purpose for which the land may be used after taking into account the nature of any improvements on the land and the nature of surrounding development, or
- b. if the land is not so zoned or designated—according to the predominant categorisation of surrounding land.

Notice of declaration of category

A Council must give notice to each rateable person of the category declared for each parcel of land for which the person is rateable.

1 The notice must be in the approved form and must:

- a. state that the person has the right to apply to the council for a review of the declaration that the land is within the category stated in the notice, and
- b. state that the person has the right to appeal to the Land and Environment Court if dissatisfied with the council's review, and
- c. refer to sections 525 and 526.

Council's Preferred Rating Structure

Council, in levying their 2017/2018 rates should take necessary steps to avoid exceeding their allowable notional yield. All figures are based on valuations on hand as at May 2017 and there may be properties awaiting amended valuations due to splits and amalgamations.

Rate Structure for 2017/2018

Council proposes to use the allowable rate pegging limit to be distributed evenly across all rating categories and sub-categories. Minimum rates will increase by an average of 2% which is more than the rate pegging limit of 1.5%.

Table 1: Rates for 2017/2018.

Rating Category/Sub Category	No. of Assessments	Ad Valorems	Minimums	2017/2018 Anticipated Yield
RESIDENTIAL NYNGAN	918	1.07552	255	270,049
RESIDENTIAL	9	0.62449	155	4,280
RESIDENTIAL RURAL	14	0.81125	155	8,807
FARMLAND	630	0.50329	245	1,688,074
RESIDENTIAL HERMIDALE	48	0.00570	155	7,165
RESIDENTIAL GIRILAMBONE	52	0.04790	155	7,795
RESIDENTIAL COOLABAH	27	0.03190	155	3,958
BUSINESS NYNGAN	132	5.43844	285	215,947
BUSINESS	34	0.85337	285	18,438
BUSINESS HERMIDALE	12	1.04889	160	1,949
BUSINESS GIRILAMBONE	5	0.91005	160	812
BUSINESS COOLABAH	5	3.44000	160	812
MINING	3	7.94235	360	581,777
BUSINESS UNKNOWN	56	0.00011	2	112
*****Totals*****	1946			2,809,975

How General Rates are Calculated

The calculation used to ascertain the proposed general rates for an individual property are:

$$LV \times AV / 100 = \$$$

Note: LV = Land Value AV = Ad Valorem / = Division \$ = Proposed General Rate

Note: If the result of the calculation is under the amount shown in the Minimum column of the above table for the category or sub-category required, then the Minimum rate is payable.

Interest on Overdue Rates

Council applies the maximum allowable interest rate in accordance with Section 566 of the *Local Government Act 1993*. Council has been notified for the 2017/18 year the interest rate will be 7.5%

Annual and User Charges

Council provides a range of services on an annual basis for which it charged an annual or user charge.

- Water Supply
- Sewerage Services
- Domestic Waste
- Other Waste

In determining its pricing structure and its pay for use model, Council considered the following issues:

- Distribution of costs equitably among consumers and the elimination of cross subsidies
- Efficient water use by consumers
- Environmental protection and sustainability of natural resources
- Compliance with Government directive impact of the pricing policy on customers and consumption behaviour.

Water Charges

Council has implemented a two-part water charging policy, as per Best Practice guidelines, consisting of an annual Water Access Charge and a Water Consumption Charge.

Consumption Charges

Council will levy Water Consumption (usage) charges based on the number of kilolitres consumed at a rate set out in the table below.

Charge Treated Water 2016/2017	Charge Treated Water 2017/2018	Charge Raw Water 2016/2017	Charge Raw Water 2017/2018
1.87/kl	1.97/kl	0.63/kl	0.66/kl

Access Charge

Council will levy an annual Water Access Charge based on the size of the water meter(s) connected, or, if there is no water meter connected, the appropriate minimum charge. Each additional water meter will be charged an access charge according to the size of the meter. Therefore, in accordance with the provisions of Section 535 and Section 552 of the *Local Government Act 1993*, and the *NSW Water Management Act & Regulations*, Water Supply Access Charges be levied on all properties (except for those non-rateable properties described in part (c) of the non-rateable properties section shown below), which is:

S552(1)(a)

Land that is supplied with water from a water pipe of the Council; and

S552(1)(b)

Land that is situated within 225 metres of a water pipe of the Council whether the land has a frontage or not to the public road (if any) in which the water pipe is laid, (*and confined within the area shown on each of the Town Water Supply areas*), and although the land is not actually supplied with water from any water pipe of the Council.

Subject to S552(2)

.....water being able to be supplied to some part of the land from a standpipe at least 1 metre in height from the ground level, if such a pipe were laid and connected to Council's mains.

Water Access Charges – Residential & Non-Residential

Service Size	Volume Factor	Access Charge 2016/2017	Access Charge 2017/2018	No. Services	Estimated Yield 2017/2018
20		536	563	987	555,681
25		863	906	87	78,822
32		1416	1487	11	16,357
40		2213	2324	15	34,860
50		3460	3633	14	50,862
100		13835	14527	2	29,054
Sub Total					765,636
20 CSO		143	150	4	600
Sub Total					600

Other Water Supply Services

Location	Charge 2016/2017	Charge 2017/2018	No. Services	Estimated Yield 2017/2018
Hermidale—Raw Water Access	633	665	30	19,950
Girilambone—Raw Water Access	435	457	29	13,253
Coolabah—Raw Water Access	435	457	16	7,312
Nyngan Raw Water Access	435	457	2	914
Sub Total				41,429
Non-Rateable Girilambone	436	458	2	916
Non-Rateable Hermidale	633	665	1	665
Sub Total				1,581
Albert Priest Channel - Access	\$12.14 per ML allocation	\$12.74 per ML allocation		
Albert Priest Channel - Usage	\$32.06 per ML of usage	\$36.66 per ML of usage		
Total				809,246

Water Access Charges Non-rateable properties:

**NOTE:

“Non-rateable properties” refers to properties that are defined as “non-rateable” under the *Local Government Act 1993*.

- Water Access Charges will be levied for access to the water supply system as for rateable properties.
- All variable Consumption (usage) charges will be levied as for rateable properties
- Non-rateable State Government properties of a non-commercial nature without a water connection and not utilising the service will not be levied an annual fixed Water Access Charge.

Residential and rural residential properties outside town or village boundaries

Residences outside the existing town and village boundaries connected to the water supply, will be charged the normal town water supply charges including annual fixed Water Access Charges and the applicable variable town usage charges as set out in the above tables or any special charge or consumption charge or tariff as it deems necessary or appropriate.

Sewer Charges

RESIDENTIAL SEWER ACCESS CHARGES – Nyngan

(Sec 501 *Local Government Act 1993*)

Council charge residential properties a minimum annual Sewer Access Supply charge per assessment. The annual Sewerage Access Supply charge will be applied to all single dwellings, strata units and vacant land, categorised as Residential Nyngan, under the following criteria:

For rateable properties inside town or village boundary

In accordance with the provisions of Section 535, 501 and 552 of the *Local Government Act 1993*, a Sewer Access Supply Charge will be levied on all rateable land within the area shown on the Town or Village Sewer Supply area except: i) Land which is more than 75 metres from a sewer of the Council and is not connected to the sewer; ii) Land from which sewerage could not be discharged into any sewer of the Council.

For rateable properties outside town or village boundary

Rateable properties outside the existing village boundary, and connected to the town sewer supply, will be charged the normal town Sewer Access Supply charges.

Residential Flat Sewer Charge

As per Best Practise Guidelines, in the case of properties which may contain more than one dwelling unit, such as Dual Occupancies, Multi-dwellings, Residential flats, (excluding granny flats), an annual Residential Flat Sewer charge, will be levied per each 'dwelling unit'.

Service Type	Charge 2016/2017	Charge 2017/2018	Number Services	Estimated Yield
Residential	\$540 per meter	\$540 per meter	808	436,320
Residential Flat Sewer	\$415 per flat	\$415 per meter	55	22,825

The relevant definitions of a dual occupancy, residential flat building and multi dwellings per the Bogan LEP 2011 is provided below.

Definitions:

Dual occupancy (attached) - 2 dwellings on one lot of land that are attached to each other, but does not include a secondary dwelling.

Dual occupancy (detached) - 2 detached dwellings on one lot of land, but does not include a secondary dwelling.

Multi dwelling housing - 3 or more dwellings (whether attached or detached) on one lot of land, each with access at ground level, but does not include a residential flat building. Multiple Dwelling properties are a classification of housing where multiple separate housing units for residential inhabitants are contained within one building or several buildings within one complex.

Residential flat building - a building containing 3 or more dwellings, but does not include an attached dwelling or multi dwelling housing.

Secondary Dwelling (Granny Flats) - a self-contained dwelling that:

- (a) is established in conjunction with another dwelling (the principal dwelling), and
- (b) is on the same lot of land as the principal dwelling, and
- (c) is located within, or is attached to, or is separate from, the principal dwelling.

NON-RESIDENTIAL SEWER ACCESS CHARGE – Nyngan

(Sec 501 Local Government Act 1993)

Council will charge non-residential Nyngan ratepayers (ie any assessment not rated as Residential), a Sewer Access Supply charge as per best practice guidelines based on their water meter connection size, sewerage discharge factor and water usage. This will be charged per assessment per water meter. The sewer access charge for the 2017/2018 rating year will be charged in accordance with the Department of Land and Water Conservation "Water Supply, Sewerage & Trade Waste Pricing Guidelines".

In accordance with the provisions of Section 535, 501 and 552 of the Local Government Act 1993, a Sewer Access Supply Charge will be levied on all rateable land within the area shown on the Town or Village Sewer Supply area except: i) Land which is more than 75 metres from a sewer of the Council and is not connected to the sewer; ii) Land from which sewerage could not be discharged into any sewer of the Council.

Non-Residential Sewer Access Charges based on service size are shown below:

Service Type	Water Service Size	Discharge Factor	No. of Services	Current Charge 2016/2017	Proposed Annual Access Charge 2017/2018	Estimated Yield Per Annum
Non- Residential Sewer Access Charge	20/25mm	30%	10	540	540	5,400
Non- Residential Sewer Access Charge	40mm	30%	3	648	648	1,944
Non- Residential Sewer Access Charge	50mm	30%	6	1,013	1,013	6,078
Non- Residential Sewer Access Charge	100mm	30%	1	4,050	4,050	4,050
Non- Residential Sewer Access Charge	20/25mm	50%	12	540	540	6,480
Non- Residential Sewer Access Charge	50mm	50%	3	1,688	1,688	5,064
Non- Residential Sewer Access Charge	20mm	90%	61	540	540	32,940
Non- Residential Sewer Access Charge	25mm	90%	15	759	759	11,385
Non- Residential Sewer Access Charge	40mm	90%	7	1,944	1,944	13,608
Non- Residential Sewer Access Charge	50mm	90%	5	3,038	3,038	15,190
Non- Residential Sewer Access Charge	100mm	90%	1	12,150	12,150	12,150
Effluent Disposal Charge			3	333	333	999

NON-RESIDENTIAL SEWER USAGE CHARGES – Nyngan

(Sec 501 Local Government Act 1993)

Best practice guidelines for non-residential customers involves an appropriate sewer usage charge is required for the estimated volume discharged to the sewerage system based on the capacity requirements that their loads place on the system relative to residential customers. Grant funding for sewerage augmentation was conditional on council adopting these pricing guidelines.

The use of the sewerage service by all non-residential properties will be charged on a quarterly basis in accordance with the following structure:

$$B = \text{SDF} \times (\text{AC} + C \times \text{UC})$$

B = Sewerage charge non residential

SDF = Sewerage Discharge factor

$$\text{AC} = \left(\frac{\text{AC}_{20} \times D^2}{400} \right) \text{ Access Charge}$$

D = Water Supply Service Connection Size

C = Annual Water Consumption

UC = Usage Charge \$1.96

The proposed access charge for non-residential customers will not be less than the charge for residential charges \$540.

NON-RESIDENTIAL SEWER USER CHARGES – NON RATEABLE PROPERTIES

(Schools and Churches etc.)

(Sec 501 *Local Government Act 1993*)

Council can provide Community Service Obligations (CSOs) to non-rateable properties and Council has such a scheme in place. These non-rateable properties are not subject to the access charge but are responsible for water and sewer usage charges. The charges for 2017/2018 will be calculated as follows:

$$B = \text{SDF} \times (\text{AC} + C \times \text{UC})$$

B = Sewerage charge non residential

SDF = Sewerage Discharge factor

$$\text{AC} = \left(\frac{\text{AC}_{20} \times \text{D}^2}{400} \right) \text{ Access Charge}$$

D = Water Supply Service Connection Size

C = Annual Water Consumption

UC = Usage Charge \$2.07

The proposed charge for non-residential customers will not be less than the charge for residential charges \$540.

NON-RESIDENTIAL SEWER ACCESS CHARGES – MULTIPLE USE PROPERTIES

(Flats, Motels, Hotels, Caravan Parks etc.)

(Sec 501 *Local Government Act 1993*)

Best practice sewerage pricing involves a uniform annual sewerage bill for multiple use properties (flats, motels, hotels, caravan parks, etc.). Grant funding for sewerage augmentation was conditional on council adopting these pricing guidelines. The charges for 2017/2018 will be calculated as follows:

$$B = \text{SDF} \times (\text{AC} + C \times \text{UC})$$

B = Sewerage charge non residential

SDF = Sewerage Discharge factor

$$\text{AC} = \left(\frac{\text{AC}_{20} \times \text{D}^2}{400} \right) \text{ Access Charge}$$

D = Water Supply Service Connection Size

C = Annual Water Consumption

UC = Usage Charge \$2.07

Discharge Factors applied through Councils adopted Sewerage Services Pricing Policy

Discharger	Discharge Factor	Discharger	Discharge Factor
Aged Care Facility	.90	Library	.90
Bakery	.90	Mixed Business	.90
Caravan Park	.50	Mixed Development (home based small business)	.50
Church	.90		
Club	.90	Motel	.90
Cottage Industry	.50	Motor Repairer	.90
Butcher	.90	Office Based Businesses	.90
Dental Surgery	.90	Other (default category)	.90
Doctor	.90	Panel Beater	.90
Engineering Services	.90	Public Amenities	1.0
Hardware	.90	Restaurant	.90
Hospital	.50	Schools	.30
Florist	.50	Service Station	.90
Guest House	.90	Supermarkets	.90
Halls	.90	Swimming Pool Complex	.50
Hairdresser	.90	Takeaway Shop	.90
Hotel/Tavern	.90	Utility Services	.90
Laundromat	.90	Veterinary Clinic	.90

Waste Management Charges

DOMESTIC WASTE MANAGEMENT CHARGE – Nyngan

(Sec 496 *Local Government Act 1993*)

- (1) A Council must make and levy an annual charge for the provision of domestic waste management services for each parcel of rateable land for which the service is available.
- (2) A Council may make an annual charge for the provision of a domestic waste management service for a parcel of land that is exempt from rating if:
 - a. the service is available for that land, and
 - b. the owner of that land requests or agrees to the provision of the service to that land, and
 - c. the amount of the annual charge is limited to recovering the cost of providing the service to that land.

Council does not have to obtain ministerial approval in terms of Section 508(2) of the *Local Government Act 1993* in regard to Domestic Waste Management (DWM) charges for 2017/2018. Council has reviewed the waste management operations in order to determine the appropriate current and future costs to be included as part of the reasonable costs determination. The *Local Government Act 1993* requires that the level of charges must be based upon “reasonable costs”.

Where additional Domestic Waste Management services are requested the proposed charges are lower than the first collection charge and are shown below.

The proposed annual Domestic Waste Management Charge for 2017/2018 is shown below:

The estimated yield for Domestic Waste Management Charges is \$305,131

Service Type	Number of Services	Charge 2016/2017	Charge 2017/2018	Estimated Yield 2017/2018
Domestic Waste Management Collection Charge	882	\$198.00	\$218.00	\$192,276
Domestic Waste Management Additional Collection Charge	21	\$103.00	\$115.00	\$2,415
Domestic Kerb Side Recycling Collection Charge	883	\$112.00	\$125.00	\$110,375
Domestic Kerb Side Additional Recycling Collection Charge	1	\$57.00	\$65.00	\$65

WASTE MANAGEMENT CHARGES – Other

(Sec 501 *Local Government Act 1993*)

- (1) A Council may make an annual charge for any of the following services provided, or proposed to be provided, on an annual basis by the Council:
 - water supply services
 - sewerage services
 - drainage services
 - waste management services (other than domestic waste management services)
 - any services prescribed by the regulations.
- (2) A Council may make a single charge for two or more such services.
- (3) An annual charge may be levied on each parcel of rateable land for which the service is provided or proposed to be provided.

Council will levy charges for other Waste Services in accordance with Section 501 of the *Local Government Act 1993*. These fees are charged on the basis of each property serviced multiplied by the number of services provided. The Waste Management Depot Charge is charged to each rateable parcel of land for the maintenance of the Waste Management Depot for every rateable parcel of land excluding Farmland.

Council must, due to the requirements of the Environmental Protection Agency, construct an additional cell at the new Nyngan waste depot to accommodate the needs of the community. The proposed waste collection other charges for 2017/2018 are shown below:

Service Type	Number of Services	Charge 2016/17	Charge 2017/18	Estimated Yield 2017/18
Business Waste Management - Collection Charge	134	\$198	\$218.00	\$29,212
Business Waste Mgmt—Additional Collection	261	\$103	\$115.00	\$30,015
Waste Management - Depot Charges Nyngan	1075	\$287	\$316.00	\$339,700
Waste Management - Depot Charges Business	204	\$287	\$316.00	\$64,464
Business Waste Recycling Collection Charge	3	\$112	\$125.00	\$375
Business Waste Additional Recycling Collection Charge	7	\$57	\$65.00	\$455

The estimated yield for other Waste Management Charges, Recycling Charges and additional collections is \$464,221.

Trade Waste Charges

1. Application fee

The application fee recovers the cost of administration and technical services provided by Council in processing applications for approval to discharge liquid trade waste to the sewerage system. The application fee will be allocated on the basis of the category into which the discharger is classified and reflects the complexity of processing the application. Application fees will be set annually by Council.

2. Annual trade waste fee

The purpose of this fee is to recover the cost incurred by Council for administration and the scheduled inspections each year to ensure a liquid trade waste discharger's ongoing compliance with the conditions of their approval.

As part of an inspection, Council or its agents may undertake monitoring of the liquid trade waste discharges from premises or business. Such monitoring may include but is not limited to, flow measurement and the sampling of the liquid trade waste.

Council will carry out inspections of commercial premises preparing hot food at least three times per year. The cost of these scheduled inspections is included in the annual waste fee for such premises, minimum \$87.50.

Similarly, for Category 1 activities with prescribed pre-treatment but low impact, the minimum recommended annual trade waste fee is \$87.50 whilst a Category 2 with appropriate pre-treatment is \$174.00.

Annual liquid trade waste fees are determined on the basis of the category of the discharger and are proportionate to the complexity of their inspection and administration requirements. Annual trade waste fees will be set by Council. Where the discharger is required to pay for monitoring this will be charged on the basis of full cost recovery[#].

Note:

[#] The annual trade waste fee for Category 3 dischargers may be set on a case by case basis depending on the complexity of monitoring required (for charging purposes and other administrative requirements).

3. Re-inspection fee

Where non-compliance with the conditions of an approval has been detected and the discharger is required to address these issues, Council will undertake re-inspections to confirm that remedial action has been satisfactorily implemented. Council will impose a fee for each re-inspection. The re-inspection fee will be set annually by Council on the basis of full cost recovery. A re-inspection may include the monitoring of liquid trade waste discharges, the cost of which shall be recovered from the discharger (minimum \$87.50 Council charge for 2017/2018).

4. Trade waste usage charge

The trade waste usage charge is imposed to recover the additional cost of transporting and treating liquid trade waste from Category 2 dischargers.

$$\text{Trade Waste Usage Charge (\$)} = Q \times \$1.61^*/\text{kL (2017/2018)}$$

Where Q = Volume (kL) of liquid trade waste discharged to sewer.

Note:

* Existing Category 2 dischargers who have not installed and maintained appropriate pre-treatment facilities will be required to pay a trade waste usage charge of \$15.05/kL (2017/18).

* These charging rates are in 2017/18 \$ and should be indexed on the basis of the Consumer Price Index for Sydney.

5. Excess mass charges

Excess mass charges will apply for substances discharged in excess of the deemed concentrations in domestic sewage shown in Table 5 below. For excess mass charge calculation, equation (1) below will be applied.

Table 1: Deemed concentration of substances in domestic sewage

Substance	Concentration (mg/L)
Biochemical Oxygen Demand (BOD ₅)	300
Suspended Solids	300
Total Oil and Grease	50
Ammonia (as Nitrogen)	35
Total Kjeldahl Nitrogen	50
Total Phosphorus	10
Total Dissolved Solids	1000
Sulphate (SO ₄)	50 [#]

[#] The concentration in the potable water supply to be used if it is higher than 50mg/L.

NB. Substances not listed above are deemed not to be present in domestic sewage.

$$(1) \text{ Liquid Trade Waste Excess Mass Charge (\$)} = \frac{(S - D) \times Q \times U}{1,000}$$

Where: S = Concentration (mg/L) of substance in sample.

D = Concentration (mg/L) of substance deemed to be present in domestic sewage.

Q = Volume (kL) of liquid trade waste discharged to the sewerage system.

U = Charging rate (\$/kg) for discharge of substance to the sewerage system.

Charging rates (U) used in equation (1) are as shown in Council's Annual Management Plan.

With regard to BOD, equation (1) applies for BOD₅ up to 600 mg/L.

6. Excess mass charges for BOD exceeding 600mg/L

If Council approves the acceptance limits for BOD₅ higher than 600mg/L, an exponential type equation will be used for calculation of the charging rate U_e (\$/kg) as shown in equation (2). Equation (2) provides a strong incentive for dischargers to reduce the strength of waste. In addition, equation (5) on page 89 will be used where the discharger has failed to meet their approved BOD limit on two (2) or more instances in a financial year.

U_e is the excess mass charging rate for BOD (\$/kg).

$$(2) U_e = 2C \times \frac{(\text{Actual BOD} - 300\text{mg/L})}{600\text{mg/L}} \times 1.05^{\frac{(\text{Actual BOD} - 600\text{mg/L})}{(600\text{mg/L})}}$$

Where C = the charging rate (\$/kg) for BOD₅ 600mg/L.

Actual BOD = the concentration of BOD₅ as measured in a sample.

For example if C = \$0.623/kg, equation (2) would result in the following excess mass charging rates:

\$0.623/kg for BOD₅ 600mg/L

\$1.96/kg for BOD₅ 1200mg/L

\$5.05/kg for BOD₅ 2400mg/L

The excess mass charge for BOD is calculated using equation (1):

$$\text{Excess Mass Charge for BOD (\$)} = \frac{(S - D) \times Q \times U_e}{1,000}$$

7. Food waste disposal charge ¹

Where Council has permitted the use of a food waste disposal unit for an existing hospital, nursing home or other eligible facility, the following additional food waste disposal charge will be payable annually.

Food Waste Disposal Charge (\$) = B x UF

Where: B = Number of beds in hospital or nursing home.

UF = Annual charging rate (\$26.78/bed) for a food waste disposal unit at a hospital or nursing home.

8. Non-compliance charges

Category 1 and 2 Dischargers

If the discharger has not installed or maintained appropriate pre-treatment equipment, the following trade waste usage charges will be applied for the relevant billing period:

Category 1 Discharger - \$1.59/kL (2017/2018)

Category 2 Discharger - \$15.05/kL (2017/2018)

Category 3 Discharger

Non-compliance pH charge (Example only to be CPI adjusted)

Equation (3) is used for waste with pH being outside the approved range. This equation provides an incentive for dischargers to apply appropriate pH correction so their waste remains within the approved pH limits. Council may require industrial and large dischargers to install and permanently maintain a pH chart recorder or data logger as control of pH is critical to minimising odour and corrosion problems in the sewerage system.

(3) Charging rate for pH where it is outside the approved range for the discharger = $K \times (\text{actual pH} - \text{approved pH})^{\#} \times 2^{(\text{actual pH} - \text{approved pH})^{\#}}$

[#] Absolute value to be used.

K = pH coefficient = 0.403 (2017/2018) and needs to be adjusted in accordance with changes in the CPI.

Example: Council has approved the pH range 8.0 to 9.0 for a large discharger generating high strength trade waste in order to prevent corrosion and odour problems in the sewerage system.

Case 1: pH measured 7.0

Charging rate (\$/kL) = $0.403 \times [7 - 8] \times 2^{[7 - 8]} = \$0.81/\text{kL}$

Case 2: pH measured 11.0

Charging rate (\$/kL) = $0.403 \times [11 - 9] \times 2^{[11 - 9]} = \$3.22/\text{kL}$

Non-compliance excess mass charges

Where a discharge quality fails to comply with the approved concentration limits of substances specified in Council's approval conditions (or the acceptance criterion listed in Council's trade waste policy), Council incurs additional costs in accepting and treating that waste. Council may also face problems with the effluent and bio solids management.

In order to recover Council's costs, equation (4) shall apply for non-compliance excess mass charges, except for BOD where equation (5) shall apply.

$$(4) \text{ Non-compliance Excess Mass Charges (\$)} = \frac{(S-A) \times Q \times 2U}{1,000} + \frac{(S-D) \times Q \times U}{1,000}$$

Where: S = Concentration (mg/L) of substance in sample.

A = Approved maximum concentration (mg/L) of pollutant as specified in Council's approval (or liquid trade waste policy).

Q = Volume (kL) of liquid trade waste discharged for the period of non-compliance.

U = Excess mass charging rate (\$/kg) for discharge of pollutant to sewerage system, as shown in Council's Annual Management Plan.

D = Concentration (mg/L) of substance deemed to be present in domestic sewage.

Non-compliance excess mass charges for BOD

If a discharger has failed to meet the approved maximum concentration of BOD on two or more instances in a financial year, the non-compliance excess mass charging rate for BOD U_n will be levied on the basis of equation (5):

U_n is the BOD non-compliance excess mass charging rate.

$$(5) U_n = 2Cx \frac{(A - 300\text{mg/L})}{600\text{mg/L}} \times 1.05 \frac{(A - 600\text{mg/L})}{600\text{mg/L}} + 4Cx \frac{(\text{ActualBOD} - A)}{600\text{mg/L}} \times 1.05 \frac{(\text{ActualBOD} - A)}{600\text{mg/L}}$$

For example, if $C = \$0.623/\text{kg}$, BOD_5 actual (measured) level is 2400mg/L and the approved maximum concentration of BOD (A) is 1000mg/L , equation (5) would result in a non-compliance excess mass charging rate of $\$8.02/\text{kg}$.

Non-compliance Excess Mass Charge for BOD is calculated using equation (1):

$$\text{Non-compliance Excess Mass Charge (\$)} = \frac{(S-D) \times Q \times U_n}{1,000}$$

The non-compliance excess mass charges shown above are in lieu of the excess mass charges in section 4.

NB. Council will continue applying the above non-compliance excess mass charge until the quality of discharge complies with Council's approved quality (or the trade waste policy) limits, within the time frame determined by Council for remedying the problem. If the discharger fails to rectify the problem within this time frame, the discharger may be required to cease discharging liquid trade waste into Council's sewerage system and may also be required to pay a 'non-compliance penalty' as indicated in the following section.

9. Non-compliance penalty

The non-compliance penalty covers instances where Council may seek compensation for its costs relating to legal action, damage to infrastructure, incurred fines and other matters resulting from illegal, prohibited or unapproved liquid trade waste discharged to the sewerage system. Also included are fines under:

- *Protection of the Environment Operations Act 1997*, section 120(1) (Pollution of any waters by a discharger who fails to comply with the conditions of approval for discharge of liquid trade waste to sewer)
- *Local Government Act 1993*, section 627 (Failure to comply with an approval), section 628 (Failure to comply with an order). Non-compliance penalties will be pursued by legal action.

10. Discharge of stormwater to the sewerage system

The discharge of stormwater, surface and subsoil waters to the sewerage system is prohibited under this policy. As indicated in section 2.4, the acceptance of first flush stormwater runoff may be permitted. A charge of **\$15.05/kL** (2017/2018) will be applied to Category 3 dischargers in accordance with the non-compliance trade waste usage charge, if approval is granted to accept the above waters. Excess mass charges will be also applied in accordance with section 3.7.5.

11. Septic and pan waste disposal charge

This charge is imposed to recover the cost of accepting and treating septic tank and pan waste.

Septic tank and pan waste disposal charge (\$) = $Q \times S$

Where: Q = Volume (kL) of waste discharged to sewer.

S = Charging rate in \$/kL for septic tank effluent, septage or chemical toilet waste as indicated in Council's Annual Management Plan.*

12. Responsibility for payment of fees and charges

Property (land) owners are responsible for the payment of fees and charges for water supply, sewerage and liquid trade services provided by Council. This includes property owners of marina, caravan park, etc., if a dump point located at their premises is connected to the sewerage system. Where another party (lessee) leases premises any reimbursement of the lessor (property owner) for such fees and charges is a matter for the lessor and the lessee.

Council will charge a septic tank and pan waste disposal charge for services it provides to transporters of septic tank and pan waste tankered and discharged to the sewerage system.

Table 2: Summary of trade waste fees and charges ²

CHARGING CATEGORY	APPLICATION FEE	ANNUAL NON-RESIDENTIAL SEWERAGE BILL WITH APPROPRIATE SEWER USAGE CHARGE/KL	ANNUAL TRADE WASTE FEE	RE-INSPECTION FEE (when required)	TRADE WASTE USAGE CHARGE/KL	SEPTIC WASTE DISPOSAL CHARGE	EXCESS MASS CHARGES/kg	NON-COMPLIANCE TRADE WASTE USAGE CHARGE/KL	NON-COMPLIANCE EXCESS MASS/kg and pH CHARGES/KL (if required)	NON-COMPLIANCE PENALTY
1	Yes ³	Yes	Yes	Yes	No	No	No	Yes ⁴	No	Yes
2	Yes	Yes	Yes	Yes	Yes	No	No	Yes	No	Yes
2S	Yes	Yes ⁴	Yes	Yes	No	Yes	No	No	No	Yes
3	Yes	Yes	Yes	Yes	No	No	Yes	No	Yes	Yes

All dischargers of liquid trade waste to Council's sewerage system should be aware that they are subject to prosecution and imposition of fines under the *Local Government Act 1993* and the *Protection of the Environment (Operations) Act 1997 and Regulations*. In addition to fines, Council may recover costs of damages and fines incurred by Council as a result of an illegal liquid trade waste discharge.

State of Proposed Borrowings

Council intends to borrow for the following projects in the 2017/2018 financial year and commence repayments in the following financial year:

Demolition of old Bogan Bush Mobile Building for Seniors Living	\$50,000
Renewal to 8A & B Dandaloo Street	\$40,000
Staff Accommodation unit	\$250,000

¹ In addition, a Food Waste Disposal Charge will apply where Council has approved the use of an existing food waste disposal unit for a hospital, nursing home or other eligible facility (refer to section 6 page 83).

² Not applicable for dischargers exempted in Table 1.

³ Non-compliance trade waste usage charge, if the discharger fails to install or properly maintain appropriate pre-treatment equipment:

Category 1 - \$1.59/kL (2017/2018)

Category 2 - \$15.05/kL (2017/2018)

⁴ Only applicable if the discharger has a dump point located at their premises which is connected to the sewerage system

Private Hire Rates from July 1st 2017

DESCRIPTION	External Hourly Hire Rate
Utility's	\$90.00
Medium Trucks (Crew cabs, Small Tippers & Table Tops)	\$110.00
Heavy Trucks (Water Tankers & Tippers)	\$150.00
Graders	\$200.00
Rollers	\$135.00
Mowers	\$110.00
Tractors	\$130.00
Backhoe	\$150.00
Skidsteer	\$150.00
Street Sweeper	\$170.00
Jetpatcher	\$185.00
Crane Truck	\$130.00
Garbage Compactor	\$200.00
Ditchwitch Trencher	\$140.00
Landfill Compactor	\$225.00
Loader	\$185.00
Forklift	\$100.00
Polaris Buggy Light Vehicle	\$85.00
Elevated Platform	\$85.00
Stump Grinder	\$85.00
Water Snorter/CCTV/Trailer	\$140.00
Concrete Saw	\$95.00
Traffic Lights	\$170.00/per day
Message Board	\$170.00/per day
Minor Plant	\$65.00/per day Plus Operator Costs
Other Large Plant & Vehicles not listed charges at Internal hire rate Plus 25% Plus \$50 per hour for Wages	

Statement of Fees and Charges

A detailed schedule of Fees and Charges for 2017/2018, including those within Council's Statement of Revenue Policy, is included in the "Budget Document".

Applicable fees set out in this section are to be waived for bona-fide community events. Community events are defined as those run by not-for-profit organisations based in the Bogan Shire area, excluding events run by government agencies and private functions. The exception to this is where Council assets are hired for funerals when fees are to be waived.

FEES & CHARGES	2017/2018 Fee \$	GST
Town Hall Complex		
Town Hall or Supper Room only	\$280.00	Y
Town Hall and Supper Room	\$390.00	Y
<i>(Both charges include use of kitchen, bar area, chairs, tables, crockery & cutlery)</i>		
Showground/Racecourse and Facilities		
Hire of Showground Complex/Day (excluding electricity)	\$1500.00	Y
Hire of Showground Complex/Day for Circus (excluding electricity)	\$210.00	Y
Walker Pavilion (including kitchen, bar, cool room)	\$280.00	Y
Wye Pavilion	\$210.00	Y
Bar (including cool room)	\$170.00	Y
Cool room only	\$160.00	Y
Arena	\$280.00	Y
Rodeo Yards	\$280.00	Y
Cattle yards - casual use per head per day	\$1.60	Y
Racecourse Amenities	\$195.00	Y
Horse Stalling charges (Per Horse per Night)	\$7.40	Y
Additional cleaning after hire	Actual Cost	Y
Multi-Purpose Pavilion Heavy Vehicle Registration	\$170.00	Y
Multi-Purpose Pavilion Heavy Vehicle Inspection	\$55.00	Y
Collierreina Hall	\$100.00	Y
Collierreina Hall Bond	\$100.00	Y

FEES & CHARGES	2017/2018 Fee \$	GST
Bonds—Casual Users of Council Facilities		
Deposit for key (<i>GST free if deposit not forfeited</i>)	\$50.00	N
Showground	\$670.00	Y
Racecourse	\$335.00	Y
Walker Pavilion	\$335.00	Y
Wye Pavilion	\$335.00	Y
Larkin Oval	\$335.00	Y
Frank Smith Oval	\$335.00	Y
O'Reilly Park	\$335.00	Y
Junior Rugby League Ground	\$335.00	Y
Davidson Park	\$335.00	Y
Rotary Park	\$335.00	Y
Council Meeting Room	\$160.00	Y
Works Depot Training Room	\$170.00	Y
Palais Theatre	\$325.00	Y
Town Hall Complex	\$560.00	Y
Bond payable for Old Buildings Transported into the Town Area	\$30,000.00	Y
Showground Camping Charges (per night) - Major Events Only		
All Persons	\$5.50	Y
Coaches	\$70.00	Y
Army vehicles	\$17.00	Y
Semi-Trailers	\$45.00	Y
Cars with Horse floats/Caravans/Motorhomes	\$37.00	Y
Large Horse floats (trucks)	\$37.00	Y

FEES & CHARGES	2017/2018 Fee \$	GST
Town Hall Miscellaneous		
Chairs	\$1.10	Y
Tables	\$5.50	Y
Crockery/Cutlery	\$75.00	Y
Delivery Fee (RETURN and in Town ONLY)	\$150.00	Y
Canteen Van (per day)	\$85.00	Y
Loud Speakers (per day) - Vehicle extra if required	\$80.00	Y
Additional cleaning after hire (Cost includes overheads)	Actual cost	Y
Marquees (only for hire to non-profit organisations)	\$110.00	Y
Mobile cool room per day (only for hire to non-profit organisations)	\$220.00	Y
Portable toilets per day (only for hire to non-profit organisations)	\$340.00	Y
Ovals and Sporting Fields		
Line marking for sporting events (per hour)	\$90.00	Y
<i>(Available for non-sporting fixtures by arrangement only)</i>		
Hire of Council Ovals/Day (exclude cleaning)	\$280.00	Y
Rugby Union Clubhouse		
By arrangement with the Secretary of the Nyngan Rugby Union Club	Actual cost	Y
Advertising Structures		
Initial One-off (no annual charge)	\$130.00	Y
Dishonoured Cheque Fee/Returned Direct Debit Fee		
Administration Fee	\$20.00	N
Temporary Fencing Hire		
Temporary Fencing Bond Payable for Hire	\$250.00	Y
Hire temporary fencing (<i>cost per panel per week hire minimum</i>)	\$10.00	Y

FEES & CHARGES	2017/2018 Fee \$	GST
Cemetery (Old Section)		
Interment Fee	\$690.00	Y
Re-open & Close Existing Grave	\$640.00	Y
Reserve Plot	\$210.00	Y
Additional Fee (Weekend and Public Holiday Burials)	\$485.00	Y
Lawn Cemetery		
Interment Fee	\$690.00	Y
Interment Fee (Cremation Section)	\$495.00	Y
Reopening Grave for Second Interment	\$640.00	Y
Reopening Grave for Interment (Cremation Section)	\$495.00	Y
Perpetual Maintenance	\$575.00	Y
Reserve Plot plus Perpetual Maintenance	\$780.00	Y
Additional Fee (Weekend and Public Holiday Burials)	\$485.00	Y
Cremation Wall		
Interment Fee	\$360.00	Y
Reserve Niche	\$155.00	Y
Reserve Cremation Lawn Section	\$155.00	Y
Villages		
Interment Fee—Hermidale & Girilambone	\$2215.00	Y
Re-open & Close Existing Grave —Hermidale & Girilambone	\$2215.00	Y
Interment Fee—Coolabah	\$2525.00	Y
Re-open & Close Existing Grave —Coolabah	\$2525.00	Y
Additional Fee (Weekend and Public Holiday Burials)	\$485.00	Y
Bronze Plaques		
Memorial Plaque (minimum cost \$670.00)	At cost + 20%	Y
Detachable Plaque (minimum cost \$210.00)	At cost + 20%	Y
Cremation Wall Plaque (minimum cost \$290.00)	At cost + 20%	Y
NOTE: 20% on-cost includes design and fixing of inscribed plaque		

FEES & CHARGES	2017/2018 Fee \$	GST
Certificates		
Maximum regulated fee under Environmental Planning and Assessment Regulation - as amended)		
Copy of Drainage Diagrams	\$30.00	N
Section 149 Certificate (2)	\$53.00 Per lot	N
Section 149 Certificate (5)	\$80.00 Per lot	N
Section 149 Cert including additional information (2) (5)	\$133.00 Per lot	N
Section 603 Certificate (as set by Division of Local Government)	\$80.00	N
Special Water Meter Reading	\$30.00	N
Outstanding Notices (735A.121AP) - Per Lot *	\$85.00	N
Expedition Fee	\$100.00	N
Noxious Weed Certificates *	\$65.00	N
* if inspection of lot is required	Actual Cost	y
Miscellaneous		
Clean up work on private property (Plant and Labour)	Actual Cost	Y
Lawn Mowing (Plant & Labour)	Actual Cost	Y
Kerb & Guttering Contribution		
	Half actual cost	N
Footpath Contribution		
	Half actual cost	N
Driveways/Rural Access Crossing		
	Actual Cost	
Sewer Chokes		
Basic Choke (min 1 hour charge)	\$150.00	Y
Addition charge per hour thereafter	\$115.00	Y

FEES & CHARGES	2017/2018 Fee \$	GST
Dogs and Cats		
Release of Impounded Dog or Cat	\$70.00	N
Second and subsequent Impounding within 3mths	\$150.00	N
Charge for feeding impounded Dog or Cat per day	\$25.00	N
Re-home animal (plus registration & microchip)	\$50.00	N
Companion Animals - Life Long Registration and Micro-chipping (Maximum regulated fee under Companion Animals Regulations 2008 - as amended)		
Entire (not de-sexed) Cat or Dog	\$201.00	N
Cat or Dog Owned by a Registered Breeder	\$55.00	N
De-sexed Cat or Dog	\$55.00	N
De-sexed Cat or Dog Owned by a Pensioner	\$23.00	N
Working Dog	Nil	
Assistance Animal	Nil	
Greyhound Registered under Greyhound Racing act	Nil	
Micro-chipping Procedure	Actual Cost	Y
Bond for Hire of the Cat Trap (GST Free if Deposit not forfeited)	\$20.00	N
Stock Impounding/Surrender Animal		
Minimum fee on any impounding	\$70.00	N
Surrender fee (per Animal)	\$50.00	N

FEES & CHARGES	2017/2018 Fee \$	GST
Saleyards		
Store Cattle Sale (Under 500kgs)	\$1.60	Y
Fat Cattle Sale (Over 500kgs)	\$2.00	Y
Sheep Sale	\$1.20	Y
Saleyards Special Weighing		
First Hour	\$40.00	Y
Second & subsequent hours (in addition to first hour)	\$25.00	Y
Weighing fee	\$20.00	Y
Saleyards Booking Fees		
Booking fee	\$80.00	Y
Weighing fee per hour	\$30.00	Y
Cancellation fee if not notified 24 hours before sale	\$40.00	Y
Casual Use of Cattle Yards (per head)		
Non Ratepayers (yards only)	\$1.60	Y
Non Ratepayers (yards + use of crush)	\$3.00	Y
Ratepayers (yards only)	\$0.75	Y
Ratepayers (yards + use of crush)	\$1.60	Y
Casual use of Sheep Yards		
Non Ratepayers	\$0.95	Y
Ratepayers	\$0.45	Y

FEES & CHARGES	2017/2018 Fee \$	GST
Swimming Pool		
Season Tickets:		
→ Single	\$110.00	Y
→ Family		
Family of 4 and thereafter produce a Medicare card (for proof of family numbers) and any additional child not listed on the Medicare card be \$3 per visit	\$215.00	Y
Single Daily Admission	\$3.00	Y
Children 2 years of age and under (if swimming)	\$1.00	Y
Museum Fees		
Adult Entry	\$3.00	Y
Child Entry	\$1.00	Y
Bush Mobile Fees		
Enrolment Fee - 1st Child	\$20.00	N
Enrolment Fee - 2 or more children	\$30.00	N
Session Fee - 1st Child	\$5.00	N
Session Fee - 2 or more children	\$10.00	N
Early Learning Centre		
Enrolment - per child	\$50.00	N
Daily fee 0 - 1 year	\$95.00	N
Daily fee 2 - 3 years	\$92.00	N
Daily fee 4 - 5 years	\$89.00	N

FEES & CHARGES	2017/2018 Fee \$	GST
Water Connections		
20mm Connection	\$670.00	N
25mm Connection	\$810.00	N
32mm Connection	\$820.00	N
40mm Connection	\$1,130.00	N
50mm Connection	\$1,620.00	N
100mm Connection	Price on request	N
Charge for Downsizing Water Meter	\$212.00	N
Charge for disconnection (Except for 100mm on Request)	\$130.00	N
Charge for reconnection	Actual Cost	N
Special Water Meter Reading	\$30.00	N
Water Meter Testing (to be refunded if found faulty)	\$75.00	N
Installation of flow restrictor	\$50.00	N
Removal of flow restrictor	\$50.00	N
Extension of standard water service for a new connection (Plant, Labour and Materials)	Actual Cost	N
Supply water meter box	\$85.00	N
Supply and install water meter box	\$150.00	N
Fill swimming pool from hydrant	\$150.00	N
Sewer Connections		
New sewer connection (Plant, Labour and Materials)	Actual Cost	N
Trade Waste Fees		
Annual Trade Waste Fee – Category 1 dischargers	\$87.50	N
Annual Trade Waste Fee – Category 2 dischargers	\$174.00	N
Reinspection Fee (if required) Category 1, 2 dischargers	\$87.50	N

FEES & CHARGES	2017/2018 Fee \$	GST
WASTE MANAGEMENT		
DA Fee for Waste Generation during Construction		
<i>(payable upon submission of Development Application and MUST be separated)</i>		
Value \$0 - \$30,000	\$126.00	Y
Value \$30,001 - \$60,000	\$150.00	Y
Value \$60,001 - \$100,000	\$180.00	Y
Value \$100,001 - \$150,000	\$210.00	Y
Value \$150,001 - \$200,000	\$260.00	Y
Value \$200,001 - \$300,000	\$410.00	Y
Value \$300,001 - \$500,000	\$560.00	Y
Value \$500,001 and over	\$600.00+ \$100.00/ \$50,000	Y
Sorted and Separated Domestic Recyclable Materials		
Glass, Paper, Cardboard, Plastic Bottles, Aluminum cans	Nil	
Used motor oil and vehicle batteries	Nil	
Green Waste (Lawn clippings only)	Nil	
Green Waste including tree limbs/ tree material (per utility or single axel trailer load)*	\$35.00*	Y
Timber (sawn timber suitable for chipping only)	Nil	
Corrugated iron, white goods, hot water services, car bodies, scrap metal (ferrous and non-ferrous)	Nil	
Farm chemical drums (empty and clean)	Nil	
Clean fill	Nil	
Domestic E-waste (TV's, printers, computers, mobiles)	Nil	
Bricks and masonry (clean only)	Nil	
Bulky Furniture/Mattresses (per utility or single axel trailer load)*	\$35.00	Y
*Use of allocated vouchers can be made in lieu of payment to the limit of vouchers issued per ratable property (s501 waste depot access fee)		

FEES & CHARGES	2017/2018 Fee \$	GST
Major Events		
Major Events Waste Disposal Charge	\$220.00	Y
Unsorted and Unseparated Domestic Waste Disposal		
UNSORTED & UNSEPARATED Domestic Waste Materials in a bin only (240lt)	\$5.00 per bin	Y
UNSORTED & UNSEPARATED Domestic Waste Materials (per utility or single axel trailer load)*	\$35.00*	Y
UNSORTED & UNSEPARATED Domestic Waste Materials (per double axel trailer load or small truck [up to 3.5 tonnes] per load)	\$55.00	Y
UNSORTED & UNSEPARATED Domestic Waste Materials (per large truck [up to 8 tonnes] per load)	\$85.00	Y
UNSORTED & UNSEPARATED Domestic Waste Materials (per large truck [over 8 tonnes] per load)	\$125.00	Y
*Use of allocated vouchers can be made in lieu of payment to the limit of vouchers issued per ratable property (s501 waste depot access fee)		
DEMOLITION WASTE		
Dwellings and Domestic Sheds (payable PRIOR to commencement of demolition of structure)		
Domestic Shed/ Additions (separated)	\$500.00	Y
Dwelling - Weatherboard or brick veneer (separated)	\$1,500.00	Y
Dwelling - Weatherboard or brick veneer (non-separated)	\$3,000.00	Y
Commercial & Industrial Buildings (payable PRIOR to commencement of demolition of commercial/industrial)		
Single Storey Brick or Besser block construction (Separated)	\$2,500.00	Y
Single Storey Brick or Besser block construction (Non-separated)	\$5,000.00	Y
Minimum fee for higher/complex demolition based on Council Inspection & Quotation and <u>MUST be separated</u>	\$10,000.00	Y

FEES & CHARGES	2017/2018 Fee \$	GST
COMMERICAL / INDUSTRIAL WASTE DISPOSAL		
Sorted and Separated Commercial or Industrial Waste Disposal by Contractor		
SORTED & SEPARATED Waste Materials (per utility or single axel trailer load)	\$45.00	Y
SORTED & SEPARATED Waste Materials (per double axel trailer load or small truck [up to 3.5 tonnes] per load)	\$65.00	Y
SORTED & SEPARATED Waste Materials (per large truck [up to 8 tonnes] per load)	\$95.00	Y
SORTED & SEPARATED Waste Materials (per large truck [over 8 tonnes] per load)	\$135.00	Y
Unsorted and Unseparated Commercial or Industrial Waste		
UNSORTED & UNSEPARATED Waste Materials (per utility or single axel trailer load)	\$100.00	Y
UNSORTED & UNSEPARATED Waste Materials (per double axel trailer load or small truck [up to 3.5 tonnes] per load)	\$160.00	Y
UNSORTED & UNSEPARATED Waste Materials (per large truck [up to 8 tonnes] per load)	\$220.00	Y
UNSORTED & UNSEPARATED Waste Materials (per large truck [over 8 tonnes] per load)	\$280.00	Y
Green Waste Disposal only from Contractor		
Lawn clippings only (utility or single axel trailer load)	Nil	Y
Green Waste including tree limbs/ plant material (utility, single or dual axel trailer load by contractor)	\$45.00	Y
Green Waste including large tree limbs/ plant material (small truck 3.5 tonnes up to 8 tonnes per truck load)	\$85.00	Y
Clinical Waste Disposal (Minimum 24hrs notice required)		
Clinical waste (per 240lt bin —not more than 200kg per delivery)	\$10.00	Y
Dead Animals Disposal (Minimum 2hrs notice required)		
Burying Dead Animal Carcass (per carcass)	Actual Cost (Plus 10% On- Costs)	Y

FEES & CHARGES	2017/2018 Fee \$	GST
Asbestos		
<i>Minimum 48hrs notice required prior to booking.</i>		
<i>All asbestos to be double wrapped as per WorkCover requirements.</i>		
Friable & Bonded utility or single axel trailer load by private residence / contractor)	\$150.00	Y
Friable & Bonded Asbestos (per double axel trailer load or small truck [up to 3.5 tonnes] per load)	\$300.00	Y
Friable & Bonded Asbestos (per large truck [up to 8 tonnes] per load)	\$600.00	Y
Fire damaged/destroyed building (> than 25m ³ up to 100m ³)	\$4,000.00	Y
Fire damaged/destroyed building > than 100m ³ = base amount of \$4,000 plus cost \$120 per m ³ after 100m ³	\$120.00	Y
Tyre Disposal (per each)		
Motorbike (Bogan Shire Resident/Business)	\$2.50	Y
Motorbike (Non Bogan Shire Resident/Business)	\$5.00	Y
Car (Bogan Shire Resident/Business)	\$10.00	Y
Car (Non Bogan Shire Resident/Business/Contractor)	\$20.00	Y
Light Truck, 4WD (Bogan Shire Resident/Business)	\$25.00	Y
Light Truck, 4WD (Non Bogan Shire Resident/Business/Contractor)	\$45.00	Y
Truck (Bogan Shire Resident/Business)	\$45.00	Y
Truck (Non Bogan Shire Resident/Business/Contractor)	\$65.00	Y
Super Single Truck (Wide) (Bogan Shire Resident/Business)	\$55.00	Y
Super Single Truck (Wide) (Non Bogan Shire Resident/Business/Contractor)	\$75.00	Y
Out of Hours Waste Depot Access (If Available) Minimum of 48 hours notice is required		
Full day (8hrs)	\$275.00	Y
Half day (min 4hrs)	\$150.00	Y
Replacement Bin Charges		
Replacement Waste/Recycling Bin Charges	\$66.00	Y

FEES & CHARGES	2017/2018 Fee \$	GST
Bogan Shire Administration		
<i>Photocopying & Printing</i>		
A4 Page Black & White	\$0.30	Y
A4 Page Colour	\$1.00	Y
A3 Page Black & White	\$0.50	Y
A3 Page Colour	\$1.00	Y
<i>Faxes</i>		
First Page	\$3.30	Y
Every Page thereafter	\$1.20	Y
<i>Laminating</i>		
A4 Page	\$3.30	Y
A3 Page	\$5.10	Y
Business Card Size	\$1.60	Y
<i>Scanning</i>		
To email	\$2.00	Y
<i>Folding Service</i>		
Folding Charge per Sheet of Paper (Set up Fee of \$50.00 plus charge per sheet)	\$0.10 per sheet	Y
Folding & Enveloping Charge per sheet (Set up Fee \$50.00 plus usage charge) (Envelopes not Supplied)	\$0.10 per sheet	Y
<i>Other Services</i>		
Heritage Walkway Plaque (Minimum \$250.00)	At cost + 10%	Y
Property/Road Map	\$6.00	Y

FEES & CHARGES	2017/2018	GST
Bogan Shire Library		
<i>Photocopying & Printing</i>		
A4 Page Black & White	\$0.30	Y
A4 Double Sided	\$0.40	Y
Bulk A4/Charity	\$0.20	Y
A4 Page Colour	\$1.00	Y
A3 Page Black & White	\$0.50	Y
A3 Page Colour	\$1.00	Y
<i>Faxes</i>		
First Page	\$2.20	Y
Every Page thereafter	\$1.10	Y
<i>Laminating</i>		
A4 Page	\$1.50	Y
A3 Page	\$3.00	Y
Business Card Size	\$2.00	Y
<i>Scanning</i>		
Scanning	\$2.00	Y
<i>Overdue Fees and other Charges</i>		
DVD's	\$1.50 per/ day	Y
Unreturned item	Tax Invoice cost less Depreciation	
Replacement cards	\$2.00	Y

FEES & CHARGES	2017/2018 Fee \$	GST
Government Information Public Access Fee <i>(Access to records by natural persons)</i>		
<i>Access to Records</i>		
Application Fee—Informal Access to Information	Nil	
Application Fee—Formal Access to Information	\$30.00	N
Processing charge per hour after first hour	\$30.00	N
<i>Note: Standard service is 5 business days. Photocopy charges will apply where relevant.</i>		
Flooding or Drainage Information (s608, LG Act)		
Supply of Written Advice per property of 1% annual Exceedence Probability (1 in 100 year) Flood Level if available for location	\$120.00	N
Electronic copy (PDF format) of Council adopted Flood Study Report	\$330.00	N

**Bogan Shire Council
Revenue Policy (Development)
2017/2018**



	2016 / 2017 Actual	2017/2018			Council's Pricing Policy	Statement as per Section 404
		Proposed	GST	Base Amount		
Lodgement of Application for Approval to Connect Drainage Work to Council's Sewer Fee (Sec 68)					FCR (Full Cost Recovery)	Fee to cover administrative costs associated with issuing the approval.
Residential - New Connection & Alterations						
→ Single Dwellings or associated minor structures (swimming pools/garages etc.)	44.00	50.00	GST Excluded	50.00		
→ Alterations or additions to existing dwelling or associated structure (Up to and including four (4) fixtures*)	22.50	25.00	GST Excluded	25.00		
*Applicable to dwellings or associated structures with up to and including four (4) fixtures only. Otherwise \$50.00 fee applies.						
Other Buildings - New Connection & Alterations						
→ Other Buildings including flat units/motels/semi-detached dwellings, commercial and industrial developments	82.50	90.00	GST Excluded	90.00		
→ Alterations or additions to existing structure (Up to and including four (4) fixtures*)	41.50	45.00	GST Excluded	45.00		
*Applicable to structures with up to and including four (4) fixtures only. Otherwise \$90.00 fee applies.						
Note: 1. Where applications are lodged as a combined application (e.g. Water plumbing and Drainage), the fee schedule applicable to each in isolation is due. 2. Fixtures include WC, Basin, Shower, Urinal, Laundry tub etc.) 3. Inspection fees are to be added to the Application for Approval Fee.						

	2016/2017 Actual	2017/2018			Council's Pricing Policy	Statement as per Section 404
		Proposed	GST	Base Amount		
Inspection of Approved Drainage Work (Connected to Council's Sewer) Fee					FCR	Fee to cover administrative costs associated with issuing the approval or inspection to the effect that the building is in conformity with the BCA.
Residential - New Connections & Alterations						
→ Single Dwellings or associated minor structures (swimming pools/garages etc.)	95.70	100.00	9.10	90.90		
→ Alterations or additions to existing dwelling or associated structure (Up to and including four (4) fixtures*)	47.52	50.00	4.55	45.45		
*Applicable to dwellings or associated structures with up to and including four (4) fixtures only. Otherwise \$100.00 fee applies.						
Other Buildings - New Connections & Alterations						
Other Buildings including flat units/motels/semi-detached dwellings, commercial and industrial developments						
→ Base Fee	95.70	100.00	9.10	90.90		
plus → Additional fee for each Fixture.	16.50	16.50	1.50	15.00		
Alterations or additions to existing structures (Up to four (4) fixtures*)						
→ Base Fee	47.52	50.00	4.55	45.45		
plus → Additional fee for each Fixture	16.50	16.50	1.50	15.00		
*Applicable to dwellings or associated structures with up to and including four (4) fixtures only. Otherwise \$100.00 fee applies plus additional \$16.50 per fixture.						
Note: 1. Where applications are lodged as a combined application (e.g. Water plumbing and Drainage), the fee schedule applicable to each in isolation is due. 2. Fixtures include WC, Basin, Shower, Urinal, Laundry tub etc.) 3. Inspection fees are to be added to the Application for Approval Fee.						

	2016 / 2017 Actual	2017/2018			Council's Pricing Policy	Statement as per Section 404
		Proposed	GST	Base Amount		
Lodgement for Approval to Connect Water Supply Plumbing Work to Council's Water Supply System Fee (Sec 68)					FCR	Fee to cover administrative costs associated with issuing the approval or inspection to the effect that the building is in conformity with the BCA.
Residential - New Connection & Alterations						
→ Single Dwellings or associated minor structures (swimming pools/garages etc.)	44.00	50.00	GST Excluded	50.00		
→ Alterations or additions to existing dwelling or associated structure (Up to and including four (4) fixtures*)	22.50	25.00	GST Excluded	25.00		
*Applicable to dwellings or associated structures with up to and including four (4) fixtures only. Otherwise \$50.00 applies.						
Other Buildings - New Connection & Alterations						
→ Other Buildings including flat units/motels/semi-detached dwellings, commercial and industrial developments	82.50	90.00	GST Excluded	90.00		
→ Alterations or additions to existing structure (Up to and including four (4) fixtures*)	41.50	45.00	GST Excluded	45.00		
*Applicable to structures with up to and including four (4) fixtures only. Otherwise \$90.00 fee applies. Note: 1. Where applications are lodged as a combined application (e.g. Water plumbing and Drainage), the fee schedule applicable to each in isolation is due. 2. Fixtures include WC, Basin, Shower, Urinal, Laundry tub etc.) 3. Inspection fees are to be added to the Application for Approval Fee.						

	2016/ 2017 Actual	2017/2018			Council’s Pricing Policy	Statement as per Section 404
		Proposed	GST	Base Amount		
Inspection of Approved Water Supply Plumbing Work (Connected to Council's Water Supply) Fee					FCR	Fee to cover administrative costs associated with issuing the approval or inspection to the effect that the building is in conformity with the BCA.
Residential - New Connections & Alterations						
→ Single Dwellings or associated minor structures (swimming pools/garages etc.)	95.70	100.00	9.10	90.90		
→ Alterations or additions to existing dwelling or associated structure (Up to and including four (4) fixtures*)	47.52	50.00	4.44	45.45		
*Applicable to dwellings or associated structures with up to and including four (4) fixtures only. Otherwise \$100.00 fee applies.						
Other Buildings - New Connections & Alterations						
Other Buildings including flat units/ motels/semi-detached dwellings, commercial and industrial developments						
→ Base Fee	95.70	100.00	9.10	90.90		
plus → Additional fee for each Fixture.	16.50	16.50	1.50	15.00		
Alterations or additions to existing structures (Up to four (4) fixtures*)						
→ Base Fee	47.52	50.00	4.55	45.45		
plus → Additional fee for each Fixture	16.50	16.50	1.50	15.00		
*Applicable to dwellings or associated structures with up to and including four (4) fixtures only. Otherwise \$100.00 fee applies plus additional \$16.50 per fixture.						
Note: 1. Where applications are lodged as a combined application (e.g. Water plumbing and Drainage), the fee schedule applicable to each in isolation is due. 2. Fixtures include WC, Basin, Shower, Urinal, Laundry tub etc.) 3. Inspection fees are to be added to the Application for Approval Fee.						

	2016 / 2017 Actual	2017/2018			Council's Pricing Policy	Statement as per Section 404
		Proposed	GST	Base Amount		
On Site Sewage Management Facilities (Septic Tanks etc.) Approval (Sec 68)					FCR	Fee to cover administrative costs associated with issuing the approval or inspection to the effect that the building is in conformity with the BCA.
Application for Approval to Install an On Site Sewage Management Facility Fee						
New Facility or Alterations to Existing Facility → per application	85.00	85.00	GST Excluded	85.00		
Alteration or Addition to Existing Facility (up to and including four (4) fixtures*) → per application	42.50	42.50	GST Excluded	42.50		
*Application for alterations/additions up to including four (4) fixtures only. Otherwise \$85.00 fee applies						
Note: 1. Inspection Fees to be added to application for Approval Fee. 2. Where connected to town water - water inspection and approval fees will also apply. 3. Fixture includes WC, Basin, Shower, Urinal, Laundry tub etc. 4. Includes On-site effluent disposal, Pump to Sewer or Pump out systems.						
On Site Sewage Management Facility Installation Inspection Fee						
New Facility → Base Fee	132.00	132.00	GST Excluded	132.00		
plus → Additional fee for each Fixture (Commercial/Industrial/multi-dwelling related work)	17.16	17.16	GST Excluded	17.16		
Alteration or addition to existing facility (up to and including four (4) fixtures only*) → Base Fee	66.00	66.00	GST Excluded	66.00		
plus → Additional fee for each Fixture (Commercial/Industrial/multi-dwelling related work)	17.16	17.16	GST Excluded	17.16		
*Applicable to alterations/additions up to and including four (4) fixtures only. Otherwise \$132.00 fee applies plus addition \$17.16 fee (Commercial/Industrial Structures only) for each fixture.						
Note: 1. Inspection Fees to be added to application for Approval Fee. 2. Where connected to town water - water inspection and approval fees will also apply. 3. Fixture includes WC, Basin, Shower, Urinal, Laundry tub etc. 4. Includes On-site effluent disposal, Pump to Sewer or Pump out systems.						

	2016 / 2017 Actual	2017/2018			Council's Pricing Policy	Statement as per Section 404
		Proposed	GST	Base Amount		
Application for Approval to Operate On Site Sewage Management Facility Fee						Fee to cover administrative costs associated with issuing the approval or inspection to the effect that the building is in conformity with the BCA.
→ Per Initial application	22.50	22.50	GST Excluded	22.50		
Application for Renewal of Approval to Operate On Site Sewage Management Facility Fee						
→ Per Application (5 year approval)	6.50	6.50	GST Excluded	6.50		
On Site Sewage Management Facility Operation Inspection Fee						
→ Re-inspection (Non Compliance) - each installation site	108.90	108.90	GST Excluded	108.90		
Amusement Devices Approval Fee (Sec 68)					FCR	Fee to cover administrative costs with issuing an approval.
Application						
→ per Device (up to 10)	55.00	55.00	GST Excluded	55.00		
→ per Device (Less than 48 hours' notice)	100.00 22.50	100.00 22.50	GST Excluded GST Excluded	100.00 22.50		
→ per Device (over 10)						
Moveable Dwelling/Temporary Occupation Approval Application Fee (Sec 68)					FCR	Fee to cover administrative costs with issuing an approval.
→ per application	150.00	150.00	GST Excluded	150.00		
Section 68 Approval (Other) Application Fee (Other Activity Applications not specified)					FCR	Fee to cover Authorities cost associated with Local Government Compliance.
plus	→ per application (no inspection required)	80.00 82.50	80.00 82.50	GST Excluded GST Excluded	80.00 82.50	
	→ per application (requiring Site Audit)					

	2016/ 2017 Actual	2017/2018			Council’s Pricing Policy	Statement as per Section 404
		Proposed	GST	Base Amount		
Building Certificate Application Fee (s149B) EP&A ACT 1979					Maximum regulated Fee under EP&A Reg. (as amended)	Associated with the issuing of a Building Certificate in accordance with Section 149B.
Class 1 & Class 10 buildings (per building)	250.00	250.00	GST Excluded	250.00		
Any Other Class of Building						
→ Not exceeding 200m2	250.00	250.00	GST Excluded	250.00		
→ Exceeding 200m2 but not exceeding 2,000m2	250.00	250.00	GST Excluded	250.00		
plus → per m2 over 200m2	0.50	0.50	GST Excluded	0.50		
→ Exceeding 2,000m2	1165.00	1165.00	GST Excluded	1165.00		
plus → per m2 over 2000m2	0.075	0.075	GST Excluded	0.075		
→ Copy of Building Certificate	13.00	13.00	GST Excluded	13.00		
→ Additional/ re-inspection fee	90.00	90.00	GST Excluded	90.00		
plus Increased fees may be imposed as per below where the building to which the certificate relates, has unauthorised works performed, works performed within past 24 months, applicant for the certificate was responsible for the work and the work was not authorised under the EPA Act (clause 260(3A)). The maximum amount payable if it were a Development Application → As per this Revenue Policy for a Development Application for the building or part The maximum amount payable if it were a Complying Development Certified → As per this Revenue Policy for a CDC for the Building or part. The maximum payable if it were a Construction Certificate → As per this Revenue Policy for a CC for the building or part.						

	2016 / 2017 Actual	2017/2018			Council’s Pricing Policy	Statement as per Section 404
Lodgement of Part 4A Certificates by Private Certifier					Maximum regulated Fee under EP&A Reg. (as amended)	Fee for administrating Part 4A certificates submitted by Private Certifiers
Construction Certificate → per Certificate	36.00	36.00	GST Excluded	36.00		
Complying Development Certificate → per Certificate	36.00	36.00	GST Excluded	36.00		
Occupation Certificate → per Certificate	36.00	36.00	GST Excluded	36.00		
Subdivision Certificate → per Certificate	36.00	36.00	GST Excluded	36.00		
Complying Development Certificate (CDC) Application Fee (Council Assessment)					FCR	Fee to cover the cost of assessing and issuing CDC’s and reflect private certifiers operating in the Local Government area
Change of Use/First Use						
→ per Application	198.00	198.00	18.00	180.00		
<i>Plus:</i> for any associated building work						
a. Cost not exceeding \$5,000 → per \$100	0.99	0.99	0.09	0.90		
b. Exceeding \$5,000						
→ First \$5,000	49.50	49.50	4.50	45.00		
→ Each add \$1,000 up to \$100,000 - per \$1,000	2.64	2.64	0.24	2.40		
→ Each add \$1,000 over \$100,000 and up to \$250,000 - per \$1,000	1.52	1.52	0.14	1.38		
→ Each add \$1,000 over \$250,000 - per \$1,000	0.86	0.86	0.08	0.78		
Building/Construction/Earth Works						
→ Base Amount - per application	115.50	115.50	10.50	105.00		
<i>plus:</i>						
a. Cost not exceeding \$5,000 → per \$100	0.99	0.99	0.09	0.90		
b. Exceeding \$5,000						
→ First \$5,000	49.50	49.50	4.50	45.00		
→ Each add \$1,000 up to \$100,000 - per \$1,000	2.64	2.64	0.24	2.40		
→ Each add \$1,000 over \$100,000 and up to \$250,000 - per \$1,000	1.52	1.52	0.14	1.38		
→ Each add \$1,000 over \$250,000 - per \$1,000	0.86	0.86	0.08	0.78		

	2016 / 2017 Actual	2017/2018			Council's Pricing Policy	Statement as per Section 404
		Proposed	GST	Base Amount		
Complying Development Certificate Inspection Fee					MBF	Modified CDC Application Fee (\$87)
Industrial/Commercial						
→ Up to \$50,000 per inspection	99.00	99.00	9.00	90.00		
→ \$50,001 - \$200,000 per inspection	132.00	132.00	12.00	120.00		
→ > \$200,000 per inspection	191.40	191.40	17.40	174.00		
→ Reinspection fee per inspection	99.00	99.00	9.00	90.00		
Note:						
→ Up to \$50,000 minimum 3 inspections						
→ \$50,001 - \$200,000 minimum 4 inspections						
→ \$200,001 - \$600,000 minimum 5 inspections						
→ \$600,001 - \$1,500,000 minimum 8 inspections						
→ \$1,500,001 - \$3,000,000 minimum 10 inspections						
→ \$3,000,001 - \$10 million minimum 12 inspections						
→ Over \$10 million minimum 15 inspections						
Plus						
→ Each additional inspection as per scale above						
Residential (Class 1)						
→ <= 200 m2 (up to 5 building inspections)	187.50	195.00	17.73	177.27		
→ 200 m2 to 300m2 (up to 5 building inspections)	250.00	250.00	22.73	227.27		
→ > 300 m2 (up to 5 building inspections)	325.00	325.00	29.54	295.46		
→ per additional inspection and reinspection	65.00	90.00	8.19	81.81		
→ per additional reinspection	37.50	45.00	4.10	40.90		
Small Structures including Rural Out-buildings (Class 10)						
→ per inspection (up to 2 inspections)	85.00	85.00	7.73	77.27		
Modified CDC Application Fee (\$87)						
→ per application (Class 1,10)		30% of original				
→ per application (Class 2-9)		application fee				

	2016 / 2017 Actual	2017/2018			Council’s Pricing Policy	Statement as per Section 404
		Proposed	GST	Base Amount		
Development Application Fees					Maximum regulated Fee under EP&A Reg. (as amended)	Fee to cover the cost of processing Development Applications (not including Complying Development Certificates). Note: All fees above 50,000 include a Planfirst levy of 0.064 cents for every dollar of the estimated cost of the Development subject to the additional fee. $P = \frac{0.64 \times E}{1000}$ where: <i>P</i> represents the amount payable, expressed in dollars rounded down to the nearest dollar. <i>E</i> represents the estimated cost of the development or infrastructure, expressed in dollars rounded up to the nearest thousand dollars.
Note: Where there is more than one component to a Development Application the fee payable is the sum of the application fee amounts calculated for each of the components.						
(a) Building & Works						
All new development including erection, additions, alteration & demolition (based on cost of development)						
→ Up to \$5,000	\$110.00	\$110.00	GST Excluded	\$110.00		
→ \$5,001 – \$50,000	\$170, plus an additional \$3 for each \$1,000 (or part of \$1,000) of the estimated cost.	\$170, plus an additional \$3 for each \$1,000 (or part of \$1,000) of the estimated cost.	GST Excluded	\$170, plus an additional \$3 for each \$1,000 (or part of \$1,000) of the estimated cost.		
→ \$50,001 – \$250,000	\$352, plus an additional \$3.64 for each \$1,000 (or part of \$1,000) by which the estimated cost exceeds \$50,000.	\$352, plus an additional \$3.64 for each \$1,000 (or part of \$1,000) by which the estimated cost exceeds \$50,000.	GST Excluded	\$352, plus an additional \$3.64 for each \$1,000 (or part of \$1,000) by which the estimated cost exceeds \$50,000.		
→ \$250,001 – \$500,000	\$1,160, plus an additional \$2.34 for each \$1,000 (or part of \$1,000) by which the estimated cost exceeds \$250,000.	\$1,160, plus an additional \$2.34 for each \$1,000 (or part of \$1,000) by which the estimated cost exceeds \$250,000.	GST Excluded	\$1,160, plus an additional \$2.34 for each \$1,000 (or part of \$1,000) by which the estimated cost exceeds \$250,000.		
→ \$500,001 – \$1,000,000	\$1,745, plus an additional \$1.64 for each \$1,000 (or part of \$1,000) by which the estimated cost exceeds \$500,000.	\$1,745, plus an additional \$1.64 for each \$1,000 (or part of \$1,000) by which the estimated cost exceeds \$500,000.	GST Excluded	\$1,745, plus an additional \$1.64 for each \$1,000 (or part of \$1,000) by which the estimated cost exceeds \$500,000.		

	2016 / 2017 Actual	2017/2018			Council's Pricing Policy	Statement as per Section 404
		Proposed	GST	Base Amount		
→ \$500,001 – \$1,000,000	\$1,745, plus an additional \$1.64 for each \$1,000 (or part of \$1,000) by which the estimated cost exceeds \$500,000.	\$1,745, plus an additional \$1.64 for each \$1,000 (or part of \$1,000) by which the estimated cost exceeds \$500,000.	GST Excluded	\$1,745, plus an additional \$1.64 for each \$1,000 (or part of \$1,000) by which the estimated cost exceeds \$500,000.		Fee to cover the cost of processing Development Applications (not including Complying Development Certificates). Note: All fees above 50,000 include a Planfirst levy of 0.064 cents for every dollar of the estimated cost of the Development subject to the additional fee. $P = \frac{0.64 \times E}{1000}$ where: <i>P</i> represents the amount payable, expressed in dollars rounded down to the nearest dollar. <i>E</i> represents the estimated cost of the development or infrastructure, expressed in dollars rounded up to the nearest thousand dollars.
→ \$1,000,001 – \$10,000,000	\$2,615, plus an additional \$1.44 for each \$1,000 (or part of \$1,000) by which the estimated cost exceeds \$1,000,000.	\$2,615, plus an additional \$1.44 for each \$1,000 (or part of \$1,000) by which the estimated cost exceeds \$1,000,000.	GST Excluded	\$2,615, plus an additional \$1.44 for each \$1,000 (or part of \$1,000) by which the estimated cost exceeds \$1,000,000.		
→ More than \$10,000,000	\$15,875, plus an additional \$1.19 for each \$1,000 (or part of \$1,000) by which the estimated cost exceeds \$10,000,000	\$15,875, plus an additional \$1.19 for each \$1,000 (or part of \$1,000) by which the estimated cost exceeds \$10,000,000.	GST Excluded	\$15,875, plus an additional \$1.19 for each \$1,000 (or part of \$1,000) by which the estimated cost exceeds \$10,000,000.		
Designated Development Fee (in addition to all other DA Fees)						
→ per application	920.00	920.00	GST Excluded	920.00		
(b) Change of Use						FCR
→ Change of Use (Not involving building work, alterations or site works e.g. Home Occupation, Home Industry)	285.00	285.00	GST Excluded	285.00		Fee to cover administrative costs associated with issuing the approval.
→ Home Based Child Care	N/A	N/A	N/A	N/A		

	2016 / 2017 Actual	2017/2018			Council's Pricing Policy	Statement as per Section 404
		Proposed	GST	Base Amount		
(c) Subdivision					FCR	Fee to cover the cost of certifying compliance with conditions of consent and releasing plan of Subdivision.
→ per DA application (includes creation of New Road)	665.00	665.00	GST Excluded	665.00		
Plus: per additional created lot	65.00	65.00	GST Excluded	65.00		
→ per DA application (No New Road created)	330.00	330.00	GST Excluded	330.00		
plus: per additional created lot	53.00	53.00	GST Excluded	53.00		
→ per DA application (Strata Title)	330.00	330.00	GST Excluded	330.00		
plus: per additional created lot	65.00	65.00	GST Excluded	65.00		
Subdivision Development requiring Concurrence from a State Agency additional Administration Fee						
→ per application	140.00	140.00	GST Excluded	140.00		
Subdivision Certificate Application Fee					FCR	
→ Subdivision Certificate Application	300.00	300.00	GST Excluded	300.00		
→ Amendment of Linen Plan (due to inaccuracy by applicant)	150.00	150.00	GST Excluded	150.00		
Re-inspection Fee (Subdivision)					FCR	
→ per inspection	150.00	150.00	13.63	136.36		
→ per Subdivision Certificate	150.00	150.00	GST Excluded	150.00		
(d) Advertisements & Advertising Structures (for advertisements not the subject of a Development Application for the use of the land)					Maximum regulated Fee under EP&A Reg. (as amended)	Fee to cover administrative costs associated with issuing the approval.
For the first advertisement on the application						
→ per application	285.00	285.00	GST Excluded	285.00		
Plus → per additional advertisement in excess of the first	93.00	93.00	GST Excluded	93.00		
Plus → per additional Pole/Pylon sign, Advertising Panel, Roof Sign in excess of the first advertisement on the application	N/A	N/A	N/A	N/A		
(e) Hoarding Erection on Council Property & Rental Fees					Maximum regulated Fee under EP&A Reg. (as amended)	Fee to cover administrative costs associated with issuing the approval.
Development Application Fee	65.00	65.00	GST Excluded	65.00		
Plus → for Integrated Development an additional administrative fee of:	140.00	140.00	GST Excluded	140.00		
Plus → for development requiring Concurrence from a State Agency, an additional administrative fee of:	140.00	140.00	GST Excluded	140.00		

	2016 / 2017 Actual	2017/2018			Council's Pricing Policy	Statement as per Section 404
		Proposed	GST	Base Amount		
Rental Fees of Council Property / Use of public Area					FCR	Fee imposed by State Agency as an approval Authority/ Agency.
Rental - (Class 1, 2 & 10 only) - per week	6.50	6.50	GST Excluded	6.50		
Rental Per Metre/Week (Class 3 - 9 Buildings)	5.00	5.00	GST Excluded	5.00		
→ Concrete Surface	4.00	4.00	GST Excluded	4.00		
→ Bitumen	2.75	2.75	GST Excluded	2.75		
→ Other						
Integrated Approval Body & Concurrence Authority Fees					Maximum regulated Fee under EP&A Reg. (as amended)	
For Integrated Development where a license/permit/ approval is required from a Statutory Authority as an Approval Body						
→ per each Approval Body (to be paid to that agency)	320.00	320.00	GST Excluded	320.00		
For Development which requires the prior concurrence of a State Agency for an activity the subject of the application						
→ per each Concurrence Authority (to be paid to that agency)	320.00	320.00	GST Excluded	320.00		
Advertising of Development Application Fee					Maximum regulated Fee under EP&A Reg. (as amended)	Fee to cover the cost of advertising required to be undertaken in respect of DA's
Where advertising is required under the Act/Regulation/DCP above fees are increased. (A refund of so much of the additional portion of the fee as is not expended in undertaking the required advertising shall apply)						
Notification fee as required under Bogan DCP 2012						
→ per application	220.00	220.00	GST Excluded	220.00		
Advertised Local Development						
→ per application	1,105.00	1,105.00	GST Excluded	1,105.00		
Designated Development						
→ per application	2,220.00	2,220.00	GST Excluded	2,220.00		
Prohibited Development						
→ per application	1,105.00	1,105.00	GST Excluded	1,105.00		
Development Application Refunds						
When an application is withdrawn:						
→ Before assessment report prepared		80% Refund	GST Excluded			
→ After assessment report prepared		50% Refund	GST Excluded			
→ After assessment report prepared and no determination made		20% Refund	GST Excluded			

	2016 / 2017 Actual	2017/2018			Council's Pricing Policy	Statement as per Section 404
		Proposed	GST	Base Amount		
Review of Determination of DA Consent (Sec 82A)					Maximum regulated Fee under EP&A Reg. (as amended)	Fee to cover the cost of advertising required to be undertaken in respect of DA's
Review of DA NOT involving building work / carrying out of work or demolition of building → % of Original DA Application Fee	50%	50%	GST Excluded	50%		
Review of DA for Class 1 Value of up to \$100,000	190.00	190.00	GST Excluded	190.00		
All other Development → Up to \$5,000	55.00	55.00	GST Excluded	55.00		
→ \$5,001-\$250,000						
→ Base Fee	85.00	85.00	GST Excluded	85.00		
Plus → per \$1,000 (above \$5,000)	1.50	1.50	GST Excluded	1.50		
→ \$250,001 - \$500,000						
→ Base Fee	500.00	500.00	GST Excluded	500.00		
Plus → per \$1,000 (above \$250,001)	0.85	0.85	GST Excluded	0.85		
→ \$500,001 - \$1,000,000						
→ Base Fee	712.00	712.00	GST Excluded	712.00		
Plus → per \$1,000 (above \$500,001)	0.50	0.50	GST Excluded	0.50		
→ \$1,000,001 - \$10,000,000						
→ Base Fee	987.00	987.00	GST Excluded	987.00		
Plus → per \$1,000 (above \$1,000,001)	0.40	0.40	GST Excluded	0.40		
→ \$10,000,000 +						
→ Base Fee	4737.00	4737.00	GST Excluded	4737.00		
Plus → per \$1,000 (above \$10,000,001)	0.27	0.27	GST Excluded	0.27		
Where re-advertising/notification must be performed (S82A) the applicable advertising fee but not exceeding \$620	Actual Cost	Actual Cost	GST Excluded	Actual Cost		

	2016 / 2017 Actual	2017/2018			Council's Pricing Policy	Statement as per Section 404
		GST	GST	Base Amount		
Review of Determination of DA Rejection (Sec 82B)					Maximum regulated Fee under EP&A Reg. (as amended)	Fee to cover the cost of assessing and determining the application
Review of decision to reject a Development Application						
→ per application valued less than \$100,000	55.00	55.00	GST Excluded	55.00		
→ per application where value is \$100,000 or less than or equal to \$1,000,000.	150.00	150.00	GST Excluded	150.00		
→ per application where the value is greater than \$1,000,000	250.00	250.00	GST Excluded	250.00		
BASIX Modification					Maximum regulated Fee under EP&A Reg. (as amended)	Fee to cover the cost of assessing and determining the application
→ per application	20.00	32.00	GST Excluded	32.00		
Note: Cost includes both DA and/or CC Applications						
Modified DA Consent Application Fee (S96(1))					Maximum regulated Fee under EP&A Reg. (as amended)	Fee to cover the cost of assessing and determining the application
Correct Minor Error in the submitted application	71.00	71.00	GST Excluded	71.00		
Correction of typographical error within consent	Nil	Nil	Nil	Nil		
Modified DA Consent Application Fee (S96(1A)) (S96AA(1))					Maximum regulated Fee under EP&A Reg. (as amended)	Fee to cover the cost of assessing and determining the application
The lessor of	645.00	645.00	GST Excluded	645.00		
or % of Original application fee	50%	50%	GST Excluded	50%		
Minimal Environmental Impact						
The lessor of	645.00	645.00	GST Excluded	645.00		
or % of Original application fee	50%	50%	GST Excluded	50%		
plus Where readvertising/notification must be performed, the applicable advertising fee, but not exceeding \$500						

	2016/ 2017 Actual	2017/2018			Council's Pricing Policy	Statement as per Section 404
		Proposed	Base Amount	Base Amount		
Modified DA Consent Application Fee - Section 96(2)					Maximum regulated Fee under EP&A Reg. (as amended)	Fee to cover the cost of reviewing request, including research and reassessment
a. If fee for the original application was less than \$100—% of fee b.	50%	50%	GST Excluded	50%		
b. If the fee for the original application was \$100 or more:						
(i) in the case of an application with respect to a development application that does not involve the erection of a building, the carrying out of a work or the demolition of a work or building, % of the fee for the original development application	50%	50%	GST Excluded	50%		
(ii) in the case of an application with respect to a development that involves the erection of a dwelling-house with an estimated cost of construction of \$100,000 or less	190.00	190.00	GST Excluded	190.00		
(iii) in the case of an application with respect to any other development application, and having an estimated cost of construction of:						
→ Up to \$5,000	55.00	55.00	GST Excluded	55.00		
From \$5,001 - \$250,000						
→ Base Fee	85.00	85.00	GST Excluded	85.00		
→ Plus: for each \$1,000 (or part of \$1,000)of the estimated cost	1.50	1.50	GST Excluded	1.50		
From \$250,001 to \$500,000						
→ Base Fee	500.00	500.00	GST Excluded	500.00		
→ Plus: for each \$1,000 (or part of \$1,000) above \$250,000	0.85	0.85	GST Excluded	0.85		
From \$500,001 to \$1,000,000						
→ Base Fee	712.00	712.00	GST Excluded	712.00		
→ Plus: for each \$1,000 (or part of \$1,000) above \$500,000	0.50	0.50	GST Excluded	0.50		
From \$1,000,001 to \$10,000,000						
→ Base Fee	987.00	987.00	GST Excluded	987.00		
→ Plus: for each \$1,000 (or part of \$1,000) above \$1,000,000	0.40	0.40	GST Excluded	0.40		
From More than \$10,000,000						
→ Base Fee	4737.00	4737.00	GST Excluded	4737.00		
→ Plus: for each \$1,000 (or part of \$1,000) above \$10,000,000	0.27	0.27	GST Excluded	0.27		
Plus If referral to a Design Review Panel is required (Cl.115(1A) of EP&A Regulation)	760.00	760.00	GST Excluded	760.00		

	2016/ 2017 Actual	2017/2018			Council’s Pricing Policy	Statement as per Section 404
		Proposed	GST	Base Amount		
Extension of DA Consent Application Fee (Excludes Construction Certificate)					FCR	Fee to cover the cost of issuing an extension of a DA Consent (not including Construction Certificate)
(applicable only where original consent was for less than 5 years) → per application	100.00	100.00	GST Excluded	100.00		
Construction Certificate Application Fee (Building)					Market Based Fee	Fee for certifying that a building, when completed in accordance with approved plans and specifications will comply with the BCA
Component Amount - per application <i>Plus:</i>						
a. Cost not exceeding \$5,000 → per \$100	42.90 1.00	42.90 1.00	3.90 0.09	39.00 0.91		
b. Exceeding \$5,000 → Base Fee → Plus for each \$1,000 from \$5,001 to \$100,000	92.40 2.97	92.40 2.97	8.40 0.27	84.00 2.70		
→ \$101,000 to \$250,000 → Base Fee → Plus for each \$1,000 above \$100,000	374.55 1.65	374.55 1.65	34.05 0.15	340.50 1.50		
→ \$251,000 to \$500,000 → Base Fee → Plus for each \$1,000 above \$250,000	622.25 0.83	622.25 0.83	56.57 0.07	565.68 0.75		
→ \$500,000 to \$1,000,000 → Base Fee → Plus for each \$1,000 above \$500,000	828.30 1.19	828.30 1.19	75.30 0.11	753.00 1.08		
→ \$501,000 to \$1,000,000 → Base Fee → Plus for each \$1,000 above \$1,000,000	1422.30 1.32	1422.30 1.32	129.30 0.12	1293.00 1.20		
<i>Plus:</i> Assessment of Alternative Solution	165.00	165.00	15.00	150.00		
<i>Plus:</i> Consultants costs per peer review	Actual Cost	Actual Cost	+10%	Actual Cost		
Construction Certificate Application Fee for Subdivision					Market Based Fee	Fee for certifying that a building, when completed in accordance with approved plans and specifications will comply with the BCA
Component Amount - per lot	37.50	37.50	3.41	34.09		
Civil Engineering Inspection (New Greenfield Subdivision) → per lot	675.00	675.00	61.36	613.64		
Civil Engineering Inspection (Minor Subdivisions - established) → per lot	125.00	125.00	11.36	113.64		

	2016/ 2017 Actual	2017/2018			Council's Pricing Policy	Statement as per Section 404
		Proposed	GST	Base Amount		
Modification of Construction Certificate Application Fee					Market Based Fee	Assessment and Plan monitoring fee for process relating to examination of Construction Certificate Application
Building Class 1 & 10:						
Minor Modification - The lessor of → or % of Original CC Application Fee	27.50	27.50	2.50	25.00		
Major Modification – The greater of → or % of Original CC Application Fee	50%	50%				
	90.00	90.00	8.18	81.81		
	50%	50%	50%	50%		
Correct Minor Error (Combined DA & CC)	27.50	27.50	2.50	25.00		
BASIX Modification (Cost includes both DA and/or CC Applications)	10.00	10.00	0.91	9.09		
Building Class 2 to 9:						
Minor Modification - The lessor of → or % of Original CC Application Fee	60.00	60.00	5.45	54.54		
	50%	50%				
Major Modification – The greater of → or % of Original CC Application Fee	200.00	200.00	18.18	181.82		
	50%	50%	50%	50%		
All Classes - correction of typographic error on submitted plans	5.50	5.50	0.50	5.00		

	2016 / 2017 Actual	2017/2018			Council's Pricing Policy	Statement as per Section 404
		Proposed	GST	Base Amount		
Building Work Inspection Fee (Council is the PCA)					Market Based Fee	Cost of performing inspection to the effect that the building is in conformity with the BCA
Note: Inspections carried out (out of hours 8.00am - 5.00pm) to be quoted on an individual basis.						
Industrial/Commercial (Class 3 - 9)						
Amount of each building inspection fee determined as follows:						
→ Up to \$50,000 per inspection	99.00	99.00	9.00	90.00		
→ \$50,001 - \$200,000 per inspection	132.00	132.00	12.00	120.00		
→ > \$200,000 per inspection	191.40	191.40	17.40	174.00		
→ Re-inspection fee per inspection	99.00	99.00	9.00	90.00		
Note:						
→ Up to \$50,000 minimum 3 inspections						
→ \$50,001 - \$200,000 minimum 4 inspections						
→ \$200,001 - \$600,000 minimum 5 inspections						
→ \$600,001 - \$1,500,000 minimum 8 inspections						
→ \$1,500,001 - \$3,000,000 minimum 10 inspections						
→ \$3,000,001 - \$10 million minimum 12 inspections						
→ Over \$10 million minimum 15 inspections						
Plus						
→ Each additional inspection as per scale above						
Residential						Cost of performing inspection to the effect that the building is in conformity with the BCA
→ <= 200 m2 (up to 5 building inspections)	247.50	247.50	22.50	225.00		
→ 200 m2 to 300m2 (up to 5 building inspections)	330.00	330.00	30.00	300.00		
→ > 300 m2 (up to 5 building inspections)	412.50	412.50	37.50	375.00		
→ per additional inspection	82.50	82.50	82.50	75.00		
→ per re-inspection	49.50	49.50	4.50	45.00		
Multi-Unit Housing						
→ per dwelling unit (up to 5 building inspections)	300.00	300.00	27.27	272.73		
→ per additional inspection	110.00	110.00	10.00	100.00		
Small Structures including Rural Out-buildings (Class 10)						
→ per inspection (up to 2 inspections)	99.00	99.00	9.00	90.00		

		2016/ 2017 Actual	2017/2018			Council's Pricing Policy	Statement as per Section 404
			Proposed	GST	Base Amount		
Building Work Inspection Fee (On behalf of Private PCA)						Market Based Fee	Cost of performing inspection to the effect that the building is in conformity with the Construction Certificate & BCA
plus	→ Fee per inspection per hour or part thereof in excess of one hour.	250.00	250.00	22.73	227.27		
		250.00	250.00	22.73	227.27		
	→ issue of - compliance report	180.00	180.00	16.36	163.64		
Note:	Fee applied or as negotiated						
Occupation Certificates Final or Interim Occupation Certificate Paid on appointment of Council as the PCA Not: If Interim OC is issued, a further fee is applicable for the Final OC.						FCR	Fee for certifying that a building, has been completed in accordance with approved plans and specifications in compliance with the BCA
	→ Class 10 Building up to \$50,000		75.00	6.81	68.19		
	→ Class 10 Building Over \$50,000		150.00	13.64	136.36		
	→ Class 1-4 Building \$100,000 up to \$500,000		170.00	15.45	154.55		
	→ Class 1- 4 Building \$500.00 to \$1 Million		220.00	20.00	200.00		
	→ Class 5—9 Building up to \$150,000		250.00	22.72	227.27		
	→ Class 5—9 Building \$150,000 up to \$500,000		275.00	25.00	250.00		
	→ Class 5—9 Building exceeding \$500,000		350.00	31.81	318.18		
Issue of Compliance Certificate - Council is PCA (s109C)						Market	Cost of assessing and issuing compliance certificate.
	→ Classification of specified/ proposed building	115.00	115.00	GST Excluded	115.00		
	→ Development complies with a specific condition of DA	115.00	115.00	GST Excluded	115.00		
	→ Other	115.00	115.00	GST Excluded	115.00		
Essential Fire Services Compliance and Inspection Fee						FCR	Fee to cover the cost of assessing and determining the application, inspection and providing written report for auditing essential fire safety measure compliance.
	→ annual statement		70.00	6.36	63.64		
	→ per inspection per hour		228.00	20.73	207.27		
Swimming Pools and Spa Pools (S22 Swimming Pools Act 1992)						Maximum Fee	Cost of inspection, assessing and issuing compliance certificate.
	→ Inspection Fee per initial inspection	New Charges	150.00	GST Excluded	150.00		
	→ Re-inspection Fee for non- compliant		100.00	GST Excluded	100.00		
	→ Exemption Certificate	70.00	70.00	GST Excluded	70.00		
	→ Certificate of Compliance (includes one (1) inspection for Compliance)	70.00	150.00	GST Excluded	150.00		

	2016/ 2017 Actual	2017/2018			Council’s Pricing Policy	Statement as per Section 404
		Proposed	GST	Base Amount		
Food Services					Maximum Fee	Fee to cover cost of Local Government Compliance Audit.
Food Premises Inspection Fees						
→ Inspection/re-inspection fee (medium & high risk)		200.00	18.18	181.82		
→ Regulated premises inspection fee. Per inspection.		120.00	10.91	109.09		
Preparation of S94 Plans and Development Control Plans						
→ Section 94 Contributions plan preparation → DCP Preparation	New Charges	Actual Costs	Y			
Planning Agreement and Works in Kind Agreement						
Negotiation and preparation of a Planning or Works in Kind Agreement <i>(note: unexpended money shall be refunded)</i>	New Charges	\$2,000 plus legal review cost recovery	Y			
Preparation of planning proposals for Local Environmental Plans <i>(A refund of so much of the additional portion of the fees unexpended shall apply)</i>						
Category A—LEP Amendments (not requiring specialist studies, e.g. relating to zoning anomalies)	New Charges					
→ Payable on lodgment		2,580.00	GST Excluded	2,580.00		
→ Fee payable after gateway determination by Department of Planning		3,500.00	GST Excluded	3,500.00		
Category B—LEP Amendments (neither Cat A or Cat C with supporting studies required)						
→ Payable on lodgment		3,580.00	GST Excluded	3,580.00		
→ Fee payable after gateway determination by Department of Planning		5,500.00	GST Excluded	5,500.00		
Category C—LEP Amendments (Complex applications with DCP or Section 94 Plan preparation required)						
→ Payable on lodgment		25,000	GST Excluded	25,000		
→ Fee payable after gateway determination by Department of Planning		12,500	GST Excluded	12,500		
→ Payable after Council resolves to proceed to gazettal of DCP/ S94 plan etc.		10,000	GST Excluded	10,000		

Bogan Shire Council 2017/2018 Estimates of Income and Expenditure



Gen	Water	Sewer	Waste	Budget All	Budget All	Budget All	Budget All	Budget All	Budget All
1	2	3	4	2017-18	2016-17	2015-2016	2014-15	2013-14	
Operating Budget									
Income									
Rates & Annual charges	-2,863,672	-801,266	-449,144	-504,641	-4,618,723	-4,503,961	-4,397,928	-1,263,832	-3,554,805
User charges & fees	-1,788,670	-1,108,100	-167,900	-244,961	-3,309,631	-3,036,850	-2,298,190	-1,698,700	-1,762,826
Interest & investment revenue	-166,454	-17,000	-60,000	-28,785	-272,239	-225,000	-240,000	-251,800	-338,698
Other revenues	-74,900	-20,000	-500	-10,500	-105,900	-2,932,999	-2,269,653	-226,200	-167,700
Grants & Contributions - operating	-6,188,102	-24,550	-8,500	-18,500	-6,239,652	-5,046,409	-5,366,943	-5,858,077	-5,199,174
Grants & Contributions - capital	-1,266,322	-7,991,400	0	0	-9,257,722	0	0	-930,000	-927,000
Internal	-4,027,942				-4,027,942	-1,566,264	-1,469,112		
Reimbursements	-72,200	0	0	0	-72,200	-71,500	-65,900	-500	0
Net gain from disposal of assets	0	0	0	0	0	0	0	0	0
Share of interests in joint ventures	0	0	0	0	0	0	0	0	0
Total income from continuing operations	-16,448,262	-9,962,316	-686,044	-807,387	-27,904,009	-17,382,983	-16,107,726	-10,229,109	-11,950,203
Expenses									
Employee costs	5,351,817	326,793	112,319	238,180	6,029,109	5,249,199	4,625,582	4,833,764	6,248,842
Borrowing costs	51,156	0	0	28,864	80,020	0	200	300	67,600
Material & contracts	3,964,252	526,903	132,060	82,300	4,705,515	4,369,487	4,158,378	4,701,001	3,256,018
Depreciation	2,963,500	450,000	85,000	0	3,498,500	3,498,500	3,582,316	3,582,300	3,582,300
Legal costs	0	0	0	0	0	0	0	870	11,500
Consultants	0	0	0	0	0	0	0	218,835	115,600
Other expenses	1,365,862	19,870	0	14,100	1,399,832	1,398,076	1,164,363	-500	0
Internal Charges	2,214,087	641,991	353,429	495,250	3,704,757	3,339,035	3,288,496		
Net loss from disposal of Assets	0	0	0	0	0	0	0	0	0
Total Expenses from continuing operations	15,910,674	1,965,557	682,808	858,694	19,417,733	17,854,297	16,819,335	13,336,570	13,281,861
Net result from continuing operations	-537,588	-7,996,759	-3,236	51,307	-8,486,276	471,314	711,609	3,107,460	1,331,657
Add back depreciation	-2,963,500	-450,000	-85,000	0	-3,498,500	-3,498,500	-3,582,316	-3,582,300	-3,582,300
Cash position	-3,501,088	-8,446,759	-88,236	51,307	-11,984,776	-3,027,186	-2,870,707	-474,840	-2,250,643
Capital Budget Listed separately	3,782,862	8,524,000	408,000	38,290	12,753,152	2,822,600	2,726,127	3,359,059	0
Result - operating + capital	281,774	77,241	319,764	89,597	768,376	-204,586	-144,580	2,884,219	-2,250,643
Transfer from/to retained earnings	0					0	-818,427	0	
Transfer from/to Reserve	-393,657	-80,000	-320,000		-793,657				
Trf to New Asset Reserve	0					0	400,000		
Bottom line result	-111,883	-2,759	-236	89,597	-25,281	-204,586	-563,007		

Capital Item		Source of Funding									
Description	Asset Category	Original Budget 2017/18	Carryover (2016/17 Operating Revenue)	Loans	Grants	Plant Fund	2017/18 General Fund Operating Revenue	2017/18 Sewer Fund Operating Revenue	2017/18 Water Fund Operating Revenue	Other	Total
Library Wireless Link	New Asset	7,190					7,190				7,190
Ranger K-9 Cube	New Asset	20,000					20,000				20,000
VIC Wireless Link	New Asset	7,190					7,190				7,190
Annual Program - PC Upgrade	Renewal of Asset	15,000					15,000				15,000
Grade Blade Racks for Works Depot	New Asset	2,000					2,000				2,000
IT Equipment	Renewal of Asset	20,000					20,000				20,000
Mapinfo software Integration	New Asset	2,300	7,700				2,300				10,000
New Records Scanner and Software	New Asset	6,000					6,000				6,000
Office and kitchen equipment (DES)	Renewal of Asset	15,000					15,000				15,000
Pallet Rack for Works Depot	New Asset	2,000					2,000				2,000
Personal Alarms - VIC, Library & Cleaning staff x 4	New Asset	3,600					3,600				3,600
Replacement harddrive CCTV Cameras	Renewal of Asset	2,000					2,000				2,000
Server Upgrade	Renewal of Asset	15,000					15,000				15,000
TRIM software integration	New Asset	30,000					30,000				30,000
Village Allocation - Collierreina	Renewal of Asset	6,000					6,000				6,000
Village Allocation - Coolabah	Renewal of Asset	6,000					6,000				6,000
Village Allocation - Girilambone	Renewal of Asset	6,000					6,000				6,000
Village Allocation - Hermidale	Renewal of Asset	6,000					6,000				6,000
Working in Isolation - Spot GPS x 6	New Asset	1,500					1,500				1,500
Office Equipment for Training Room/Emergency Control Centre	New Asset	6,000					6,000				6,000
Projector & Computer for Emergency Control Centre at Depot	New Asset	3,000					3,000				3,000
Parks and Open Space											-
Annual Renewal of Playground Equipment	Renewal of Asset	50,000					50,000				50,000
Flood Memorial Car Park - Additional Lighting	New Asset	10,000					10,000				10,000
National Tree Planting Day	New Asset	4,000					4,000				4,000
Nymagee Street Beautification	Renewal of Asset	30,000					30,000				30,000
Tree Planting Program - Nynagan Streets and Parks	Renewal of Asset	20,000					20,000				20,000
Provision for Costs to Davidson Park Mural Wall	Renewal of Asset	20,000					20,000				20,000
Roads, Streets and Footpaths											-
Rural Addressing	New Asset	0	15,000								15,000
Block Grant - Construct and Seal 1km Cocklies Rd	New Asset	0			0						-
Bridge Repair Program	Renewal of Asset	20,000					20,000				20,000
Construct & Seal 110m Oxley St at ELC	New Asset	30,000					30,000				30,000
Ground Tanks	New Asset	20,000					20,000				20,000
New Footpath Construction Nymagee Street	New Asset	20,000					20,000				20,000
Nynagan Public School Pedestrian Refuge	New Asset	18,000			18,000						18,000
Pipe Culvert Renewals Rural roads	Renewal of Asset	20,000					20,000				20,000
R2R - Gravel Resheeting	Renewal of Asset	888,322			888,322						888,322
R2R - Reseal of Local Roads	Renewal of Asset	360,000			360,000						360,000
Roads Closed Signs	New Asset	18,600					18,600				18,600
Wyes Road Box Culvert	New Asset	15,000					15,000				15,000
Truck and Travel Nature Strip Improvements	Renewal of Asset	5,000					5,000				5,000
Civil Works Tools & Equipment		5,000					5,000				5,000
Economic											-
Improve main street for Christmas	New Asset	10,000					10,000				10,000
PLANT FUND											-
Additions											-
Workshop - 2 Post Hoist	New Asset	8,000				8,000					8,000
Workshop - Tools & Equipment	New Asset	10,000				10,000					10,000

Capital Item		Source of Funding									
Description	Asset Category	Original Budget 2017/18	Carryover (2016/17 Operating Revenue)	Loans	Grants	Plant Fund	2017/18 General Fund Operating Revenue	2017/18 Sewer Fund Operating Revenue	2017/18 Water Fund Operating Revenue	Other	Total
Capital portion of Loan Repayments Available Funds Transfer in from Reserves Excess of/ Shortfall in Capital Funding		12,987,002	217,700	340,000	9,135,322	1,315,000	1,118,680	408,000	532,600	137,400	13,204,702
		106,150					106,150				
		13,093,152		340,000	9,135,322	936,343	1,347,130	88,236	455,359	-	
						378,657		320,000	80,000		
				0	0	0	122,300	236	2,759		

This page has been left intentionally blank

Contact Details - For more information

Telephone: 02 6835 9000

Fax: 02 6835 9011

Email: admin@bogan.nsw.gov.au

Web: www.bogan.nsw.gov.au

In Person: 81 Cobar Street, Nyngan

Postal Address: PO Box 221, Nyngan NSW 2825