

*Bogan*  
SHIRE

Annual  
Report  
2014/2015



*Comfortable Country Living*

Adopted 26 November 2015



**This page has been intentionally left blank**

# Table of Contents

About Bogan Shire .....	4
General Manager’s Message .....	5
Organisational Structure .....	7
Mission Statement.....	8
Statement of Business Ethics.....	10
Council Contact Information .....	13
Statutory Information.....	15
Local Government (General) Regulation 2005 Part 5	
s428(4)(b) cl 132 Amount of Rates and Charges Written Off During the Year.....	15
s428(4)(b) cl 217(1)(a) Details of overseas visits by councillors, council staff or other persons representing council .....	15
s428(4)(b) cl 217(1)(a1) Elected Members Expenses and Provision of Facilities .....	15
s428(4)(b) cl 217(1)(a2) Major Contracts Awarded .....	16
s428(4)(b) cl 217(1)(a3) Amounts Incurred by Council in Relation to Legal Proceedings .....	16
s428(4)(b) cl 217(1)(a4) s67(3) Summary of Resolutions made under Section 67 Concerning Work Carried Out on Private Land .....	16
s428(4)(b) cl 217(1)(a5) Total Contributed or Otherwise Granted Under Section 356 .....	16
s428(4)(b) cl 217(1)(a6) External Bodies Exercising Council Functions .....	17
s428(4)(b) cl 217(1)(a7) Controlling Interest in Companies .....	17
s428(4)(b) cl 217(1)(a8) Partnerships, Cooperatives and Joint Ventures .....	17
s428(4)(b) cl 217(1)(a9) Activities to Implement EEO Management Plan .....	17
s428(4)(b) cl 217(1)(b) Statement of Total Remuneration Package of the General Manager.....	18
s428(2)(f) cl 217(1)(f) Activities Relating to Enforcing and Ensuring Compliance with the Companion Animals Act and Regulation .....	18
s125(1) cl 7 Schedule 2 Information Included on GIPA Activity .....	20
s93G(5) Compliance with and Effect of Planning Agreements in Force.....	22
s31 cl 4 Public Interest Disclosures and Public Interest Disclosure Policy .....	22
s8(2) Carers Recognition Act 2010 .....	22
Annexure One - Financial Statements s428(4)(a)	
Annexure Two - Objectives and Performance s428(1)	
Annexure Three—State of the Environment Report s428A(1)	

# About Bogan Shire

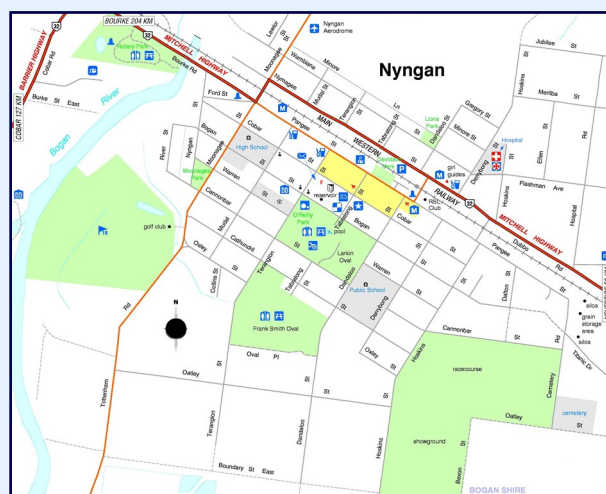
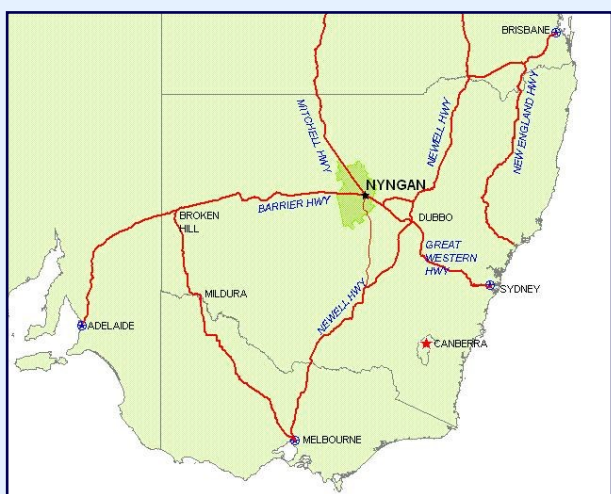
Bogan Shire, situated in Western New South Wales, has an area of 14,610 square kilometres, equivalent to about 1.8% of the State's land surface. The geographical centre of the State lies within the Shire boundaries. The Shire has an estimated population of 2900. Nyngan, the Shire's Administrative Centre, is located on the Bogan River at the junction of the Mitchell and Barrier Highways - an ideal rest point for the weary traveller.

There is an abundance of productive agricultural land for sheep and cattle production and large scale cropping enterprises. Nyngan's farmers are highly competitive on local and international markets and the large quantity of agricultural produce is conducive to the development of value adding industries and marketing ventures.

Nyngan offers warm hospitality and all the facilities of a modern rural township. Three Motels, two Caravan Parks and Hotels provide a choice of accommodation options. Three licensed Clubs cater for entertainment and relaxation. The town also boasts a selection of cafes, restaurants and take-away food outlets for dining.

The Bogan Shire has 1 high school, four primary schools, 1 pre-school, a mobile pre-school, and a TAFE Campus. Nyngan's medical needs are catered for by the new Nyngan Health Service (Multi-purpose Health Centre which incorporates a nursing home complex) and a network of health professionals including two doctors.

The recreational and sporting facilities in Nyngan are excellent and include facilities for bowls, golf, tennis, dancing, swimming, rugby union, rugby league, touch football, cricket, netball, fishing, boating, canoeing, water-skiing, soccer, little athletics and pony club. Whether you are looking for an outback experience or a place to escape the hectic pace of the city life, we hope that a visit to the Bogan Shire will show you what real *"Comfortable Country Living"* is all about.



## *General Manager's Message*

During the year under review, Bogan Shire Councillors and staff continued the partnership with our community to maintain and improve our standard of "Comfortable Country Living" for the Shire.

Important projects commencing during the year that relate directly to our liveability include:

- Design has commenced on the large water storage facility at Nyngan intended to provide increased water security for both Nyngan and Cobar with construction will take place in 2016.
- During the year Council successfully made application for a grant to build a 43 place long day care centre in Nyngan in response to community demand. This project will be finalised in early 2016.

As part of the ongoing NSW Government process known as "Fit for the Future", Bogan Shire Council prepared a comprehensive business plan which was submitted to the Government demonstrating that it is financially sustainable going into the future.

In our submission we stated that we have a sound, transparent, accountable Council well aware of community needs and aspirations, supported by a well-led conscientious staff of over 80 people. Council has a sound financial record of credit cash budgets, low debt levels and considerable savings and that our budget for 2015/16 retains consistent service delivery and ongoing road maintenance and improvement.

As mentioned in our Annual Report for 2013/14, one of the options for this Council presented in the Revitalising Local Government report was a merger with Warren Shire Council. This option was canvassed with our community who overwhelmingly rejected it. This was consistent with Council's view that this merger would merely serve to weaken local representation, service provision and identity.

Council's Fit for the Future submission showed that we are able to retain our autonomy, maintain our independence and meet the challenges ahead with strong community support, confident that we can continue to "stand alone" into the future representing our ratepayers with honesty, integrity and sound financial management.

Demonstrating this, during the year Council continued with a wide range of routine but vital work including rural road maintenance and gravel re-sheeting work to the value of (\$2 Million), water and sewerage treatment (\$2.7 Million) and parks, gardens and community facilities (\$940,000).

## *General Manager's Message*

A key capital project was the completion of work at Heritage Park as part of our program of improving the appearance of the entrances to Nyngan for the benefit of visitors and residents. This project dovetailed into the ANZAC Day ceremonies which were very strongly supported - both at Heritage Park where a tree-planting ceremony commemorating the major battles of World War I took place – as well as around the cenotaph. Bogan Shire was pleased to welcome back Rear Admiral Sinclair as our guest for the day and everyone enjoyed the air-force fly-by that started the march.

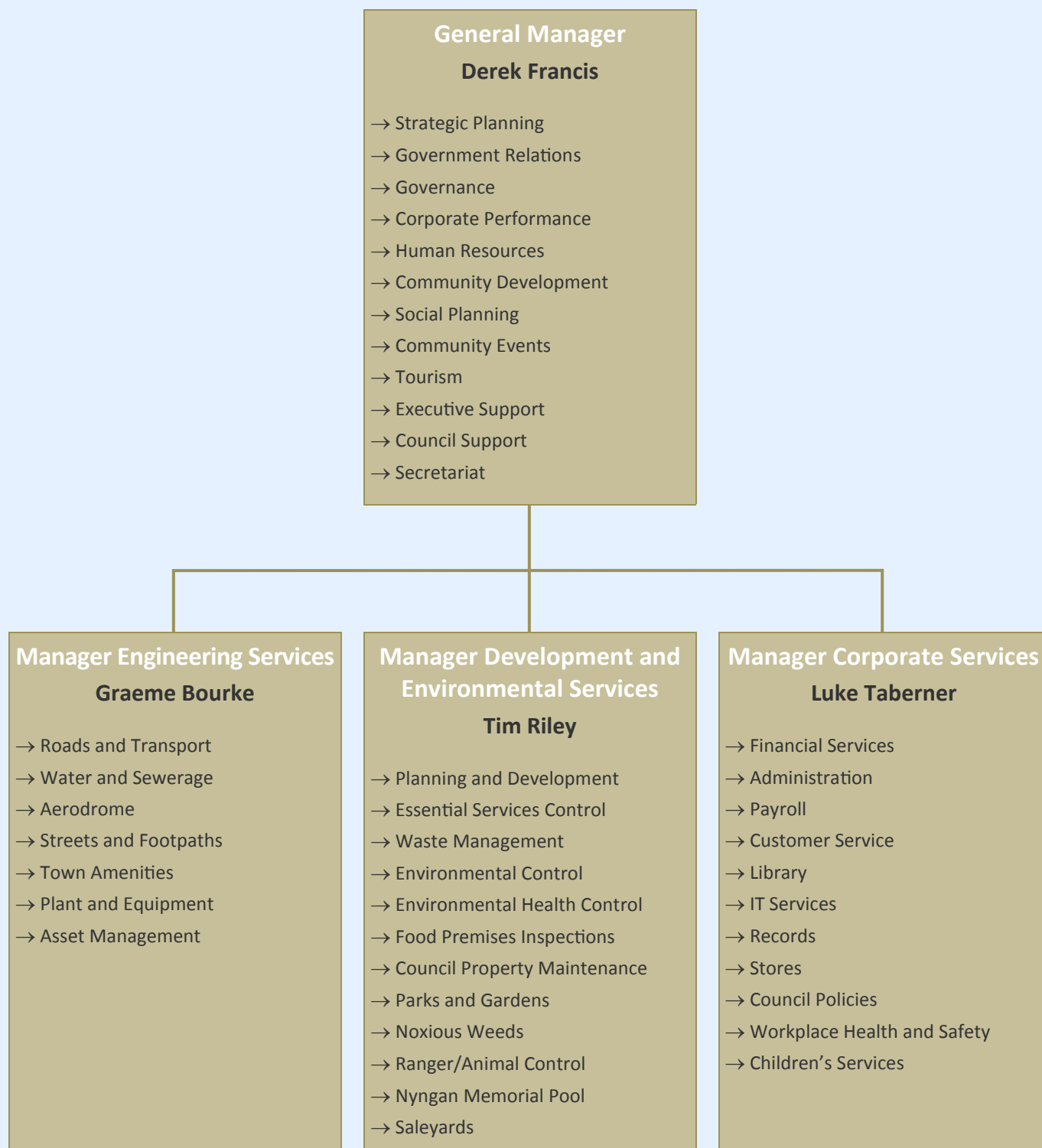
During the year Council took the historic decision to fly the aboriginal flag outside the Council chambers following representation by the aboriginal community that this would show that we are coming together as one community, as a symbol of harmony and inclusion so we can say we are walking together towards reconciliation.

Council also continues to actively support, promote and provide assistance with a diverse range of community activities and events including our Christmas lights and rural letterbox competition, carp muster fishing competition, senior's week concert and morning tea as well as the annual Nyngan Show, Ag Expo, Duck Creek Races and NAIDOC Week events.

**Derek Francis**

General Manager

# Organisational Structure



## Mission Statement

"Comfortable  
Country  
Living"

*To provide a comfortable country lifestyle by progressively improving the level of appropriate facilities and services and encouraging growth and economic development that is responsive to the needs of the community*

*Keyword Definition – Comfortable*

**Safe and secure (both physically and financially protected), affordable, enjoyable, and relaxed community environment.**



# Mission Statement

## DESIRED OUTCOMES

### Safe and Secure

- Economic viability for the shire as a whole – sustained business activity and continuing economic development
- Effective regulation and law enforcement
- Safe and trafficable road networks
- Full range of health services readily available
- Sanitation standards maintained
- Water quality assured
- Effective sewerage systems in place
- Flood Protection provided
- Protection and promotion of natural and man-made environments

### Enjoyable

- Quality sporting and recreation facilities provided
- Cultural and social fabric of the community encouraged and supported
- Library service catering for the broader community
- The latest communication mediums are easily accessible
- High standard of service maintained through successful management of assets

### Affordable

- Lower cost of living relative to regional and capital centres of population
- Competitive and diverse commercial enterprises
- Equitable distribution of rates, fees and charges
- Efficient and effective delivery of services

### Relaxed

- The more laid-back qualities associated with “country” living are not lost
- Community and social fabric promoted and supported

# Statement of Business Ethics

Bogan Shire Council is committed to the highest standards of honesty, fairness and integrity in all its business dealings.

Council operates according to an adopted Code of Conduct that sets out the standards of behaviour that Councillor's and staff are expected to abide by when dealing with customers, suppliers, members of the community and public and when interacting with work colleagues.

With increasing business interaction between Council and the private sector it is important that standards of ethical behaviour expected of councillors and staff are maintained by members of the private sector in their dealings with Council.

Compliance with the standards contained within the document will ensure the best level of service can be provided to the community.

## Values

The way Bogan Shire Council makes decisions, takes action and conducts business is defined by the following values.

- **Taking pride** in Nyngan and the greater Bogan Shire.
- **Working together** as a team to get things done.
- Being **accountable** for our decisions and actions.
- Having **respect** for other people.
- Acting with **integrity and honesty**.
- Demonstrating **strong leadership**.
- Providing responsive **customer service**.

## Business Principles

The core principles underpinning all the business dealings of Bogan Shire Council are:

### Obtaining the Best Value for Money

This does not mean that the best value for money equates to the lowest price. Council will use a number of factors to determine best value for money. Included are cost, quality, reliability, whole life running cost and timelines.

# Statement of Business Ethics

## **Impartiality and Fairness**

Council will be objective, even handed and reasonable through business dealings. Council's business dealings will be transparent and open to public scrutiny whenever possible, subject to confidentiality and privacy obligations.

## **Compliance with Legal and Statutory Obligations**

Council at all times will adhere to all legal and statutory obligations.

## **What you can expect from Council and Staff**

In order to maintain the highest standards of integrity and ethical conduct, Councillors and staff are required to comply with a Code of Conduct which includes:

1. Be accountable for actions
2. Act with fairness and equity
3. Exercise authority appropriately and transparently
4. Be responsible for their safety and that of others
5. Ensure awareness and compliance with Code of Conduct
6. Avoid actual and perceived conflicts of interest
7. Maintain confidentiality and privacy of information
8. Not engage in external employment that may create a conflict, affect work performance, use resources or information of Council, or bring discredit to Council
9. Report corruption, maladministration and wastage

# Statement of Business Ethics

## What Bogan Shire Council expects from its providers

Council expects private sector providers of goods and services will observe the following principles when dealing with Council;

1. Act ethically, fairly and honestly in dealing with Council
2. Be economically, socially and environmentally responsible in the provision of goods and services
3. Respect the conditions set out in Council documents
4. Comply with Councils procurement and purchasing policy and procedures
5. Respect the obligation of Councillors and staff to comply with the Council Code of Conduct
6. Do not lobby Councillors or Staff
7. Provide accurate and reliable information and advice when requested
8. Declare actual or perceived conflicts when aware such exists
9. Do not divulge privileged or confidential information to unauthorised persons
10. Do not engage in cohesive practises
11. Do not offer Councillors or staff inducements or incentives designed to improperly influence the conduct of their duties

## Compliance

Council requires all providers to comply with the "Statement of Business Ethics". The principles are consistent with those of other public sector agencies, and are based on guidelines from the NSW Independent Commission against Corruption.

Non compliance could result in:

1. Termination of contracts
2. Loss of future opportunity
3. Investigation for corruption
4. Criminal Prosecution

# Council Contact Information



## Visit us:

Council Chambers are located at 81 Cobar Street, Nyngan NSW 2825

**Office Hours:** Monday to Friday from 8.00am – 4.30pm

## Contact us:

**Telephone:** (02) 6835 9000

**Fax:** (02) 6835 9011

**Email:** [admin@bogan.nsw.gov.au](mailto:admin@bogan.nsw.gov.au)

**Webpage:** [www.bogan.nsw.gov.au](http://www.bogan.nsw.gov.au)

## Write to us:

If you wish to write to Council on any matter, the letter should be addressed to:

*The General Manager  
Bogan Shire Council  
PO Box 221  
NYNGAN NSW 2825*

# Council Contact Information

## Meet with Staff:

Council staff are available during office hours to answer enquiries. It is good practice, although not essential, to make a prior appointment to see staff. This will ensure the staff member you require is available at the time.

## Attend Council meetings:

There are 11 Ordinary Council meetings each year, one per month except for January. Council meetings are held on the fourth Thursday of each month, except the December meeting which is held on the third Thursday of the month. All meetings start at 9.30am. Meetings are held at the Council Chambers on Cobar Street, Nyngan. Council meetings are attended by all Councillors and Management Staff of the Council.

All meetings of Council are open for the public to attend, with the exception of closed meeting items. You may address Council in the Public Forum regarding a matter for consideration by Council in the meeting Business Paper. Notification to address the Council must be given 7 days before the day of the meeting. A Special Council Meeting may be called in between Ordinary Council Meetings if a matter of urgency arises that cannot wait until the next ordinary meeting. At least 24 hours notice must be given to call a Special Meeting. Bogan Shire Council comprises of nine Councillors, with the general election held every four years, usually in September. The next election is scheduled for September 2016.

## After Hours Service / Other Council Contacts

Works Depot:	02 6835 9060
Engineering Department:	02 6835 9027
Ranger:	0428 607 407
Swimming Pool:	02 6835 9100
Rural Fire Service:	02 6822 4422
Bogan Bush Mobile:	02 6832 1932
Public Library:	02 6835 9080
Museum:	02 6832 1052
Visitor Information Centre:	02 6832 1052

# Statutory Information

## Local Government (General) Regulation 2005 Part 5

### s428(4)(b) cl 132 Amount of Rates and Charges Written Off During the Year

The following amounts of Rates and Charges were written off during the period 01.07.2014 to 30.06.2015

General Rates	<i>Pensioners</i>	\$19,348
	<i>Postponed</i>	\$2,896
	<i>Other (Ratepayers)</i>	\$5,556
Water Charges	<i>Pensioners</i>	\$16,308
	<i>Other (Ratepayers)</i>	\$33,770
Sewerage Charges	<i>Pensioners</i>	\$14,558
	<i>Other (Ratepayers)</i>	\$344
Waste Charges	<i>Pensioners</i>	\$28,629
Interest Charges/Legal/ Other Charges	<i>Postponed</i>	\$259
	<i>Other (Rate Payers)</i>	\$862
<b>Total Rates and Charges Written Off</b>		<b>\$122,530</b>

It should be noted that Council receives a subsidy payment from the Department of Local Government for 55% of the Pensioner write-offs for the year. In 2014/15 this subsidy amounted to \$43,364.

### s428(4)(b) cl 217(1)(a) Details of overseas visits by councillors, council staff or other persons representing council

No overseas visits were taken in 2014/2015 financial year.

### s428(4)(b) cl 217(1)(a1) Elected Members Expenses and Provision of Facilities

#### Elected Member Expenses

The Mayoral Allowance for the year was set by Council at \$17,744 with \$3,549 (20%) of this paid to the Deputy Mayor as remuneration for services carried out on behalf of Council in the Mayor's absence. Councillors' annual remuneration was set at \$8,130 and was paid in twelve (12) monthly payments.

Councillors' travelling expenses, when using their own vehicle to attend Council functions and meetings, are reimbursed at the rates prescribed under the Car Allowance provisions of the Notional Agreement Preserving the Local Government State Award, with reimbursement of actual costs of incidentals subject to production of adequate documentation to substantiate claims.

The Mayor is provided with a motor vehicle (costs are included under plant) and an office (costs are included under office costs). Lunch and morning tea is provided for Councillors on meeting days.

## Statutory Information

The following costs have been incurred by Council during the 2014/2015 financial year relating to the provision of councillor facilities and the payment of councillor expenses.

Office Expenses	\$814
Telephone Expenses	\$1390
Attendance at Conferences	\$1413
Training	\$0
Interstate Visits	\$0
Meals & Entertainment	\$4,604
Plant	\$26,775
Insurance	\$3,101
Travel	\$3,083
<b>Total Sundry Elected Members Cost</b>	<b>\$41,180</b>

### **s428(4)(b) cl 217(1)(a2) Major Contracts Awarded**

During the 2014/2015 financial year there was 1 large contract awarded which was for the supply of a 6x4 Rigid Tipper at \$166,575 from Hartwigs Trucks.

### **s428(4)(b) cl 217(1)(a3) Amounts Incurred by Council in Relation to Legal Proceedings**

The following amounts of legal charges were incurred by Council for the following reasons:

→ Legal proceedings - debt recovery against ratepayers	\$19,734*
→ Other legal proceedings - Court Costs and excess paid	\$18,884

\* It should be noted that the majority of these charges are recoverable as a legal charge levied to the ratepayers concerned.

### **s428(4)(b) cl 217(1)(a4) Summary of Resolutions made under Section 67 Concerning Work Carried Out on Private Land**

Council did not subsidise any private works undertaken during the year.

### **s428(4)(b) cl 217(1)(a5) Total Contributed or Otherwise Granted Under Section 356**

The total amount contributed or otherwise granted under Section 356 for the 2014/2015 financial year was \$7,578. The details of this amount are as follows:



# Statutory Information

Donation of Funding / Services to Sporting & Non-Profit bodies	\$700
Donations to Non-Profit Organisations	\$5,078
Student Scholarships	\$1,800
<b>TOTAL</b>	<b>\$7,578</b>

## s428(4)(b) cl 217(1)(a6) External Bodies Exercising Council Functions

The external bodies that were delegated functions by Council during the year are as follows:

Committee	Function
Bogan Bush Mobile	Provision of Mobile Pre-School services to out-lying rural areas
Hermidale Sports Ground	Care and control of grounds and the organisation of activities
Colleerreina Hall	Care and control of grounds and the organisation of activities

## s428(4)(b) cl 217(1)(a7) Controlling Interest in Companies

Council held no controlling interest in any company during the 2014/2015 period.

## s428(4)(b) cl 217(1)(a8) Partnerships, Cooperatives and Joint Ventures

Bogan Shire is incorporated within the North Western Library Association with the shires of Coonamble, Gilgandra and Warren. Council's financial interest in this association is reported in Note 19 to the General Purpose Financial Reports.

Council is also a member of the Orana Regional Organisation of Council (OROC) group of councils fostering development, industry and tourism within the region.

## s428(4)(b) cl 217(1)(a9) Activities to Implement EEO Management Plan

The Anti-Discrimination and Equal Employment Opportunity Policy was adopted by Council in April 2014 and revised in April 2015. The EEO Management Plan is due for review and update within the next financial year.

Council's EEO Management Plan consists of 18 Strategies and 29 Activities, of which 93% have been undertaken in the current year.

## **s428(4)(b) cl 217(1)(b) Statement of Total Remuneration Package of General Manager Employment of General Manager**

During the year Council employed the General Manager under contract. Total remuneration, including salaries, superannuation, motor vehicle and rental assistance is shown in the table below.

Total Salary	\$185,902
Superannuation	\$17,700
Total value non-cash benefits	\$20,794
<b>Total</b>	<b>\$224,396</b>

## **s428(2)(f) cl 217(1)(f) Activities Relating to Enforcing and Ensuring Compliance with the Companion Animals Act and Regulation**

### **Lodgement of Pound Data returns with the department.**

#### 2014/2015 Seizure Activity

During the year Council seized 2 companion animals and 9 companion animals were voluntarily surrendered of which all were euthanized.

Lodgement of pound data was sent to the Department of Local Government.

### **Lodgement of Data relating to Dog attacks with the department.**

Council had one 1 report of a dog attack of which has been attended to, with the owners cautioned and notice issued.

### **Amount of funding spent relating to Companion animal management and activities.**

Council expended a net \$74,735 on activities relating to the management and control of companion animals during the 2014/2015 financial year. A further detailed breakup of the income and expenditure for the management and control of companion animals in the Bogan Shire is listed below:

## Statutory Information

<b>Income</b>	<b>\$</b>
Registration Fees	776
Other Fees (Microchipping, impounding)	1,570
<b>Total Income</b>	<b>2,346</b>
<b>Expenditure</b>	
Impounding & Controlling Expenses	76,063
Administration	1,017
<b>Other Expenses</b>	<b>0</b>
<b>Total Expenses</b>	<b>77,080</b>
<b>TOTAL COST OF COMPANION ANIMAL OPERATIONS</b>	<b>\$74,734</b>

### Companion animal community education programs carried out.

Council undertook a limited education program via the use of local media resources such as the council column in the local paper to distribute information to the general public; information was also made available at both Council offices and the Public Library.

### Strategies Council has in place to promote and assist the de-sexing of dogs and cats.

The Companion Animals Regulation 2008 has significantly reduced the cost of lifelong registration for both de-sexed dogs and cats, to encourage residents to have their companion animals de-sexed. This fee is reduced even further for pensioners to help make the de-sexing of animals affordable and attractive option for all sectors in the community. During day to day duties, it is Council's strategy to have our Ranger actively educate residents on the benefits of de-sexing dogs and cats.

### Strategies in place to comply with the requirement under section 64 (Companion Animals Act) to seek alternatives to euthanasia for unclaimed animals

Before destroying a seized or surrendered animal it is the duty of the Council to consider whether there is an alternative action to that of destroying the animal and (if applicable) to adopt any such alternative.

### Off Leash areas provided in the council area

Council provides one 'Off Leash' area which is the area north of the Work's Depot between the levee bank and the Bogan River to the south eastern corner: **Lot 7039, DP 1020101, Nyngan.**

## s125(1) cl 7 Schedule 2 Information Included on GIPA Activity

Council received no applications in the last reporting period under the Government Information (Public Access) Act 2009.

Council's program for the proactive release of information involves assessment on a case by case basis. Council has very little information that is discretionally unavailable.

### Number of access applications received

During the reporting period, Council received no formal access applications.

### Number of refused applications

During the reporting period, Council refused no formal access application.

### Statistical information about access applications

Table A: Number of applications by type of applicant and outcome*								
	Access Granted in Full	Access granted in part	Access refused in full	Information not held	Information already available	Refuse to deal with application	Refuse to confirm / deny whether information is held	Application withdrawn
Media	0	0	0	0	0	0	0	0
Members of Parliament	0	0	0	0	0	0	0	0
Private sector business	0	0	0	0	0	0	0	0
Not for profit organisations or community groups	0	0	0	0	0	0	0	0
Members of the public (application by legal representative)	0	0	0	0	0	0	0	0
Members of the public (other)	0	0	0	0	0	0	0	0

\*More than one decision can be made in respect of a particular access application. If so, a recording must be made in relation to each such decision. This also applies to Table B.

# Statutory Information

**Table B: Number of applications by type of application and outcome**

	Access Granted in Full	Access granted in part	Access refused in full	Information not held	Information already available	Refuse to deal with application	Refuse to confirm / deny whether information	Application withdrawn
Personal information applications*	0	0	0	0	0	0	0	0
Access applications (other than personal information)	0	0	0	0	0	0	0	0
Access applications that are partly personal information applications and	0	0	0	0	0	0	0	0

\*A **personal information application** is an access application for personal information (as defined in clause 4 of Schedule 4 to the Act) about the applicant (the applicant being an individual). The total number of decisions in Table B should be the same as Table A.

**Table C: Invalid applications**

Reason for invalidity	Number of applications
Application does not comply with formal requirements (section 41 of the Act)	0
Application is for excluded information of the agency (section 43 of the Act)	0
Application contravenes restraint order (section 110 of the Act)	0
Total number of invalid applications received	0
Invalid applications that subsequently became valid applications 1	0

**Table D: Timeliness**

Decided within the statutory timeframe (20 days plus any extensions)	0
Decided after 35 days (by agreement with applicant)	0
Not decided within time (deemed refusal)	0

**Table E: Applications for review under Part 5 of the Act (by type of applicant)**

Applications by access applicants	0
Applications by persons to whom information the subject of access application relates	0

**s93G(5) Compliance with and Effect of Planning Agreements in Force**

Council has not entered into any planning agreements during the 2014/15 financial year.

**s31 cl 4 Public Interest Disclosures and Public Interest Disclosure Policy**

Council has an adopted Public Interest Disclosures and Internal Reporting Policy. No public interest disclosures were made during the year.

**s8(2) Carers Recognition Act 2010**

Council adopted a Carer's Leave Policy in March 2013 with a revised version adopted in April 2015.

# Annexure One Financial Statements



**This page has been intentionally left blank**



# Bogan Shire Council

GENERAL PURPOSE FINANCIAL STATEMENTS  
for the year ended 30 June 2015

---



*Comfortable Country Living*

## Bogan Shire Council

### General Purpose Financial Statements

for the financial year ended 30 June 2015

Contents	Page
<b>1. Understanding Council's Financial Statements</b>	2
<b>2. Statement by Councillors &amp; Management</b>	3
<b>3. Primary Financial Statements:</b>	
- Income Statement	4
- Statement of Comprehensive Income	5
- Statement of Financial Position	6
- Statement of Changes in Equity	7
- Statement of Cash Flows	8
<b>4. Notes to the Financial Statements</b>	9
<b>5. Independent Auditor's Reports:</b>	
- On the Financial Statements (Sect 417 [2])	75
- On the Conduct of the Audit (Sect 417 [3])	77

---

#### Overview

(i) These financial statements are General Purpose Financial Statements and cover the consolidated operations for Bogan Shire Council.

(ii) Bogan Shire Council is a body politic of NSW, Australia - being constituted as a Local Government area by proclamation and is duly empowered by the Local Government Act (LGA) 1993 of NSW.

Council's Statutory Charter is detailed in Paragraph 8 of the LGA and includes giving Council;

- the ability to provide goods, services & facilities, and to carry out activities appropriate to the current & future needs of the local community and of the wider public,
- the responsibility for administering regulatory requirements under the LGA and
- a role in the management, improvement and development of the resources in the area.

A description of the nature of Council's operations and its principal activities are provided in Note 2(b).

(iii) All figures presented in these financial statements are presented in Australian Currency.

(iv) These financial statements were authorised for issue by the Council on 19 October 2015. Council has the power to amend and reissue these financial statements.

---

## Bogan Shire Council

### Notes to the Financial Statements

for the financial year ended 30 June 2015

## Understanding Council's Financial Statements

---

### Introduction

Each year, individual Local Governments across NSW are required to present a set of audited financial statements to their Council & Community.

### What you will find in the Statements

The financial statements set out the financial performance, financial position & cash flows of Council for the financial year ended 30 June 2015.

The format of the financial statements is standard across all NSW Councils and complies with both the accounting & reporting requirements of Australian Accounting Standards and requirements as set down by the Office of Local Government.

### About the Councillor/Management Statement

The financial statements must be certified by Senior staff as "presenting fairly" the Council's financial results for the year, and are required to be adopted by Council - ensuring both responsibility for & ownership of the financial statements.

### About the Primary Financial Statements

The financial statements incorporate 5 "primary" financial statements:

#### 1. The Income Statement

Summarises Council's financial performance for the year, listing all income & expenses.

This statement also displays Council's original adopted budget to provide a comparison between what was projected and what actually occurred.

#### 2. The Statement of Comprehensive Income

Primarily records changes in the fair values of Council's Infrastructure, Property, Plant & Equipment.

#### 3. The Statement of Financial Position

A 30 June snapshot of Council's financial position indicating its Assets, Liabilities & "Net Wealth".

#### 4. The Statement of Changes in Equity

The overall change for the year (in dollars) of Council's "Net Wealth".

#### 5. The Statement of Cash Flows

Indicates where Council's cash came from and where it was spent.

This statement also displays Council's original adopted budget to provide a comparison between what was projected and what actually occurred.

### About the Notes to the Financial Statements

The Notes to the financial statements provide greater detail and additional information on the 5 primary financial statements.

### About the Auditor's Reports

Council's financial statements are required to be audited by external accountants (that generally specialize in Local Government).

In NSW, the Auditor provides 2 audit reports:

1. An opinion on whether the financial statements present fairly the Council's financial performance & position, &
2. Their observations on the conduct of the Audit including commentary on the Council's financial performance & financial position.

### Who uses the Financial Statements ?

The financial statements are publicly available documents & must be presented at a Council meeting between 7 days & 5 weeks after the date of the Audit Report.

Submissions from the public can be made to Council up to 7 days subsequent to the public presentation of the financial statements.

Council is required to forward an audited set of financial statements to the Office of Local Government.

## Bogan Shire Council

### General Purpose Financial Statements

for the financial year ended 30 June 2015

### Statement by Councillors and Management

made pursuant to Section 413(2)(c) of the Local Government Act 1993 (as amended)

**The attached General Purpose Financial Statements have been prepared in accordance with:**

- The Local Government Act 1993 (as amended) and the Regulations made thereunder,
- The Australian Accounting Standards and professional pronouncements, and
- The Local Government Code of Accounting Practice and Financial Reporting.

**To the best of our knowledge and belief, these Financial Statements:**

- present fairly the Council's operating result and financial position for the year, and
- accords with Council's accounting and other records.

**We are not aware of any matter that would render the Reports false or misleading in any way.**

**Signed in accordance with a resolution of Council made on 24 September 2015.**



R L Donald OAM  
MAYOR



J E Hampstead OAM  
COUNCILLOR



D A Francis  
GENERAL MANAGER



L F Taberner  
RESPONSIBLE ACCOUNTING OFFICER

## Bogan Shire Council

## Income Statement

for the financial year ended 30 June 2015

Budget <sup>1</sup>			Actual	Actual
2015	\$ '000	Notes	2015	2014
<b>Income from Continuing Operations</b>				
<i>Revenue:</i>				
4,273	Rates & Annual Charges	3a	4,276	4,066
2,530	User Charges & Fees	3b	5,019	4,256
253	Interest & Investment Revenue	3c	258	280
153	Other Revenues	3d	244	166
4,948	Grants & Contributions provided for Operating Purposes	3e,f	5,793	4,267 <sup>2</sup>
930	Grants & Contributions provided for Capital Purposes	3e,f	269	143
<i>Other Income:</i>				
-	Net gains from the disposal of assets	5	50	-
<b>13,087</b>	<b>Total Income from Continuing Operations</b>		<b>15,909</b>	<b>13,178</b>
<b>Expenses from Continuing Operations</b>				
4,725	Employee Benefits & On-Costs	4a	5,280	5,132
1	Borrowing Costs	4b	1	-
3,554	Materials & Contracts	4c	4,931	4,279
3,589	Depreciation & Amortisation	4d	3,402	3,384
1,680	Other Expenses	4e	1,338	1,426
-	Net Losses from the Disposal of Assets	5	-	45
-	Net Share of interests in Joint Ventures & Associates using the equity method	19	13	4
<b>13,549</b>	<b>Total Expenses from Continuing Operations</b>		<b>14,965</b>	<b>14,270</b>
<b>(462)</b>	<b>Operating Result from Continuing Operations</b>		<b>944</b>	<b>(1,092)</b>
<b>(462)</b>	<b>Net Operating Result for the Year</b>		<b>944</b>	<b>(1,092)</b>
(462)	Net Operating Result attributable to Council		944	(1,092)
-	Net Operating Result attributable to Non-controlling Interests		-	-
<b>(1,392)</b>	<b>Net Operating Result for the year before Grants and Contributions provided for Capital Purposes</b>		<b>675</b>	<b>(1,235)</b>

<sup>1</sup> Original Budget as approved by Council - refer Note 16

<sup>2</sup> Financial Assistance Grants for 13/14 were lower reflecting one off timing differences due to a change in how the grant was paid in prior years - refer Note 3 (e)

## Bogan Shire Council

Statement of Comprehensive Income  
for the financial year ended 30 June 2015

\$ '000	Notes	Actual 2015	Actual 2014
<b>Net Operating Result for the year</b> (as per Income statement)		<b>944</b>	<b>(1,092)</b>
<b>Other Comprehensive Income:</b>			
Amounts which will not be reclassified subsequently to the Operating Result			
Gain (loss) on revaluation of I,PP&E	20b (ii)	320	(15,033)
Other Movements (Correction of discrepancy between asset register and ledger)		(135)	-
<b>Total Items which will not be reclassified subsequently to the Operating Result</b>		<b>185</b>	<b>(15,033)</b>
Amounts which will be reclassified subsequently to the Operating Result when specific conditions are met			
Nil			
<b>Total Other Comprehensive Income for the year</b>		<b>185</b>	<b>(15,033)</b>
<b>Total Comprehensive Income for the Year</b>		<b>1,129</b>	<b>(16,125)</b>
<b>Total Comprehensive Income attributable to Council</b>		<b>1,129</b>	<b>(16,125)</b>
<b>Total Comprehensive Income attributable to Non-controlling Interests</b>		<b>-</b>	<b>-</b>

## Bogan Shire Council

Statement of Financial Position  
as at 30 June 2015

\$ '000	Notes	Actual 2015	Actual 2014
<b>ASSETS</b>			
<b>Current Assets</b>			
Cash & Cash Equivalents	6a	3,330	2,025
Investments	6b	5,300	5,300
Receivables	7	1,296	1,103
Inventories	8	361	248
Other	8	31	-
Non-current assets classified as "held for sale"	22	-	-
<b>Total Current Assets</b>		<b>10,318</b>	<b>8,676</b>
<b>Non-Current Assets</b>			
Investments	6b	-	-
Receivables	7	160	123
Inventories	8	-	-
Infrastructure, Property, Plant & Equipment	9	190,068	190,207
Investments accounted for using the equity method	19	53	66
Investment Property	14	-	-
Intangible Assets	25	-	-
<b>Total Non-Current Assets</b>		<b>190,281</b>	<b>190,396</b>
<b>TOTAL ASSETS</b>		<b>200,599</b>	<b>199,072</b>
<b>LIABILITIES</b>			
<b>Current Liabilities</b>			
Payables	10	732	385
Borrowings	10	2	2
Provisions	10	1,298	1,168
<b>Total Current Liabilities</b>		<b>2,032</b>	<b>1,555</b>
<b>Non-Current Liabilities</b>			
Payables	10	-	-
Borrowings	10	-	-
Provisions	10	-	79
<b>Total Non-Current Liabilities</b>		<b>-</b>	<b>79</b>
<b>TOTAL LIABILITIES</b>		<b>2,032</b>	<b>1,634</b>
<b>Net Assets</b>		<b>198,567</b>	<b>197,438</b>
<b>EQUITY</b>			
Retained Earnings	20	141,191	140,247
Revaluation Reserves	20	57,376	57,191
Council Equity Interest		198,567	197,438
Non-controlling Equity Interests		-	-
<b>Total Equity</b>		<b>198,567</b>	<b>197,438</b>

## Bogan Shire Council

Statement of Changes in Equity  
for the financial year ended 30 June 2015

\$ '000	Notes	Retained Earnings	Reserves (Refer 20b)	Council Interest	Non- controlling Interest	Total Equity
<b>2015</b>						
<b>Opening Balance</b> (as per Last Year's Audited Accounts)		140,247	57,191	197,438	-	197,438
a. Correction of Prior Period Errors	20 (c)	-	-	-	-	-
b. Changes in Accounting Policies (prior year effects)	20 (d)	-	-	-	-	-
<b>Revised Opening Balance (as at 1/7/14)</b>		<b>140,247</b>	<b>57,191</b>	<b>197,438</b>	<b>-</b>	<b>197,438</b>
<b>c. Net Operating Result for the Year</b>		<b>944</b>	<b>-</b>	<b>944</b>	<b>-</b>	<b>944</b>
d. Other Comprehensive Income						
- Revaluations : IPP&E Asset Revaluation Rsv	20b (ii)	-	320	320	-	320
- Other Movements (Correction of discrepancy between asset register and ledger)	20a	-	(135)	(135)	-	(135)
<b>Other Comprehensive Income</b>		<b>-</b>	<b>185</b>	<b>185</b>	<b>-</b>	<b>185</b>
<b>Total Comprehensive Income (c&amp;d)</b>		<b>944</b>	<b>185</b>	<b>1,129</b>	<b>-</b>	<b>1,129</b>
e. Distributions to/(Contributions from) Non-controlling Interests		-	-	-	-	-
f. Transfers between Equity		-	-	-	-	-
<b>Equity - Balance at end of the reporting period</b>		<b>141,191</b>	<b>57,376</b>	<b>198,567</b>	<b>-</b>	<b>198,567</b>

\$ '000	Notes	Retained Earnings	Reserves (Refer 20b)	Council Interest	Non- controlling Interest	Total Equity
<b>2014</b>						
<b>Opening Balance</b> (as per Last Year's Audited Accounts)		141,339	72,224	213,563	-	213,563
a. Correction of Prior Period Errors	20 (c)	-	-	-	-	-
b. Changes in Accounting Policies (prior year effects)	20 (d)	-	-	-	-	-
<b>Revised Opening Balance (as at 1/7/13)</b>		<b>141,339</b>	<b>72,224</b>	<b>213,563</b>	<b>-</b>	<b>213,563</b>
<b>c. Net Operating Result for the Year</b>		<b>(1,092)</b>	<b>-</b>	<b>(1,092)</b>	<b>-</b>	<b>(1,092)</b>
d. Other Comprehensive Income						
- Revaluations : IPP&E Asset Revaluation Rsv	20b (ii)	-	(15,033)	(15,033)	-	(15,033)
<b>Other Comprehensive Income</b>		<b>-</b>	<b>(15,033)</b>	<b>(15,033)</b>	<b>-</b>	<b>(15,033)</b>
<b>Total Comprehensive Income (c&amp;d)</b>		<b>(1,092)</b>	<b>(15,033)</b>	<b>(16,125)</b>	<b>-</b>	<b>(16,125)</b>
e. Distributions to/(Contributions from) Non-controlling Interests		-	-	-	-	-
f. Transfers between Equity		-	-	-	-	-
<b>Equity - Balance at end of the reporting period</b>		<b>140,247</b>	<b>57,191</b>	<b>197,438</b>	<b>-</b>	<b>197,438</b>



## Bogan Shire Council

## Statement of Cash Flows

for the financial year ended 30 June 2015

Budget 2015	\$ '000	Notes	Actual 2015	Actual 2014
<b>Cash Flows from Operating Activities</b>				
<b>Receipts:</b>				
4,274	Rates & Annual Charges		4,340	4,069
2,684	User Charges & Fees		5,205	4,044
253	Investment & Interest Revenue Received		245	371
5,913	Grants & Contributions		6,051	4,810
-	Bonds, Deposits & Retention amounts received		4	-
159	Other		555	648
<b>Payments:</b>				
(4,725)	Employee Benefits & On-Costs		(5,394)	(5,176)
(3,197)	Materials & Contracts		(5,128)	(4,748)
(1)	Borrowing Costs		(1)	(3)
	Bonds, Deposits & Retention amounts refunded		(1)	-
(1,679)	Other		(1,651)	(1,577)
<b>3,681</b>	<b>Net Cash provided (or used in) Operating Activities</b>	11b	<b>4,225</b>	<b>2,438</b>
<b>Cash Flows from Investing Activities</b>				
<b>Receipts:</b>				
-	Sale of Investment Securities		4,600	15
242	Sale of Infrastructure, Property, Plant & Equipment		209	178
12	Deferred Debtors Receipts		12	15
<b>Payments:</b>				
-	Purchase of Investment Securities		(4,600)	(3,500)
(3,700)	Purchase of Infrastructure, Property, Plant & Equipment		(3,086)	(3,827)
	Deferred Debtors & Advances Made		(55)	-
<b>(3,446)</b>	<b>Net Cash provided (or used in) Investing Activities</b>		<b>(2,920)</b>	<b>(7,119)</b>
<b>Cash Flows from Financing Activities</b>				
<b>Receipts:</b>				
Nil				
<b>Payments:</b>				
(1)	Repayment of Borrowings & Advances		-	(1)
<b>(1)</b>	<b>Net Cash Flow provided (used in) Financing Activities</b>		<b>-</b>	<b>(1)</b>
<b>234</b>	<b>Net Increase/(Decrease) in Cash &amp; Cash Equivalents</b>		<b>1,305</b>	<b>(4,682)</b>
5,005	plus: <b>Cash &amp; Cash Equivalents - beginning of year</b>	11a	2,025	6,707
<b>5,239</b>	<b>Cash &amp; Cash Equivalents - end of the year</b>	11a	<b>3,330</b>	<b>2,025</b>
Additional Information:				
	plus: <b>Investments on hand - end of year</b>	6b	5,300	5,300
<b>Total Cash, Cash Equivalents &amp; Investments</b>			<b>8,630</b>	<b>7,325</b>

Please refer to Note 11 for additional cash flow information

## Bogan Shire Council

### Notes to the Financial Statements

for the financial year ended 30 June 2015

### Contents of the Notes accompanying the Financial Statements

Note	Details	Page
1	Summary of Significant Accounting Policies	10
2(a)	Council Functions / Activities - Financial Information	25
2(b)	Council Functions / Activities - Component Descriptions	26
3	Income from Continuing Operations	27
4	Expenses from Continuing Operations	32
5	Gains or Losses from the Disposal of Assets	34
6(a)	Cash & Cash Equivalent Assets	35
6(b)	Investments	35
6(c)	Restricted Cash, Cash Equivalents & Investments - Details	36
7	Receivables	37
8	Inventories and Other Assets	38
9(a)	Infrastructure, Property, Plant & Equipment	39
9(b)	Externally Restricted Infrastructure, Property, Plant and Equipment	40
9(c)	Infrastructure, Property, Plant and Equipment - Current Year Impairments	40 n/a
10(a)	Payables, Borrowings and Provisions	41
10(b)	Description of (and movements in) Provisions	42
11	Statement of Cash Flows - Additional Information	43
12	Commitments for Expenditure	44
13	Statement of Performance Measures:	
	13a (i) Local Government Industry Indicators (Consolidated)	45
	13a (ii) Local Government Industry Graphs (Consolidated)	46
	13b Local Government Industry Indicators (by Fund)	48
14	Investment Properties	49 n/a
15	Financial Risk Management	49
16	Material Budget Variations	53
17	Statement of Developer Contributions	54 n/a
18	Contingencies and Other Liabilities/Assets not recognised	55
19	Interests in Other Entities	57
20	Equity - Retained Earnings and Revaluation Reserves	60
21	Financial Result & Financial Position by Fund	61
22	"Held for Sale" Non Current Assets & Disposal Groups	63 n/a
23	Events occurring after the Reporting Date	63 n/a
24	Discontinued Operations	63 n/a
25	Intangible Assets	63 n/a
26	Reinstatement, Rehabilitation and Restoration Liabilities	64
27	Fair Value Measurement	65

#### Additional Council Disclosures

28	Council Information and Contact Details	74
----	---	----

n/a - not applicable

## Bogan Shire Council

### Notes to the Financial Statements

for the financial year ended 30 June 2015

#### Note 1. Summary of Significant Accounting Policies

The principal accounting policies adopted by Council in the preparation of these consolidated financial statements are set out below in order to assist in its general understanding.

Under Australian Accounting Standards (AASBs), accounting policies are defined as those specific principles, bases, conventions, rules and practices applied by a reporting entity (in this case Council) in preparing and presenting its financial statements.

##### (a) Basis of preparation

###### (i) Background

These financial statements are general purpose financial statements which have been prepared in accordance with;

- Australian Accounting Standards and Australian Accounting Interpretations issued by the Australian Accounting Standards Board,
- the Local Government Act (1993) & Regulation, and
- the Local Government Code of Accounting Practice and Financial Reporting.

For the purpose of preparing these financial statements, Council has been deemed to be a not-for-profit entity.

###### (ii) Compliance with International Financial Reporting Standards (IFRSs)

Because AASBs are sector neutral, some standards either:

- (a) have local Australian content and prescription that is specific to the Not-For-Profit sector (including Local Government) which are not in compliance with IFRS's, or
- (b) specifically exclude application by Not for Profit entities.

Accordingly in preparing these financial statements and accompanying notes, Council has been unable to comply fully with International Accounting Standards, but has complied fully with Australian Accounting Standards.

Under the Local Government Act (LGA), Regulations and Local Government Code of Accounting Practice & Financial Reporting, it should be noted that Councils in NSW only have a requirement to comply with AASBs.

###### (iii) New and amended standards adopted by Council

There were no accounting standards that became mandatory this year which materially impacted on Council's financial statements.

###### (iv) Early adoption of Accounting Standards

Council has not elected to apply any pronouncements before their operative date in the annual reporting period beginning 1 July 2014.

###### (v) Basis of Accounting

These financial statements have been prepared under the **historical cost convention** except for:

- (i) certain financial assets and liabilities at fair value through profit or loss and available-for-sale financial assets which are all valued at fair value,
- (ii) the write down of any Asset on the basis of Impairment (if warranted) and
- (iii) certain classes of non current assets (eg. Infrastructure, Property, Plant & Equipment and Investment Property) that are accounted for at fair valuation.

The accrual basis of accounting has also been applied in their preparation.

###### (vi) Changes in Accounting Policies

Council's accounting policies have been consistently applied to all the years presented, unless otherwise stated.

There have also been no changes in accounting policies when compared with previous financial statements unless otherwise stated [refer Note 20(d)].

## Bogan Shire Council

### Notes to the Financial Statements

for the financial year ended 30 June 2015

#### Note 1. Summary of Significant Accounting Policies

##### **(vii) Critical Accounting Estimates**

The preparation of financial statements requires the use of certain critical accounting estimates (in conformity with AASBs).

Accordingly this requires management to exercise its judgement in the process of applying the Council's accounting policies.

Estimates and judgements are continually evaluated and are based on historical experience and other factors, including expectations of future events that may have a financial impact on Council and that are believed to be reasonable under the circumstances.

##### ***Critical accounting estimates and assumptions***

Council makes estimates and assumptions concerning the future.

The resulting accounting estimates will, by definition, seldom equal the related actual results.

The estimates and assumptions that have a significant risk of causing a material adjustment to the carrying amounts of assets and liabilities within the next financial year are set out below:

- (i) Estimated fair values of infrastructure, property, plant and equipment.

##### ***Critical judgements in applying Council's accounting policies***

- (i) Impairment of Receivables - Council has made a significant judgement about the impairment of a number of its receivables in Note 7.
- (ii) Projected Section 94 Commitments - Council has used significant judgement in determining future Section 94 income and expenditure in Note 17.

##### **(b) Revenue recognition**

Council recognises revenue when the amount of revenue can be reliably measured, it is probable that future economic benefits will flow to it and specific criteria have been met for each of the Council's activities as described below.

Council bases any estimates on historical results, taking into consideration the type of customer, the type of transaction and the specifics of each arrangement.

Revenue is measured at the fair value of the consideration received or receivable.

Revenue is measured on major income categories as follows:

##### **Rates, Annual Charges, Grants and Contributions**

Rates, annual charges, grants and contributions (including developer contributions) are recognised as revenues when the Council obtains control over the assets comprising these receipts.

Control over assets acquired from rates and annual charges is obtained at the commencement of the rating year as it is an enforceable debt linked to the rateable property or, where earlier, upon receipt of the rates.

A provision for the impairment on rates receivables has not been established as unpaid rates represent a charge against the rateable property that will be recovered when the property is next sold.

Control over granted assets is normally obtained upon their receipt (or acquittal) or upon earlier notification that a grant has been secured, and is valued at their fair value at the date of transfer.

Revenue from Contributions is recognised when the Council either obtains control of the contribution or the right to receive it, **(i)** it is probable that the economic benefits comprising the contribution will flow to the Council and **(ii)** the amount of the contribution can be measured reliably.

Where grants or contributions recognised as revenues during the financial year were obtained on condition that they be expended in a particular manner or used over a particular period and those conditions were undischarged at balance date, the unused grant or contribution is disclosed in Note 3(g).

Note 3(g) also discloses the amount of unused grant or contribution from prior years that was expended on Council's operations during the current year.

## Bogan Shire Council

### Notes to the Financial Statements

for the financial year ended 30 June 2015

#### Note 1. Summary of Significant Accounting Policies

The Council has obligations to provide facilities from contribution revenues levied on developers under the provisions of S94 of the EPA Act 1979.

Whilst Council generally incorporates these amounts as part of a Development Consents Order, such developer contributions are only recognised as income upon their physical receipt by Council, due to the possibility that individual Development Consents may not be acted upon by the applicant and accordingly would not be payable to Council.

Developer contributions may only be expended for the purposes for which the contributions were required but the Council may apply contributions according to the priorities established in work schedules.

A detailed Note relating to developer contributions can be found at Note 17.

#### User Charges, Fees and Other Income

User charges, fees and other income (including parking fees and fines) are recognised as revenue when the service has been provided, the payment is received, or when the penalty has been applied, whichever first occurs.

A provision for the impairment of these receivables is recognised when collection in full is no longer probable.

A liability is recognised in respect of revenue that is reciprocal in nature to the extent that the requisite service has not been provided as at balance date.

#### Sale of Infrastructure, Property, Plant and Equipment

The profit or loss on sale of an asset is determined when control of the asset has irrevocably passed to the buyer.

#### Interest and Rents

Rental income is accounted for on a straight-line basis over the lease term.

Interest Income from Cash & Investments is accounted for using the effective interest rate at the date that interest is earned.

#### Dividend Income

Revenue is recognised when the Council's right to receive the payment is established, which is generally when shareholders approve the dividend.

#### Other Income

Other income is recorded when the payment is due, the value of the payment is notified or the payment is received, whichever occurs first.

#### (c) Principles of Consolidation

These financial statements incorporate **(i)** the assets and liabilities of Council and any entities (or operations) that it **controls** (as at 30 June 2015) and **(ii)** all the related operating results (for the financial year ended the 30th June 2015).

Detailed information relating to the entities that Council Controls can be found at Note 19 (a).

In the process of reporting on Council's activities as a single unit, all inter-entity year end balances and reporting period transactions have been eliminated in full between Council and its controlled entities.

#### (i) The Consolidated Fund

In accordance with the provisions of Section 409(1) of the LGA 1993, all money and property received by Council is held in the Council's Consolidated Fund unless it is required to be held in the Council's Trust Fund.

The Consolidated Fund and other entities through which the Council controls resources to carry on its functions have been included in the financial statements forming part of this report.

The following entities have been included as part of the Consolidated Fund:

- *Bogan Shire Council General Purpose Operations*
- *Bogan Shire Council Water Supply Fund*
- *Bogan Shire Council Sewerage Fund*

Due to their immaterial value and nature, the following Committees, Entities & Operations have been excluded from consolidation:

## Bogan Shire Council

### Notes to the Financial Statements

for the financial year ended 30 June 2015

#### Note 1. Summary of Significant Accounting Policies

- *Nyngan Museum Management Committee*
- *Bogan Bush Mobile Management Committee*
- *Mid State Shearing Shed Management Committee*
- *Hermidale Sports Ground Management Committee*
- *Collerina Hall Management Committee*
- *Coolabah Hall Management Committee*
- *Nyngan Rugby Union Clubhouse Management Committee*

#### (ii) The Trust Fund

In accordance with the provisions of Section 411 of the Local Government Act 1993 (as amended), a separate and distinct Trust Fund is maintained to account for all money and property received by the Council in trust which must be applied only for the purposes of or in accordance with the trusts relating to those monies.

Trust monies and property subject to Council's control have been included in these statements.

Trust monies and property held by Council but not subject to the control of Council, have been excluded from these statements.

A separate statement of monies held in the Trust Fund is available for inspection at the Council office by any person free of charge.

#### (iii) Joint Arrangements

##### Joint Ventures

Joint Ventures represent operational arrangements where the parties joint control parties have rights to the net assets of the arrangement.

Any interests in Joint Ventures are accounted for using the equity method and are carried at cost.

Under the equity method, Council's share of the operation's profits/(losses) are recognised in the income statement, and its share of movements in retained earnings & reserves are recognised in the balance sheet.

Detailed information relating to Council's Joint Ventures can be found at Note 19 (b).

#### (iv) Associates

Council has no interest in any Associates.

#### (v) County Councils

Council is not a member of any County Councils.

#### (vi) Unconsolidated Structured Entities

Council has no interest in any Unconsolidated Structured Entities.

#### (d) Leases

Council has no Finance or Operating Leases.

#### (e) Cash and Cash Equivalents

For Statement of Cash Flows (and Statement of Financial Position) presentation purposes, cash and cash equivalents includes;

- cash **on hand**,
- deposits held **at call** with financial institutions,
- other short-term, highly liquid investments **with original maturities of three months or less** that are readily convertible to known amounts of cash and which are subject to an insignificant risk of changes in value, and
- bank overdrafts.

Bank overdrafts are shown within borrowings in current liabilities on the balance sheet but are incorporated into Cash & Cash Equivalents for presentation of the Cash Flow Statement.

#### (f) Investments and Other Financial Assets

Council (in accordance with AASB 139) classifies each of its investments into one of the following categories for measurement purposes:

- **financial assets at fair value through profit or loss**,
- **loans and receivables**,

## Bogan Shire Council

### Notes to the Financial Statements

for the financial year ended 30 June 2015

#### Note 1. Summary of Significant Accounting Policies

- **held-to-maturity investments**, and
- **available-for-sale financial assets.**

Each classification depends on the purpose/intention for which the investment was acquired & at the time it was acquired.

Management determines each Investment classification at the time of initial recognition and re-evaluates this designation at each reporting date.

##### **(i) Financial assets at fair value through profit or loss**

Council has no Financial Assets at fair value.

##### **(ii) Loans and receivables**

Loans and receivables are non derivative financial assets with fixed or determinable payments that are not quoted in an active market.

They arise when the Council provides money, goods or services directly to a debtor with no intention (or in some cases ability) of selling the resulting receivable.

They are included in current assets, except for those with maturities greater than 12 months after the balance sheet date which are classified as non-current assets.

##### **(iii) Held-to-maturity investments**

Held-to-maturity investments are non-derivative financial assets with fixed or determinable payments and fixed maturities that the Council's management has the positive intention and ability to hold to maturity.

In contrast to the "Loans & Receivables" classification, these investments are generally quoted in an active market.

Held-to-maturity financial assets are included in non-current assets, except for those with maturities less than 12 months from the reporting date, which are classified as current assets.

##### **(iv) Available-for-sale financial assets**

Available-for-sale financial assets are non-derivatives that are either designated in this category or not classified in any of the other categories.

Investments must be designated as available-for-sale if they do not have fixed maturities and fixed or determinable payments and management intends to hold them for the medium to long term.

Accordingly, this classification principally comprises marketable equity securities, but can include all types of financial assets that could otherwise be classified in one of the other investment categories.

They are generally included in non-current assets unless management intends to dispose of the investment within 12 months of the balance sheet date or the term to maturity from the reporting date is less than 12 months.

##### **Financial Assets – Reclassification**

Council may choose to reclassify a non-derivative trading financial asset out of the held-for-trading category if the financial asset is no longer held for the purpose of selling it in the near term.

Financial assets other than loans and receivables are permitted to be reclassified out of the held-for-trading category only in rare circumstances arising from a single event that is unusual and highly unlikely to recur in the near term.

Council may also choose to reclassify financial assets that would meet the definition of loans and receivables out of the held-for-trading or available-for-sale categories if it has the intention and ability to hold these financial assets for the foreseeable future or until maturity at the date of reclassification.

Reclassifications are made at fair value as of the reclassification date. Fair value becomes the new cost or amortised cost as applicable, and no reversals of fair value gains or losses recorded before reclassification date are subsequently made.

Effective interest rates for financial assets reclassified to loans and receivables and held-to-maturity categories are determined at the reclassification date. Further increases in estimates of cash flows adjust effective interest rates prospectively.

## Bogan Shire Council

### Notes to the Financial Statements for the financial year ended 30 June 2015

#### Note 1. Summary of Significant Accounting Policies

##### General Accounting & Measurement of Financial Instruments:

###### (i) Initial Recognition

Investments are initially recognised (and measured) at fair value, plus in the case of investments not at "fair value through profit or loss", directly attributable transactions costs

Purchases and sales of investments are recognised on trade-date - the date on which the Council commits to purchase or sell the asset.

Financial assets are derecognised when the rights to receive cash flows from the financial assets have expired or have been transferred and the Council has transferred substantially all the risks and rewards of ownership.

###### (ii) Subsequent Measurement

**Available-for-sale financial assets** and **financial assets at fair value through profit and loss** are subsequently carried at fair value.

**Loans and receivables** and **held-to-maturity** investments are carried at amortised cost using the effective interest method.

Realised and unrealised gains and losses arising from changes in the fair value of the financial assets classified as "**fair value through profit or loss**" category are included in the income statement in the period in which they arise.

Unrealised gains and losses arising from changes in the fair value of non monetary securities classified as "**available-for-sale**" are recognised in equity in the available-for-sale investments revaluation reserve.

When securities classified as "**available-for-sale**" are sold or impaired, the accumulated fair value adjustments are included in the income statement as gains and losses from investment securities.

###### Impairment

Council assesses at each balance date whether there is objective evidence that a financial asset or group of financial assets is impaired.

A financial asset or a group of financial assets is impaired and impairment losses are incurred only if there is objective evidence of impairment as a result of one or more events that occurred after the initial recognition of the asset (a 'loss event') and that loss event (or events) has an impact on the estimated future cash flows of the financial asset or group of financial assets that can be reliably estimated.

###### (iii) Types of Investments

Council has an approved Investment Policy in order to undertake its investment of money in accordance with (and to comply with) Section 625 of the Local Government Act and S212 of the LG (General) Regulation 2005.

Investments are placed and managed in accordance with the Policy and having particular regard to authorised investments prescribed under the Ministerial Local Government Investment Order.

Council maintains its investment Policy in compliance with the Act and ensures that it or its representatives exercise care, diligence and skill that a prudent person would exercise in investing Council funds.

Council amended its policy following revisions to the Ministerial Local Government Investment Order arising from the Cole Inquiry recommendations. Certain investments that Council holds are no longer prescribed (eg. managed funds, CDOs, and equity linked notes), however they have been retained under grandfathering provisions of the Order. These will be disposed of when most financially advantageous to Council.

###### (g) Fair value estimation

The fair value of financial assets and financial liabilities must be estimated for recognition and measurement or for disclosure purposes.

The fair value of financial instruments traded in active markets is based on quoted market prices at the balance sheet date.

The fair value of financial instruments that are not traded in an active market is determined using valuation techniques.



## Bogan Shire Council

### Notes to the Financial Statements

for the financial year ended 30 June 2015

#### Note 1. Summary of Significant Accounting Policies

Council uses a variety of methods and makes assumptions that are based on market conditions existing at each balance date.

Quoted market prices or dealer quotes for similar instruments are used for long-term debt instruments held.

If the market for a financial asset is not active (and for unlisted securities), the Council establishes fair value by using valuation techniques.

These include reference to the fair values of recent arm's length transactions, involving the same instruments or other instruments that are substantially the same, discounted cash flow analysis, and option pricing models refined to reflect the issuer's specific circumstances.

The nominal value less estimated credit adjustments of trade receivables and payables are assumed to approximate their fair values.

The fair value of financial liabilities for disclosure purposes is estimated by discounting the future contractual cash flows at the current market interest rate that is available to the Council for similar financial instruments.

#### **(h) Receivables**

Receivables are initially recognised at fair value and subsequently measured at amortised cost, less any provision for impairment.

Receivables (excluding Rates & Annual Charges) are generally due for settlement no more than 30 days from the date of recognition.

The collectibility of receivables is reviewed on an ongoing basis. Debts which are known to be uncollectible are written off in accordance with Council's policy.

A provision for impairment (ie. an allowance account) relating to receivables is established when there is objective evidence that the Council will not be able to collect all amounts due according to the original terms of each receivable.

The amount of the provision is the difference between the asset's carrying amount and the

present value of estimated future cash flows, discounted at the effective interest rate.

Impairment losses are recognised in the Income Statement within other expenses.

When a receivable for which an impairment allowance had been recognised becomes uncollectible in a subsequent period, it is written off against the allowance account.

Subsequent recoveries of amounts previously written off are credited against other expenses in the income statement.

#### **(i) Inventories**

##### **Raw Materials and Stores, Work in Progress and Finished Goods**

Raw materials and stores, work in progress and finished goods in respect of business undertakings are all stated at the lower of cost and net realisable value.

Cost comprises direct materials, direct labour and an appropriate proportion of variable and fixed overhead expenditure, the latter being allocated on the basis of normal operating capacity.

Costs are assigned to individual items of inventory on the basis of weighted average costs.

Net realisable value is the estimated selling price in the ordinary course of business less the estimated costs of completion and the estimated costs necessary to make the sale.

Inventories held in respect of non-business undertakings have been valued at cost subject to adjustment for loss of service potential.

##### **Land Held for Resale/Capitalisation of Borrowing Costs**

Land held for resale is stated at the lower of cost and net realisable value.

Cost is assigned by specific identification and includes the cost of acquisition, and development and borrowing costs during development.

When development is completed borrowing costs and other holding charges are expensed as incurred.

## Bogan Shire Council

### Notes to the Financial Statements

for the financial year ended 30 June 2015

#### Note 1. Summary of Significant Accounting Policies

Borrowing costs included in the cost of land held for resale are those costs that would have been avoided if the expenditure on the acquisition and development of the land had not been made.

Borrowing costs incurred while active development is interrupted for extended periods are recognised as expenses.

#### (j) Infrastructure, Property, Plant and Equipment (I,PP&E)

##### Acquisition of assets

Council's non current assets are continually revalued (over a 5 year period) in accordance with the fair valuation policy as mandated by the Office of Local Government.

At balance date, the following classes of I,PP&E were stated at their Fair Value;

- **Plant and Equipment**  
(as approximated by depreciated historical cost)
- **Operational Land** (External Valuation)
- **Community Land** (Internal Valuation)
- **Buildings – Specialised/Non Specialised**  
(External Valuation)
- **Other Structures**  
(External Valuation)
- **Roads Assets incl. roads, bridges & footpaths**  
(Internal Valuation)
- **Bulk Earthworks** (Internal Valuation)
- **Stormwater Drainage** (Internal Valuation)
- **Water and Sewerage Networks**  
(Internal Valuation)
- **Other Assets**  
(as approximated by depreciated historical cost)

##### Initial Recognition

On initial recognition, an assets cost is measured at its fair value, plus all expenditure that is directly attributable to the acquisition.

Where settlement of any part of an asset's cash consideration is deferred, the amounts payable in the future are discounted to their present value as at the date of recognition (ie. date of exchange) of the asset to arrive at fair value.

The discount rate used is the Council's incremental borrowing rate, being the rate at which a similar borrowing could be obtained from an independent financier under comparable terms and conditions.

Where infrastructure, property, plant and equipment assets are acquired for no cost or for an amount other than cost, the assets are recognised in the financial statements at their fair value at acquisition date - being the amount that the asset could have been exchanged between knowledgeable willing parties in an arm's length transaction.

##### Subsequent costs

Subsequent costs are included in the asset's carrying amount or recognised as a separate asset, as appropriate, only when it is probable that future economic benefits associated with the item will flow to Council and the cost of the item can be measured reliably.

All other repairs and maintenance are charged to the income statement during the financial period in which they are incurred.

##### Asset Revaluations (including Indexation)

In accounting for Asset Revaluations relating to Infrastructure, Property, Plant & Equipment:

- Increases in the combined carrying amounts of asset classes arising on revaluation are credited to the asset revaluation reserve.
- To the extent that a net asset class increase reverses a decrease previously recognised via the profit or loss, then increase is first recognised in profit or loss.
- Net decreases that reverse previous increases of the same asset class are first charged against revaluation reserves directly in equity to the extent of the remaining reserve attributable to the asset, with all other decreases charged to the Income statement.

Water and sewerage network assets are indexed annually between full revaluations in accordance with

## Bogan Shire Council

### Notes to the Financial Statements

for the financial year ended 30 June 2015

#### Note 1. Summary of Significant Accounting Policies

the latest indices provided in the NSW Office of Water - Rates Reference Manual.

For all other assets, Council assesses at each reporting date whether there is any indication that a revalued asset's carrying amount may differ materially from that which would be determined if the asset were revalued at the reporting date.

If any such indication exists, Council determines the asset's fair value and revalues the asset to that amount.

Full revaluations are undertaken for all assets on a 5 year cycle.

#### Capitalisation Thresholds

Items of infrastructure, property, plant and equipment are not capitalised unless their cost of acquisition exceeds the following;

##### Land

- council land	100% Capitalised
- open space	100% Capitalised
- land under roads (purchases after 30/6/08)	100% Capitalised

##### Plant & Equipment

Office Furniture	> \$5,000
Office Equipment	> \$5,000
Other Plant & Equipment	> \$5,000

##### Buildings & Land Improvements

Park Furniture & Equipment	> \$2,000
----------------------------	-----------

##### Building

- construction/extensions	100% Capitalised
- renovations	> \$10,000

Other Structures	> \$2,000
------------------	-----------

##### Water & Sewer Assets

Reticulation extensions	> \$5,000
Other	> \$5,000

##### Stormwater Assets

Drains & Culverts	> \$5,000
Other	> \$5,000

##### Transport Assets

Road construction & reconstruction	> \$10,000
Bridge construction & reconstruction	> \$10,000

#### Depreciation

Depreciation on Council's infrastructure, property, plant and equipment assets is calculated using the straight line method in order to allocate an assets cost (net of residual values) over its estimated useful life.

Land is not depreciated.

Estimated useful lives for Council's I,PP&E include:

##### Plant & Equipment

- Office Equipment	5 to 10 years
- Office furniture	10 to 20 years
- Computer Equipment	4 years
- Vehicles	5 to 8 years
- Heavy Plant/Road Making equip.	5 to 8 years
- Other plant and equipment	5 to 15 years

##### Other Equipment

- Playground equipment	5 to 15 years
- Benches, seats etc	10 to 20 years

##### Buildings

- Buildings : Masonry	50 to 100 years
- Buildings : Other	20 to 40 years

##### Water & Sewer Assets

- Dams and reservoirs	80 to 100 years
- Bores	20 to 40 years

- Reticulation pipes : PVC	70 to 80 years
- Reticulation pipes : Other	25 to 75 years
- Pumps and telemetry	15 to 20 years

##### Stormwater Assets

- Drains	125 years
- Culverts	125 years

##### Transportation Assets

- Sealed Roads : Surface	25 to 35 years
- Sealed Roads : Structure	100 years
- Unsealed roads	30 years

- Bridge : Concrete	125 years
---------------------	-----------

##### Other Infrastructure Assets

- Bulk earthworks	Infinite
-------------------	----------

## Bogan Shire Council

### Notes to the Financial Statements

for the financial year ended 30 June 2015

#### Note 1. Summary of Significant Accounting Policies

All asset residual values and useful lives are reviewed and adjusted (if appropriate), at each reporting date.

An asset's carrying amount is written down immediately to its recoverable amount if the asset's carrying amount is greater than its estimated recoverable amount – refer Note 1(s) on Asset Impairment.

##### Disposal and De-recognition

An item of property, plant and equipment is derecognised upon disposal or when no further future economic benefits are expected from its use or disposal.

Any gain or loss arising on derecognition of the asset (calculated as the difference between the net disposal proceeds and the carrying amount of the asset) is included in Council's Income Statement in the year the asset is derecognised.

##### (k) Land

Land (other than Land under Roads) is in accordance with Part 2 of Chapter 6 of the Local Government Act (1993) classified as either Operational or Community.

This classification of Land is disclosed in Note 9(a).

##### (l) Land under roads

Land under roads is land under roadways and road reserves including land under footpaths, nature strips and median strips.

Council has elected not to recognise land under roads acquired before 1 July 2008 in accordance with AASB 1051.

Land under roads acquired after 1 July 2008 is recognised in accordance with AASB 116 – Property, Plant and Equipment.

##### (m) Intangible Assets

Council has not classified any assets as Intangible.

##### (n) Crown Reserves

Crown Reserves under Council's care and control are recognised as assets of the Council.

While ownership of the reserves remains with the Crown, Council retains operational control of the reserves and is responsible for their maintenance and use in accordance with the specific purposes to which the reserves are dedicated.

Improvements on Crown Reserves are also recorded as assets, while maintenance costs incurred by Council and revenues relating the reserves are recognised within Council's Income Statement.

Representations are currently being sought across State and Local Government to develop a consistent accounting treatment for Crown Reserves across both tiers of government.

##### (o) Rural Fire Service assets

Under section 119 of the Rural Fires Act 1997, "*all fire fighting equipment purchased or constructed wholly or from money to the credit of the Fund is to be vested in the council of the area for or on behalf of which the fire fighting equipment has been purchased or constructed*".

At present, the accounting for such fire fighting equipment is not treated in a consistent manner across all Councils.

Until such time as discussions on this matter have concluded and the legislation changed, Council will continue to account for these assets as it has been doing in previous years, which is to exclude the assets, their values and depreciation charges from these financial statements.

##### (p) Investment property

Investment property comprises land &/or buildings that are principally held for long-term rental yields, capital gains or both that is not occupied by Council.

Council has no investment properties.

## Bogan Shire Council

### Notes to the Financial Statements

for the financial year ended 30 June 2015

#### Note 1. Summary of Significant Accounting Policies

##### **(q) Non-Current Assets (or Disposal Groups) "Held for Sale" & Discontinued Operations**

Non-current assets (or disposal groups) are classified as held for sale and stated at the lower of either **(i)** their carrying amount and **(ii)** fair value less costs to sell, if their carrying amount will be recovered principally through a sale transaction rather than through continuing use.

The exception to this is plant and motor vehicles which are turned over on a regular basis. Plant and motor vehicles are retained in Non Current Assets under the classification of Infrastructure, Property, Plant and Equipment - unless the assets are to be traded in after 30 June and the replacement assets were already purchased and accounted for as at 30 June.

For any assets or disposal groups classified as Non-Current Assets "held for sale", an impairment loss is recognised at any time when the assets carrying value is greater than its fair value less costs to sell.

Non-current assets "held for sale" are not depreciated or amortised while they are classified as "held for sale".

Non-current assets classified as "held for sale" are presented separately from the other assets in the balance sheet.

A Discontinued Operation is a component of Council that has been disposed of or is classified as "held for sale" and that represents a separate major line of business or geographical area of operations, is part of a single co-ordinated plan to dispose of such a line of business or area of operations, or is a subsidiary acquired exclusively with a view to resale.

The results of discontinued operations are presented separately on the face of the income statement.

##### **(r) Impairment of assets**

All Council's I,PP&E is subject to an annual assessment of impairment.

Assets that are subject to amortisation are reviewed for impairment whenever events or changes in

circumstances indicate that the carrying amount may not be recoverable.

An impairment loss is recognised for the amount by which the asset's carrying amount exceeds its recoverable amount.

The recoverable amount is the higher of an asset's fair value less costs to sell and value in use.

Where an asset is not held principally for cash generating purposes (for example Infrastructure Assets) and would be replaced if the Council was deprived of it then depreciated replacement cost is used as value in use, otherwise value in use is estimated by using a discounted cash flow model.

Non-financial assets (other than goodwill) that suffered a prior period impairment are reviewed for possible reversal of the impairment at each reporting date.

Goodwill & other Intangible Assets that have an indefinite useful life and are not subject to amortisation are tested annually for impairment.

##### **(s) Payables**

These amounts represent liabilities and include goods and services provided to the Council prior to the end of financial year which are unpaid.

The amounts for goods and services are unsecured and are usually paid within 30 days of recognition.

##### **(t) Borrowings**

Borrowings are initially recognised at fair value, net of transaction costs incurred.

Borrowings are subsequently measured at amortised cost.

Amortisation results in any difference between the proceeds (net of transaction costs) and the redemption amount being recognised in the Income Statement over the period of the borrowings using the effective interest method.

## Bogan Shire Council

### Notes to the Financial Statements

for the financial year ended 30 June 2015

#### Note 1. Summary of Significant Accounting Policies

Borrowings are removed from the balance sheet when the obligation specified in the contract is discharged, cancelled or expired.

Borrowings are classified as current liabilities unless the Council has an unconditional right to defer settlement of the liability for at least 12 months after the balance sheet date.

##### **(u) Borrowing costs**

Borrowing costs are expensed.

##### **(v) Provisions**

Provisions for legal claims, service warranties and other like liabilities are recognised when:

- Council has a present legal or constructive obligation as a result of past events;
- it is more likely than not that an outflow of resources will be required to settle the obligation; and
- the amount has been reliably estimated.

Provisions are not recognised for future operating losses.

Where there are a number of similar obligations, the likelihood that an outflow will be required in settlement is determined by considering the class of obligations as a whole.

A provision is recognised even if the likelihood of an outflow with respect to any one item included in the same class of obligations may be small.

Provisions are measured at the present value of management's best estimate of the expenditure required to settle the present obligation at the reporting date.

The discount rate used to determine the present value reflects current market assessments of the time value of money and the risks specific to the liability.

The increase in the provision due to the passage of time is recognised as interest expense.

##### **(w) Employee benefits**

###### **(i) Short Term Obligations**

Short term employee benefit obligations include liabilities for wages and salaries (including non-monetary benefits), annual leave and vesting sick leave expected to be wholly settled within the 12 months after the reporting period.

Leave liabilities are recognised in the provision for employee benefits in respect of employees' services up to the reporting date with other short term employee benefit obligations disclosed under payables.

These provisions are measured at the amounts expected to be paid when the liabilities are settled.

All other short-term employee benefit obligations are presented as payables.

Liabilities for non vesting sick leave are recognised at the time when the leave is taken and measured at the rates paid or payable, and accordingly no Liability has been recognised in these reports.

Wages & salaries, annual leave and vesting sick leave are all classified as Current Liabilities.

###### **(ii) Other Long Term Obligations**

The liability for all long service and annual leave in respect of services provided by employees up to the reporting date (which is not expected to be wholly settled within the 12 months after the reporting period) are recognised in the provision for employee benefits.

These liabilities are measured at the present value of the expected future payments to be made using the projected unit credit method.

Consideration is given to expected future wage and salary levels, experience of employee departures and periods of service.

Expected future payments are then discounted using market yields at the reporting date based on national government bonds with terms to maturity and currency that match as closely as possible the estimated future cash outflows.

## Bogan Shire Council

### Notes to the Financial Statements

for the financial year ended 30 June 2015

#### Note 1. Summary of Significant Accounting Policies

Due to the nature of when and how Long Service Leave can be taken, all Long Service Leave for employees with 4 or more years of service has been classified as Current, as it has been deemed that Council does not have the unconditional right to defer settlement beyond 12 months – even though it is not anticipated that all employees with more than 4 years service (as at reporting date) will apply for and take their leave entitlements in the next 12 months.

#### (iii) Retirement benefit obligations

All employees of the Council are entitled to benefits on retirement, disability or death.

Council contributes to various defined benefit plans and defined contribution plans on behalf of its employees.

#### Defined Benefit Plans

A liability or asset in respect of defined benefit superannuation plans would ordinarily be recognised in the balance sheet, and measured as the present value of the defined benefit obligation at the reporting date plus unrecognised actuarial gains (less unrecognised actuarial losses) less the fair value of the superannuation fund's assets at that date and any unrecognised past service cost.

The present value of the defined benefit obligation is based on expected future payments which arise from membership of the fund to the reporting date, calculated annually by independent actuaries using the projected unit credit method. Consideration is given to expected future wage and salary levels, experience of employee departures and periods of service.

However, when this information is not reliably available, Council can account for its obligations to defined benefit plans on the same basis as its obligations to defined contribution plans – i.e. as an expense when they become payable.

Council is party to an Industry Defined Benefit Plan under the Local Government Superannuation Scheme, named the "Local Government Superannuation Scheme – Pool B"

This Scheme has been deemed to be a "multi employer fund" for the purposes of AASB 119.

Sufficient information is not available to account for the Scheme as a defined benefit plan (in accordance with AASB 119) because the assets to the scheme are pooled together for all Councils.

The last valuation of the Scheme was performed by Mr Martin Stevenson BSc, FIA, FIAA on 20<sup>th</sup> February, 2013.

However the position is monitored annually and the Actuary has estimated that as at 30 June 2015 the prior period deficit still exists.

Effective from 1 July 2009, employers are required to contribute additional contributions to assist in extinguishing this deficit.

The amount of employer contributions to the defined benefit section of the Local Government Superannuation Scheme and recognised as an expense and disclosed as part of Superannuation Expenses at Note 4(a) for the year ending 30 June 2015 was \$ 143,157.07.

The amount of additional contributions included in the total employer contribution advised above is \$57,250.

The share of this deficit that can be broadly attributed to Council is estimated to be in the order of \$139,092 as at 30 June 2015.

Council's share of that deficiency cannot be accurately calculated as the Scheme is a mutual arrangement where assets and liabilities are pooled together for all member councils.

For this reason, no liability for the deficiency has been recognised in these financial statements.

Council has, however, disclosed a contingent liability in Note 18 to reflect the possible obligation that may arise should the Scheme require immediate payment to correct the deficiency.

#### Defined Contribution Plans

Contributions to Defined Contribution Plans are recognised as an expense as they become payable. Prepaid contributions are recognised as an asset to the extent that a cash refund or a reduction in the future payments is available.

## Bogan Shire Council

### Notes to the Financial Statements

for the financial year ended 30 June 2015

#### Note 1. Summary of Significant Accounting Policies

##### **(iv) Employee Benefit On-Costs**

Council has recognised at year end the aggregate on-cost liabilities arising from employee benefits, and in particular those on-cost liabilities that will arise when payment of current employee benefits is made in future periods.

These amounts include Superannuation and Workers Compensation expenses which will be payable upon the future payment of certain Leave Liabilities accrued as at 30/06/15.

##### **(x) Self insurance**

Council does not self insure.

##### **(y) Allocation between current and non-current assets & liabilities**

In the determination of whether an asset or liability is classified as current or non-current, consideration is given to the time when each asset or liability is expected to be settled.

The asset or liability is classified as current if it is expected to be settled within the next 12 months, being the Council's operational cycle.

##### **Exceptions**

In the case of liabilities where Council does not have the unconditional right to defer settlement beyond 12 months (such as vested long service leave), the liability is classified as current even if not expected to be settled within the next 12 months.

In the case of inventories that are "held for trading", these are also classified as current even if not expected to be realised in the next 12 months.

##### **(z) Taxes**

The Council is exempt from both Commonwealth Income Tax and Capital Gains Tax.

Council does however have to comply with both Fringe Benefits Tax and Goods and Services Tax (GST).

##### **Goods & Services Tax (GST)**

Income, expenses and assets are all recognised net of the amount of GST, except where the amount of GST incurred is not recoverable from the Australian Tax Office (ATO).

In these circumstances the GST is recognised as part of the cost of acquisition of the asset or as part of the revenue / expense.

Receivables and payables within the Balance Sheet are stated inclusive of any applicable GST.

The net amount of GST recoverable from or payable to the ATO is included as a current asset or current liability in the Balance Sheet.

Operating cash flows within the Cash Flow Statement are on a gross basis, ie. they are inclusive of GST where applicable.

Investing and Financing cash flows are treated on a net basis (where recoverable from the ATO), ie. they are exclusive of GST. Instead, the GST component of investing and financing activity cash flows which are recoverable from or payable to the ATO are classified as operating cash flows.

Commitments and contingencies are disclosed net of the amount of GST recoverable from (or payable to) the ATO.

##### **(aa) New accounting standards and interpretations**

Certain new (or amended) accounting standards and interpretations have been published that are not mandatory for reporting periods ending 30 June 2015.

**Council has not adopted any of these standards early.**

##### **Not applicable to Local Government per se;**

None



## Bogan Shire Council

### Notes to the Financial Statements for the financial year ended 30 June 2015

#### Note 1. Summary of Significant Accounting Policies

---

##### **(ab) Rounding of amounts**

Unless otherwise indicated, amounts in the financial statements have been rounded off to the nearest thousand dollars.

##### **(ac) Comparative Figures**

To ensure comparability with the current reporting period's figures, some comparative period line items and amounts may have been reclassified or individually reported for the first time within these financial statements and/or the notes.

##### **(ad) Disclaimer**

Nothing contained within these statements may be taken to be an admission of any liability to any person under any circumstance.

# Bogan Shire Council

## Notes to the Financial Statements

for the financial year ended 30 June 2015

### Note 2(a). Council Functions / Activities - Financial Information

Functions/Activities	Income, Expenses and Assets have been directly attributed to the following Functions / Activities. Details of these Functions/Activities are provided in Note 2(b).												
	Income from Continuing Operations			Expenses from Continuing Operations			Operating Result from Continuing Operations			Grants included in Income from Continuing Operations		Total Assets held (Current & Non-current)	
	Original Budget	Actual	Actual	Original Budget	Actual	Actual	Original Budget	Actual	Actual	Actual	Actual	Actual	Actual
	2015	2015	2014	2015	2015	2014	2015	2015	2014	2015	2014	2015	2014
Governance	10	133	-	449	414	144	(439)	(281)	(144)	1	5	380	312
Administration	13	20	107	2,376	2,287	3,246	(2,363)	(2,267)	(3,139)	15	18	4,197	5,968
Public Order & Safety	124	270	173	354	324	277	(230)	(54)	(104)	149	155	-	197
Health	14	12	12	14	15	17	-	(3)	(5)	-	-	-	236
Environment	526	595	508	849	1,081	938	(323)	(486)	(430)	60	37	7,090	7,132
Community Services & Education	455	333	617	419	306	331	36	27	286	324	394	71	276
Housing & Community Amenities	93	157	18	182	121	34	(89)	36	(16)	50	-	1,963	1,760
Water Supplies	1,532	2,267	1,819	2,680	2,323	1,960	(1,148)	(56)	(141)	9	-	15,360	15,414
Sewerage Services	591	857	742	1,032	531	502	(441)	326	240	8	-	9,682	9,355
Recreation & Culture	47	51	83	1,028	1,131	1,477	(981)	(1,080)	(1,394)	23	54	9,117	7,964
Mining, Manufacturing & Construction	13	6	10	3	10	4	10	(4)	6	-	-	-	-
Transport & Communication	4,552	4,900	4,545	4,087	6,339	4,136	465	(1,439)	409	972	1,144	150,060	145,133
Economic Affairs	95	159	254	76	70	1,200	19	89	(946)	-	-	2,626	5,259
<b>Total Functions &amp; Activities</b>	<b>8,065</b>	<b>9,760</b>	<b>8,888</b>	<b>13,549</b>	<b>14,952</b>	<b>14,266</b>	<b>(5,484)</b>	<b>(5,192)</b>	<b>(5,378)</b>	<b>1,611</b>	<b>1,807</b>	<b>200,546</b>	<b>199,006</b>
Share of gains/(losses) in Associates & Joint Ventures (using the Equity Method)	-	-	-	-	13	4	-	(13)	(4)	-	-	53	66
General Purpose Income <sup>1</sup>	5,022	6,149	4,290	-	-	-	5,022	6,149	4,290	3,371	1,637	-	-
<b>Operating Result from Continuing Operations</b>	<b>13,087</b>	<b>15,909</b>	<b>13,178</b>	<b>13,549</b>	<b>14,965</b>	<b>14,270</b>	<b>(462)</b>	<b>944</b>	<b>(1,092)</b>	<b>4,982</b>	<b>3,444</b>	<b>200,599</b>	<b>199,072</b>

1. Includes: Rates & Annual Charges (incl. Ex-Gratia), Untied General Purpose Grants & Unrestricted Interest & Investment Income.

## Bogan Shire Council

### Notes to the Financial Statements

for the financial year ended 30 June 2015

#### Note 2(b). Council Functions / Activities - Component Descriptions

Details relating to the Council's functions / activities as reported in Note 2(a) are as follows:

##### **GOVERNANCE**

Costs relating to the Council's role as a component of democratic government, including elections, members' fees and expenses, subscriptions to local authority associations, meetings of council and policy making committees, area representation and public disclosure and compliance.

##### **ADMINISTRATION**

Corporate Support and Other Support Services (not otherwise attributed to the listed functions / activities).

##### **PUBLIC ORDER & SAFETY**

Fire protection, animal control, beach control, enforcement of local government regulations, emergency services, other.

##### **HEALTH**

Inspection, immunisations, food control, health centres, other, administration.

##### **ENVIRONMENT**

Noxious plants and insect/vermin control, other environmental protection, solid waste management, street cleaning, drainage, stormwater management.

##### **COMMUNITY SERVICES & EDUCATION**

Administration, family day care, child care, youth services, other family and children, aged and disabled, migrant services, Aboriginal services, other community services, education.

##### **HOUSING & COMMUNITY AMENITIES**

Housing, town planning, street lighting, other sanitation and garbage, public cemeteries, public conveniences,

##### **WATER SUPPLIES**

##### **SEWERAGE SERVICES**

##### **RECREATION & CULTURE**

Public libraries, museums, art galleries, community centres, public halls, other cultural services, swimming pools, sporting grounds, parks and gardens (lakes), other sport and recreation.

##### **MINING, MANUFACTURING & CONSTRUCTION**

Building control, abattoirs, quarries & pits, other.

##### **TRANSPORT & COMMUNICATION**

Urban roads, sealed rural roads, unsealed rural roads, bridges, footpaths, aerodromes, parking areas, bus shelters and services, water transport, RMS works, other.

##### **ECONOMIC AFFAIRS**

Camping areas, caravan parks, tourism and area promotion, industrial development promotion, saleyards and markets, real estate development, commercial nurseries, other business undertakings.

## Bogan Shire Council

### Notes to the Financial Statements for the financial year ended 30 June 2015

#### Note 3. Income from Continuing Operations

\$ '000	Notes	Actual 2015	Actual 2014
<b>(a) Rates &amp; Annual Charges</b>			
<b>Ordinary Rates</b>			
Residential		263	214
Farmland		1,591	1,521
Mining		550	527
Business		223	226
<b>Total Ordinary Rates</b>		<b>2,627</b>	<b>2,488</b>
<b>Special Rates</b>			
Nil			
<b>Annual Charges</b> (pursuant to s.496, s.496A, s.496B, s.501 & s.611)			
Domestic Waste Management Services		398	387
Water Supply Services		726	667
Sewerage Services		445	445
Waste Management Services (non-domestic)		80	79
<b>Total Annual Charges</b>		<b>1,649</b>	<b>1,578</b>
<b>TOTAL RATES &amp; ANNUAL CHARGES</b>		<b>4,276</b>	<b>4,066</b>

Council has used 2011 year valuations provided by the NSW Valuer General in calculating its rates.

## Bogan Shire Council

## Notes to the Financial Statements

for the financial year ended 30 June 2015

## Note 3. Income from Continuing Operations (continued)

\$ '000	Notes	Actual 2015	Actual 2014
<b>(b) User Charges &amp; Fees</b>			
<b>Specific User Charges</b> (per s.502 - Specific "actual use" charges)			
Water Supply Services		988	944
Sewerage Services		336	229
<b>Total User Charges</b>		<b>1,324</b>	<b>1,173</b>
<b>Other User Charges &amp; Fees</b>			
<b>(i) Fees &amp; Charges - Statutory &amp; Regulatory Functions</b> (per s.608)			
Building Regulation		1	1
Inspection Services		5	-
Planning & Building Regulation		76	46
Private Works - Section 67		57	128
Regulatory/ Statutory Fees		2	9
Registration Fees		-	1
Section 149 Certificates (EPA Act)		10	13
Section 603 Certificates		6	4
Other		2	-
<b>Total Fees &amp; Charges - Statutory/Regulatory</b>		<b>159</b>	<b>202</b>
<b>(ii) Fees &amp; Charges - Other (incl. General User Charges)</b> (per s.608)			
Admission & Service Fees		6	6
Cemeteries		34	18
Community Centres		1	-
Lease Rentals		-	1
Leaseback Fees - Council Vehicles		12	11
Library & Art Gallery		4	3
Museum		9	16
Park Rents		1	2
Reimbursements		230	143
RMS (formerly RTA) Charges (State Roads not controlled by Council)		2,926	2,661
Sundry Sales		3	-
Waste Disposal Tipping Fees		20	1
Other		3	-
Other		287	19
<b>Total Fees &amp; Charges - Other</b>		<b>3,536</b>	<b>2,881</b>
<b>TOTAL USER CHARGES &amp; FEES</b>		<b>5,019</b>	<b>4,256</b>

## Bogan Shire Council

## Notes to the Financial Statements

for the financial year ended 30 June 2015

## Note 3. Income from Continuing Operations (continued)

\$ '000	Notes	Actual 2015	Actual 2014
<b>(c) Interest &amp; Investment Revenue (incl. losses)</b>			
<b>Interest &amp; Dividends</b>			
- Interest on Overdue Rates & Annual Charges (incl. Special Purpose Rates)		30	41
- Interest earned on Investments (interest & coupon payment income)		228	239
<b>TOTAL INTEREST &amp; INVESTMENT REVENUE</b>		<b>258</b>	<b>280</b>
<b>Interest Revenue is attributable to:</b>			
<b>Unrestricted Investments/Financial Assets:</b>			
Overdue Rates & Annual Charges (General Fund)		30	41
General Council Cash & Investments		121	124
<b>Restricted Investments/Funds - External:</b>			
Water Fund Operations		39	49
Sewerage Fund Operations		68	66
<b>Total Interest &amp; Investment Revenue Recognised</b>		<b>258</b>	<b>280</b>
<b>(d) Other Revenues</b>			
Rental Income - Other Council Properties		111	95
Legal Fees Recovery - Rates & Charges (Extra Charges)		17	16
Legal Fees Recovery - Other		5	5
Insurance Policy Rebate		33	6
Sales - General		70	20
Sales - Scrap Metal		-	14
Other		8	10
<b>TOTAL OTHER REVENUE</b>		<b>244</b>	<b>166</b>

## Bogan Shire Council

## Notes to the Financial Statements

for the financial year ended 30 June 2015

## Note 3. Income from Continuing Operations (continued)

\$ '000	2015 Operating	2014 Operating	2015 Capital	2014 Capital
<b>(e) Grants</b>				
<b>General Purpose (Untied)</b>				
Financial Assistance - General Component	1	2,028	1,008	-
Financial Assistance - Local Roads Component	1	1,316	629	-
Pensioners' Rates Subsidies - General Component		27	-	-
<b>Total General Purpose</b>		<b>3,371</b>	<b>1,637</b>	<b>-</b>

<sup>1</sup> The Financial Assistance Grant for the comparative 13/14 year reflects a one off timing difference (reduction). This grant ceased being paid in advance in the 13/14 year by up to 50% as had occurred in previous years.

**Specific Purpose**

## Pensioners' Rates Subsidies:

- Water		9	-	-
- Sewerage		8	-	-
Aged Care		2	-	-
Bushfire & Emergency Services		149	154	-
Child Care		51	-	-
Clean Energy Future		-	-	13
Community Care		266	264	130
EHC & DA Tracking		25	-	-
Environmental Protection		-	2	-
Flood Plain Study		48	36	-
Heritage & Cultural		10	10	-
Library		23	22	-
Recreation & Culture		16	32	-
Street Lighting		15	15	-
Transport (Roads to Recovery)		800	942	-
Transport (Other Roads & Bridges Funding)		-	164	169
Wage Subsidy Apprentices		18	18	-
Youth Services		1	-	-
Other		1	5	-
<b>Total Specific Purpose</b>		<b>1,442</b>	<b>1,664</b>	<b>169</b>
<b>Total Grants</b>		<b>4,813</b>	<b>3,301</b>	<b>143</b>

**Grant Revenue is attributable to:**

- Commonwealth Funding		1,132	1,912	-
- State Funding		3,681	1,389	169
		<b>4,813</b>	<b>3,301</b>	<b>143</b>

## Bogan Shire Council

## Notes to the Financial Statements

for the financial year ended 30 June 2015

## Note 3. Income from Continuing Operations (continued)

\$ '000	2015 Operating	2014 Operating	2015 Capital	2014 Capital
<b>(f) Contributions</b>				
<b>Developer Contributions:</b>				
<b>(s93 &amp; s94 - EP&amp;A Act, s64 of the LGA):</b>				
Nil				
<b>Other Contributions:</b>				
Community Services	1	1	-	-
On Road Diesel Fuel Grant	65	65	-	-
Other Councils - Joint Works/Services	27	26	-	-
Recreation & Culture	1	6	-	-
Roads & Bridges	3	-	-	-
RMS Contributions (Regional Roads, Block Grant)	883	868	-	-
SES	-	-	100	-
<b>Total Other Contributions</b>	<b>980</b>	<b>966</b>	<b>100</b>	<b>-</b>
<b>Total Contributions</b>	<b>980</b>	<b>966</b>	<b>100</b>	<b>-</b>
<b><u>TOTAL GRANTS &amp; CONTRIBUTIONS</u></b>	<b><u>5,793</u></b>	<b><u>4,267</u></b>	<b><u>269</u></b>	<b><u>143</u></b>

\$ '000	Actual 2015	Actual 2014
<b>(g) Restrictions relating to Grants and Contributions</b>		
<b>Certain grants &amp; contributions are obtained by Council on condition that they be spent in a specified manner:</b>		
Unexpended at the Close of the Previous Reporting Period	225	642
<b>add:</b> Grants & contributions recognised in the current period but not yet spent:	486	225
<b>less:</b> Grants & contributions recognised in a previous reporting period now spent:	(225)	(642)
<b>Net Increase (Decrease) in Restricted Assets during the Period</b>	<b>261</b>	<b>(417)</b>
<b>Unexpended and held as Restricted Assets</b>	<b><u>486</u></b>	<b><u>225</u></b>
<b>Comprising:</b>		
- Specific Purpose Unexpended Grants	486	225
	<b><u>486</u></b>	<b><u>225</u></b>



## Bogan Shire Council

## Notes to the Financial Statements

for the financial year ended 30 June 2015

## Note 4. Expenses from Continuing Operations

\$ '000	Notes	Actual 2015	Actual 2014
<b>(a) Employee Benefits &amp; On-Costs</b>			
Salaries and Wages		4,164	4,092
Travelling		8	12
Employee Leave Entitlements (ELE)		753	702
Superannuation		532	448
Superannuation - Defined Contribution Plans		-	43
Workers' Compensation Insurance		131	104
Fringe Benefit Tax (FBT)		33	26
Training Costs (other than Salaries & Wages)		109	87
Protective Clothing		16	1
Other		21	30
<b>Total Employee Costs</b>		<b>5,767</b>	<b>5,545</b>
less: Capitalised Costs		(487)	(413)
<b>TOTAL EMPLOYEE COSTS EXPENSED</b>		<b>5,280</b>	<b>5,132</b>
Number of "Equivalent Full Time" Employees at year end		<b>66</b>	<b>55</b>
<b>(b) Borrowing Costs</b>			
<b>(i) Interest Bearing Liability Costs</b>			
Interest on Loans		1	-
<b>Total Interest Bearing Liability Costs Expensed</b>		<b>1</b>	<b>-</b>
<b>(ii) Other Borrowing Costs</b>			
Nil			
<b>TOTAL BORROWING COSTS EXPENSED</b>		<b>1</b>	<b>-</b>
<b>(c) Materials &amp; Contracts</b>			
Raw Materials & Consumables		2,504	1,244
Contractor & Consultancy Costs		2,348	2,953
Auditors Remuneration <sup>(1)</sup>		28	38
Legal Expenses:			
- Legal Expenses: Debt Recovery		30	22
- Legal Expenses: Other		15	17
Other		6	5
<b>TOTAL MATERIALS &amp; CONTRACTS</b>		<b>4,931</b>	<b>4,279</b>

continued on next page

## Bogan Shire Council

## Notes to the Financial Statements

for the financial year ended 30 June 2015

## Note 4. Expenses from Continuing Operations (continued)

\$ '000	Notes	Actual 2015	Actual 2014
---------	-------	----------------	----------------

## (c) Materials &amp; Contracts (continued)

**Auditor Remuneration**

During the year, the following fees were incurred for services provided by the Council's Auditor (& the Auditors of other Consolidated Entities):

**Audit and Other Assurance Services**

- Audit & review of financial statements: Council's Auditor		28	38
<b>Remuneration for audit and other assurance services</b>		<b>28</b>	<b>38</b>
<b>Total Auditor Remuneration</b>		<b>28</b>	<b>38</b>

\$ '000	Notes	Impairment Costs		Depreciation/Amortisation	
		Actual 2015	Actual 2014	Actual 2015	Actual 2014

## (d) Depreciation, Amortisation &amp; Impairment

Plant and Equipment	-	-	630	579	
Office Equipment	-	-	50	111	
Furniture & Fittings	-	-	2	2	
Buildings - Non Specialised	-	-	486	90	
Buildings - Specialised	-	-	90	479	
Other Structures	-	-	55	44	
Infrastructure:					
- Roads	-	-	1,435	1,436	
- Bridges	-	-	95	94	
- Footpaths	-	-	42	42	
- Stormwater Drainage	-	-	5	5	
- Water Supply Network	-	-	427	418	
- Sewerage Network	-	-	85	84	
<b>TOTAL DEPRECIATION &amp; IMPAIRMENT COSTS EXPENSED</b>		<b>-</b>	<b>-</b>	<b>3,402</b>	<b>3,384</b>

## Bogan Shire Council

### Notes to the Financial Statements

for the financial year ended 30 June 2015

#### Note 4. Expenses from Continuing Operations (continued)

\$ '000	Notes	Actual 2015	Actual 2014
<b>(e) Other Expenses</b>			
Other Expenses for the year include the following:			
Advertising		28	15
Bad & Doubtful Debts		(8)	(2)
Bank Charges		19	16
Cleaning		46	36
Computer Software Charges		64	101
Contributions/Levies to Other Levels of Government		-	58
Councillor Expenses - Mayoral Fee		18	19
Councillor Expenses - Councillors' Fees		73	78
Councillors' Expenses (incl. Mayor) - Other (excluding fees above)		11	20
Donations, Contributions & Assistance to other organisations (Section 356)		183	153
Electricity & Heating		190	211
Insurance		404	402
Office Expenses (including computer expenses)		31	6
Postage		11	9
Printing & Stationery		34	45
Street Lighting		80	132
Subscriptions & Publications		53	20
Telephone & Communications		52	52
Valuation Fees		18	17
Other		31	38
<b><u>TOTAL OTHER EXPENSES</u></b>		<b><u>1,338</u></b>	<b><u>1,426</u></b>

#### Note 5. Gains or Losses from the Disposal of Assets

<b>Plant &amp; Equipment</b>			
Proceeds from Disposal - Plant & Equipment		238	178
less: Carrying Amount of P&E Assets Sold / Written Off		(188)	(223)
<b>Net Gain/(Loss) on Disposal</b>		<b><u>50</u></b>	<b><u>(45)</u></b>
<b>Financial Assets*</b>			
Proceeds from Disposal / Redemptions / Maturities - Financial Assets		4,600	15
less: Carrying Amount of Financial Assets Sold / Redeemed / Matured		(4,600)	(15)
<b>Net Gain/(Loss) on Disposal</b>		<b><u>-</u></b>	<b><u>-</u></b>
<b><u>NET GAIN/(LOSS) ON DISPOSAL OF ASSETS</u></b>		<b><u>50</u></b>	<b><u>(45)</u></b>

## Bogan Shire Council

## Notes to the Financial Statements

for the financial year ended 30 June 2015

## Note 6a. - Cash Assets and Note 6b. - Investments

\$ '000	Notes	2015 Actual Current	2015 Actual Non Current	2014 Actual Current	2014 Actual Non Current
<b>Cash &amp; Cash Equivalents (Note 6a)</b>					
Cash on Hand and at Bank		111	-	66	-
Cash-Equivalent Assets <sup>1</sup>					
- Deposits at Call		3,219	-	1,959	-
<b>Total Cash &amp; Cash Equivalents</b>		<b>3,330</b>	<b>-</b>	<b>2,025</b>	<b>-</b>
<b>Investments (Note 6b)</b>					
- Long Term Deposits		5,300	-	5,300	-
<b>Total Investments</b>		<b>5,300</b>	<b>-</b>	<b>5,300</b>	<b>-</b>
<b>TOTAL CASH ASSETS, CASH EQUIVALENTS &amp; INVESTMENTS</b>		<b>8,630</b>	<b>-</b>	<b>7,325</b>	<b>-</b>

<sup>1</sup> Those Investments where time to maturity (from date of purchase) is < 3 mths.

**Cash, Cash Equivalents & Investments were  
classified at year end in accordance with  
AASB 139 as follows:**

**Cash & Cash Equivalents**

a. "At Fair Value through the Profit & Loss"		3,330	-	2,025	-
--	--	-------	---	-------	---

**Investments**

b. "Held to Maturity"	6(b-i)	5,300	-	5,300	-
<b>Investments</b>		<b>5,300</b>	<b>-</b>	<b>5,300</b>	<b>-</b>

Refer to Note 27 - Fair Value Measurement for information regarding the fair value of investments held.

**Note 6(b-i)**

**Reconciliation of Investments  
classified as "Held to Maturity"**

Balance at the Beginning of the Year		5,300	-	1,815	-
Additions		4,600	-	3,500	-
Disposals (sales & redemptions)		(4,600)	-	(15)	-
<b>Balance at End of Year</b>		<b>5,300</b>	<b>-</b>	<b>5,300</b>	<b>-</b>
<b>Comprising:</b>					
- Long Term Deposits		5,300	-	5,300	-
<b>Total</b>		<b>5,300</b>	<b>-</b>	<b>5,300</b>	<b>-</b>

## Bogan Shire Council

## Notes to the Financial Statements

for the financial year ended 30 June 2015

## Note 6c. Restricted Cash, Cash Equivalents &amp; Investments - Details

\$ '000	2015	2015	2014	2014
	Actual Current	Actual Non Current	Actual Current	Actual Non Current
Total Cash, Cash Equivalents and Investments	8,630	-	7,325	-
<b>attributable to:</b>				
External Restrictions (refer below)	4,234	-	3,694	-
Internal Restrictions (refer below)	2,408	-	2,236	-
Unrestricted	1,988	-	1,395	-
	<b>8,630</b>	<b>-</b>	<b>7,325</b>	<b>-</b>

2015 \$ '000	Opening Balance	Transfers to Restrictions	Transfers from Restrictions	Closing Balance
-----------------	--------------------	------------------------------	--------------------------------	--------------------

## Details of Restrictions

## External Restrictions - Included in Liabilities

Nil

## External Restrictions - Other

Specific Purpose Unexpended Grants (A)	225	1,107	(846)	486
Water Supplies (B)	1,307	-	(3)	1,304
Sewerage Services (B)	2,162	282	-	2,444
<b>External Restrictions - Other</b>	<b>3,694</b>	<b>1,389</b>	<b>(849)</b>	<b>4,234</b>
<b>Total External Restrictions</b>	<b>3,694</b>	<b>1,389</b>	<b>(849)</b>	<b>4,234</b>

## Internal Restrictions

Plant & Vehicle Replacement	200	440	-	640
Employees Leave Entitlement	305	11	-	316
Carry Over Works	838	550	(768)	620
Bush Mobile Service	37	5	-	42
Council Building Reserve	495	-	(14)	481
Future Infrastructure fund	26	-	(18)	8
Museum	15	10	(8)	17
Pool	188	-	(188)	-
Roads & Ancillary Services	19	199	-	218
Village Amenities	74	24	(69)	29
Other	39	-	(2)	37
<b>Total Internal Restrictions</b>	<b>2,236</b>	<b>1,239</b>	<b>(1,067)</b>	<b>2,408</b>
<b>TOTAL RESTRICTIONS</b>	<b>5,930</b>	<b>2,628</b>	<b>(1,916)</b>	<b>6,642</b>

A Grants which are not yet expended for the purposes for which the grants were obtained. (refer Note 1)

B Water, Sewerage, Domestic Waste Management (DWM) & other Special Rates/Levies/Charges are externally restricted assets and must be applied for the purposes for which they were raised.

## Bogan Shire Council

## Notes to the Financial Statements

for the financial year ended 30 June 2015

## Note 7. Receivables

\$ '000	Notes	2015		2014	
		Current	Non Current	Current	Non Current
<b>Purpose</b>					
Rates & Annual Charges		195	112	258	105
Interest & Extra Charges		39	6	44	6
User Charges & Fees		824	-	591	73
Capital Debtors (being sale of assets)					
- Other Asset Sales		29	-	-	-
Accrued Revenues					
- Interest on Investments		42	-	33	-
Government Grants & Subsidies		158	-	99	-
Deferred Debtors		10	42	9	-
Net GST Receivable		53	-	69	-
<b>Total</b>		<b>1,350</b>	<b>160</b>	<b>1,103</b>	<b>184</b>
<b>less: Provision for Impairment</b>					
Rates & Annual Charges		(40)	-	-	(32)
Interest & Extra Charges		(14)	-	-	(23)
User Charges & Fees		-	-	-	(6)
<b>Total Provision for Impairment - Receivables</b>		<b>(54)</b>	<b>-</b>	<b>-</b>	<b>(61)</b>
<b>TOTAL NET RECEIVABLES</b>		<b>1,296</b>	<b>160</b>	<b>1,103</b>	<b>123</b>
<b>Externally Restricted Receivables</b>					
<b>Water Supply</b>					
- Rates & Availability Charges		41	40	73	30
- Other		261	-	210	-
<b>Sewerage Services</b>					
- Rates & Availability Charges		37	5	36	14
- Other		63	-	56	-
<b>Domestic Waste Management</b>		<b>70</b>	<b>-</b>	<b>83</b>	<b>-</b>
<b>Total External Restrictions</b>		<b>472</b>	<b>45</b>	<b>458</b>	<b>44</b>
<b>Internally Restricted Receivables</b>					
Nil					
<b>Unrestricted Receivables</b>		<b>824</b>	<b>115</b>	<b>645</b>	<b>79</b>
<b>TOTAL NET RECEIVABLES</b>		<b>1,296</b>	<b>160</b>	<b>1,103</b>	<b>123</b>

**Notes on Debtors above:**

- (i) Rates & Annual Charges Outstanding are secured against the property.
- (ii) Doubtful Rates Debtors are provided for where the value of the property is less than the debt outstanding.  
An allowance for other doubtful debts is made when there is objective evidence that a receivable is impaired.
- (iii) Interest was charged on overdue rates & charges at 8.50% (2014 9.00%).  
Generally all other receivables are non interest bearing.
- (iv) Please refer to Note 15 for issues concerning Credit Risk and Fair Value disclosures.

## Bogan Shire Council

### Notes to the Financial Statements for the financial year ended 30 June 2015

#### Note 8. Inventories & Other Assets

\$ '000	Notes	2015		2014	
		Current	Non Current	Current	Non Current
<b>Inventories</b>					
Stores & Materials		361	-	248	-
<b>Total Inventories</b>		<b>361</b>	<b>-</b>	<b>248</b>	<b>-</b>
<b>Other Assets</b>					
Prepayments		31	-	-	-
<b>Total Other Assets</b>		<b>31</b>	<b>-</b>	<b>-</b>	<b>-</b>
<b>TOTAL INVENTORIES/OTHER ASSETS</b>		<b>392</b>	<b>-</b>	<b>248</b>	<b>-</b>

#### Externally Restricted Assets

There are no restrictions applicable to the above assets.

#### Other Disclosures

#### Inventory Write Downs

There were no amounts recognised as an expense relating to the write down of Inventory balances held during the year.

Refer to Note 27 - Fair Value Measurement for information regarding the fair value of other assets held.

## Bogan Shire Council

## Notes to the Financial Statements

for the financial year ended 30 June 2015

## Note 9a. Infrastructure, Property, Plant &amp; Equipment

\$ '000	as at 30/6/2014					Asset Movements during the Reporting Period					as at 30/6/2015				
	At Cost	At Fair Value	Accumulated		Carrying Value	Asset Additions	WDV of Asset Disposals	Depreciatio n Expense	Adjustment s & Transfers	Revaluation Increments to Equity (ARR)	At Cost	At Fair Value	Accumulated		Carrying Value
			Dep'n	Impairment									Dep'n	Impairment	
Plant & Equipment	-	8,638	4,413	-	4,225	546	(188)	(630)	-	-	-	8,799	4,845	-	3,954
Office Equipment	-	547	460	-	87	60	-	(50)	-	-	-	606	510	-	96
Furniture & Fittings	-	254	125	-	129	19	-	(2)	-	-	-	274	127	-	147
<b>Land:</b>															
- Operational Land	-	225	-	-	225	-	-	-	-	-	-	225	-	-	225
- Community Land	-	2,401	-	-	2,401	-	-	-	-	-	-	2,401	-	-	2,401
Buildings - Non Specialised	-	19,340	11,044	-	8,296	578	-	(486)	(387)	-	-	20,009	12,009	-	8,000
Buildings - Specialised	-	3,140	2,338	-	802	-	-	(90)	387	-	-	3,618	2,519	-	1,099
Other Structures	-	2,147	862	-	1,285	250	-	(55)	-	-	-	2,442	961	-	1,481
<b>Infrastructure:</b>															
- Roads	-	84,246	16,568	-	67,678	1,469	-	(1,435)	-	-	-	87,150	19,438	-	67,712
- Bridges	-	11,689	1,767	-	9,922	-	-	(95)	-	-	-	11,784	1,956	-	9,828
- Footpaths	-	3,339	1,257	-	2,082	-	-	(42)	-	-	-	3,382	1,342	-	2,040
- Bulk Earthworks (non-depreciable)	-	65,095	-	-	65,095	-	-	-	-	-	-	65,095	-	-	65,095
- Stormwater Drainage	-	7,232	141	-	7,091	-	-	(5)	-	-	-	7,237	152	-	7,085
- Water Supply Network	-	31,718	17,917	-	13,801	182	-	(427)	-	207	-	32,375	18,613	-	13,762
- Sewerage Network	-	10,819	3,731	-	7,088	27	-	(85)	-	113	-	11,015	3,872	-	7,143
<b>Other Assets:</b>															
- Library Books	-	16	16	-	-	-	-	-	-	-	-	16	16	-	-
- Other	-	154	154	-	-	-	-	-	-	-	-	154	154	-	-
<b>TOTAL INFRASTRUCTURE, PROPERTY, PLANT &amp; EQUIP.</b>	-	<b>251,000</b>	<b>60,793</b>	-	<b>190,207</b>	<b>3,131</b>	<b>(188)</b>	<b>(3,402)</b>	-	<b>320</b>	-	<b>256,582</b>	<b>66,514</b>	-	<b>190,068</b>

Additions to Buildings & Infrastructure Assets are made up of Asset Renewals (\$1,656) and New Assets (\$850).

Renewals are defined as the replacement of existing assets (as opposed to the acquisition of new assets).

Refer to Note 27 - Fair Value Measurement for information regarding the fair value of other Infrastructure, Property, Plant & Equipment.



## Bogan Shire Council

Notes to the Financial Statements  
for the financial year ended 30 June 2015

## Note 9b. Externally Restricted Infrastructure, Property, Plant &amp; Equipment

\$ '000 Class of Asset	Actual 2015				Actual 2014			
	At Cost	At Fair Value	A/Dep & Impairm't	Carrying Value	At Cost	At Fair Value	A/Dep & Impairm't	Carrying Value
<b>Water Supply</b>								
Infrastructure	-	32,375	18,612	<b>13,763</b>	-	31,718	17,917	<b>13,801</b>
<b>Total Water Supply</b>	-	<b>32,375</b>	<b>18,612</b>	<b>13,763</b>	-	<b>31,718</b>	<b>17,917</b>	<b>13,801</b>
<b>Sewerage Services</b>								
Infrastructure	-	11,015	3,872	<b>7,143</b>	-	10,819	3,731	<b>7,088</b>
<b>Total Sewerage Services</b>	-	<b>11,015</b>	<b>3,872</b>	<b>7,143</b>	-	<b>10,819</b>	<b>3,731</b>	<b>7,088</b>
<b>Domestic Waste Management</b>								
Plant & Equipment	-	491	251	<b>240</b>	-	491	221	<b>270</b>
<b>Total DWM</b>	-	<b>491</b>	<b>251</b>	<b>240</b>	-	<b>491</b>	<b>221</b>	<b>270</b>
<b>TOTAL RESTRICTED I,PP&amp;E</b>	-	<b>43,881</b>	<b>22,735</b>	<b>21,146</b>	-	<b>43,028</b>	<b>21,869</b>	<b>21,159</b>

## Note 9c. Infrastructure, Property, Plant &amp; Equipment - Current Year Impairments

---

Council has recognised no impairment losses during the reporting period nor reversed any prior period losses.

## Bogan Shire Council

## Notes to the Financial Statements

for the financial year ended 30 June 2015

## Note 10a. Payables, Borrowings &amp; Provisions

\$ '000	Notes	2015		2014	
		Current	Non Current	Current	Non Current
<b>Payables</b>					
Goods & Services - operating expenditure		505	-	91	-
Goods & Services - capital expenditure		73	-	28	-
Accrued Expenses:					
- Salaries & Wages		49	-	119	-
- Other Expenditure Accruals		10	-	147	-
Advances - Debtor		50	-	-	-
Security Bonds, Deposits & Retentions		3	-	-	-
Bogan Bush Mobile		42	-	-	-
<b>Total Payables</b>		<b>732</b>	<b>-</b>	<b>385</b>	<b>-</b>
<b>Borrowings</b>					
Loans - Secured <sup>1</sup>		2	-	2	-
<b>Total Borrowings</b>		<b>2</b>	<b>-</b>	<b>2</b>	<b>-</b>
<b>Provisions</b>					
<b>Employee Benefits:</b>					
Annual Leave		579	-	524	-
Long Service Leave		704	-	620	79
Other Leave		15	-	24	-
<b>Total Provisions</b>		<b>1,298</b>	<b>-</b>	<b>1,168</b>	<b>79</b>
<b>Total Payables, Borrowings &amp; Provisions</b>		<b>2,032</b>	<b>-</b>	<b>1,555</b>	<b>79</b>
<b>(i) Liabilities relating to Restricted Assets</b>					
		2015		2014	
		Current	Non Current	Current	Non Current
<b>Externally Restricted Assets</b>					
Water		46	-	-	-
Sewer		2	-	-	-
Liabilities relating to externally restricted assets		48	-	-	-
<b>Internally Restricted Assets</b>					
Nil					
<b>Total Liabilities relating to restricted assets</b>		48	-	-	-
<b>Total Liabilities relating to Unrestricted Assets</b>		1,984	-	1,555	79
<b>TOTAL PAYABLES, BORROWINGS &amp; PROVISIONS</b>		<b>2,032</b>	<b>-</b>	<b>1,555</b>	<b>79</b>

<sup>1</sup> Loans are secured over the General Rating Income of Council

Disclosures on Liability Interest Rate Risk Exposures, Fair Value Disclosures & Security can be found in Note 15.

## Bogan Shire Council

### Notes to the Financial Statements for the financial year ended 30 June 2015

#### Note 10a. Payables, Borrowings & Provisions (continued)

\$ '000	Actual 2015	Actual 2014
---------	----------------	----------------

#### (ii) Current Liabilities not anticipated to be settled within the next 12 months

The following Liabilities, even though classified as current, are not expected to be settled in the next 12 months.

Provisions - Employees Benefits	952	724
	<u>952</u>	<u>724</u>

## Bogan Shire Council

## Notes to the Financial Statements

for the financial year ended 30 June 2015

## Note 11. Statement of Cash Flows - Additional Information

\$ '000	Notes	Actual 2015	Actual 2014
<b>(a) Reconciliation of Cash Assets</b>			
Total Cash & Cash Equivalent Assets	6a	3,330	2,025
Less Bank Overdraft	10	-	-
<b>BALANCE as per the STATEMENT of CASH FLOWS</b>		<b>3,330</b>	<b>2,025</b>
<b>(b) Reconciliation of Net Operating Result to Cash provided from Operating Activities</b>			
<b>Net Operating Result from Income Statement</b>		<b>944</b>	<b>(1,092)</b>
<b>Adjust for non cash items:</b>			
Depreciation & Amortisation		3,402	3,384
Net Losses/(Gains) on Disposal of Assets		(50)	45
- Other (correction of discrepancy between asset register and ledger)		(135)	-
Share of Net (Profits) or Losses of Associates/Joint Ventures		13	4
<b>+/- Movement in Operating Assets and Liabilities &amp; Other Cash Items:</b>			
Decrease/(Increase) in Receivables		(151)	(70)
Increase/(Decrease) in Provision for Doubtful Debts		(7)	(10)
Decrease/(Increase) in Inventories		(113)	5
Decrease/(Increase) in Other Assets		(31)	157
Increase/(Decrease) in Payables		414	7
Increase/(Decrease) in accrued Interest Payable		-	(3)
Increase/(Decrease) in other accrued Expenses Payable		(207)	(14)
Increase/(Decrease) in Other Liabilities		95	(3)
Increase/(Decrease) in Employee Leave Entitlements		51	28
<b>NET CASH PROVIDED FROM/(USED IN) OPERATING ACTIVITIES from the STATEMENT of CASH FLOWS</b>		<b>4,225</b>	<b>2,438</b>
<b>(c) Non-Cash Investing &amp; Financing Activities</b>			
Nil			
<b>(d) Financing Arrangements</b>			
<b>(i) Unrestricted access was available at balance date to the following lines of credit:</b>			
Bank Overdraft Facilities <sup>(1)</sup>		200	200
Credit Cards / Purchase Cards		20	20
<b>Total Financing Arrangements</b>		<b>220</b>	<b>220</b>

1. The Bank overdraft facility may be drawn at any time and may be terminated by the bank without notice.

Interest rates on overdrafts are Interest Rates on Loans & Other Payables are disclosed in Note 15.

**(ii) Secured Loan Liabilities**

Loans are secured by a mortgage over future years Rate Revenue only.

## Bogan Shire Council

### Notes to the Financial Statements

for the financial year ended 30 June 2015

#### Note 12. Commitments for Expenditure

\$ '000	Notes	Actual 2015	Actual 2014
<b>(a) Capital Commitments (exclusive of GST)</b>			
Capital expenditure committed for at the reporting date but not recognised in the financial statements as liabilities:			
<b>Property, Plant &amp; Equipment</b>			
Plant & Equipment		-	180
Construction of New Waste Cell at Nyngan		-	400
SES Shed Contribution		75	-
<b>Total Commitments</b>		<b>75</b>	<b>580</b>
<b>These expenditures are payable as follows:</b>			
Within the next year		75	580
<b>Total Payable</b>		<b>75</b>	<b>580</b>
<b>Sources for Funding of Capital Commitments:</b>			
Unrestricted General Funds		75	580
<b>Total Sources of Funding</b>		<b>75</b>	<b>580</b>

#### (b) Finance Lease Commitments

Nil

#### (c) Operating Lease Commitments (Non Cancellable)

Nil

#### (d) Investment Property Commitments

Nil

#### (e) Investment in Joint Operations - Commitments

For Capital Commitments and Other Commitments relating to Investments in Joint Operations, refer to Note 19 (c)

## Bogan Shire Council

## Notes to the Financial Statements

for the financial year ended 30 June 2015

## Note 13a(i). Statement of Performance Measurement - Indicators (Consolidated)

\$ '000	Amounts 2015	Indicator 2015	Prior Periods 2014 2013	
<b>Local Government Industry Indicators - Consolidated</b>				
<b>1. Operating Performance Ratio</b>				
Total continuing operating revenue <sup>(1)</sup>				
<u>(excl. Capital Grants &amp; Contributions) - Operating Expenses</u>	<u>638</u>	4.09%	-9.10%	-3.81%
Total continuing operating revenue <sup>(1)</sup>	15,590			
(excl. Capital Grants & Contributions)				
<b>2. Own Source Operating Revenue Ratio</b>				
Total continuing operating revenue <sup>(1)</sup>				
<u>(excl. ALL Grants &amp; Contributions)</u>	<u>9,797</u>	61.78%	66.54%	53.76%
Total continuing operating revenue <sup>(1)</sup>	15,859			
<b>3. Unrestricted Current Ratio</b>				
Current Assets less all External Restrictions <sup>(2)</sup>	<u>5,612</u>	5.44x	5.44	6.81
Current Liabilities less Specific Purpose Liabilities <sup>(3, 4)</sup>	<u>1,032</u>			
<b>4. Debt Service Cover Ratio</b>				
Operating Result <sup>(1)</sup> before capital excluding interest and depreciation / impairment / amortisation	<u>4,041</u>	4041.00x	2197.60	98.22
Principal Repayments (from the Statement of Cash Flows)	1			
+ Borrowing Costs (from the Income Statement)				
<b>5. Rates, Annual Charges, Interest &amp; Extra Charges Outstanding Percentage</b>				
Rates, Annual and Extra Charges Outstanding	<u>298</u>	6.37%	7.80%	10.53%
Rates, Annual and Extra Charges Collectible	<u>4,681</u>			
<b>6. Cash Expense Cover Ratio</b>				
Current Year's Cash and Cash Equivalents				
<u>+ All Term Deposits</u>	<u>8,630</u>	8.51 mths	7.64	8.85
Payments from cash flow of operating and financing activities	1,015			

## Notes

(1) Excludes fair value adjustments and reversal of revaluation decrements, net gain/(loss) on sale of assets and the net share of interests in joint ventures & associates.

(2) Refer Notes 6-8 inclusive.

Also excludes any real estate & land for resale not expected to be sold in the next 12 months

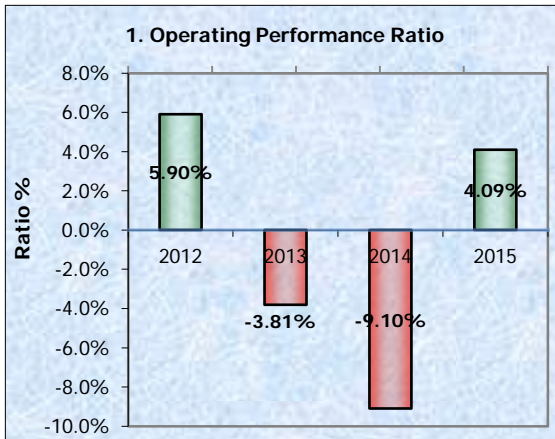
(3) Refer to Note 10(a).

(4) Refer to Note 10(a)(ii) - excludes all payables & provisions not expected to be paid in the next 12 months (incl. ELE).

# Bogan Shire Council

## Notes to the Financial Statements for the financial year ended 30 June 2015

### Note 13a(ii). Local Government Industry Indicators - Graphs (Consolidated)



**Purpose of Operating Performance Ratio**

This ratio measures Council's achievement of containing operating expenditure within operating revenue.

**Commentary on 2014/15 Result**

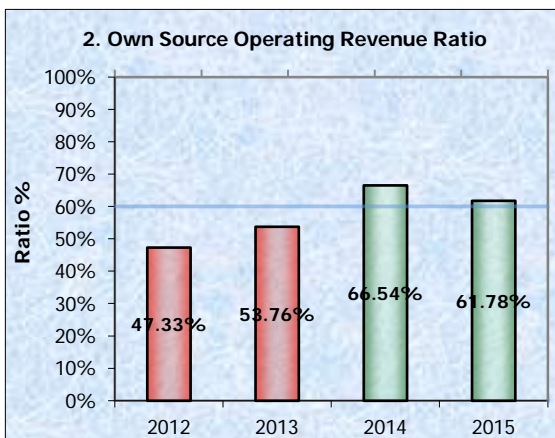
**2014/15 Ratio 4.09%**

Due to strong growth in user charges for RMS road construction and increased water sewer usage charges

Benchmark: Minimum  $\geq 0.00\%$

Source for Benchmark: Code of Accounting Practice and Financial Reporting #23

Ratio is within Benchmark  
 Ratio is outside Benchmark



**Purpose of Own Source Operating Revenue Ratio**

This ratio measures fiscal flexibility. It is the degree of reliance on external funding sources such as operating grants & contributions.

**Commentary on 2014/15 Result**

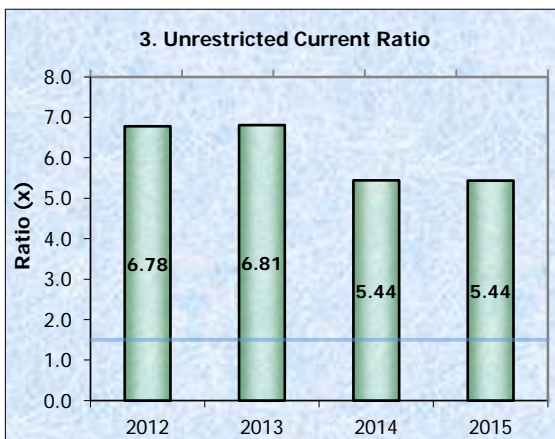
**2014/15 Ratio 61.78%**

This has dropped slightly from 2013/14 due to receiving a full year of FAG's in 2014/15. This is above the benchmark of 60% mainly due to strong water and sewer charges and income from RMS tendered works.

Benchmark: Minimum  $\geq 60.00\%$

Source for Benchmark: Code of Accounting Practice and Financial Reporting #23

Ratio is within Benchmark  
 Ratio is outside Benchmark



**Purpose of Unrestricted Current Ratio**

To assess the adequacy of working capital and its ability to satisfy obligations in the short term for the unrestricted activities of Council.

**Commentary on 2014/15 Result**

**2014/15 Ratio 5.44x**

Due to higher cash and the reclassification of staff leave provisions from current to non-current liabilities.

Benchmark: Minimum  $\geq 1.50$

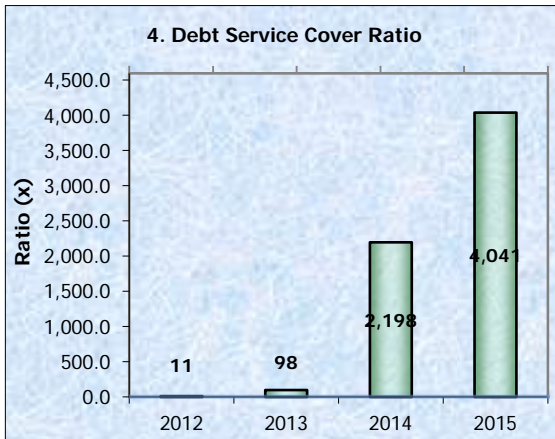
Source for Benchmark: Code of Accounting Practice and Financial Reporting #23

Ratio is within Benchmark  
 Ratio is outside Benchmark

# Bogan Shire Council

## Notes to the Financial Statements for the financial year ended 30 June 2015

### Note 13a(ii). Local Government Industry Indicators - Graphs (Consolidated)



**Purpose of Debt Service Cover Ratio**

This ratio measures the availability of operating cash to service debt including interest, principal and lease payments



**Commentary on 2014/15 Result**

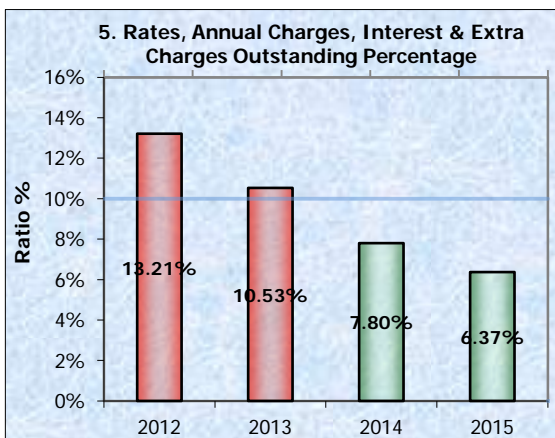
**2014/15 Ratio 4041.00x**

Due to loans having been repaid.

Benchmark: ——— Minimum  $\geq 2.00$

Source for Benchmark: Code of Accounting Practice and Financial Reporting #23

 Ratio is within Benchmark  
 Ratio is outside Benchmark



**Purpose of Rates & Annual Charges Outstanding Ratio**

To assess the impact of uncollected rates and annual charges on Council's liquidity and the adequacy of recovery efforts.



**Commentary on 2014/15 Result**

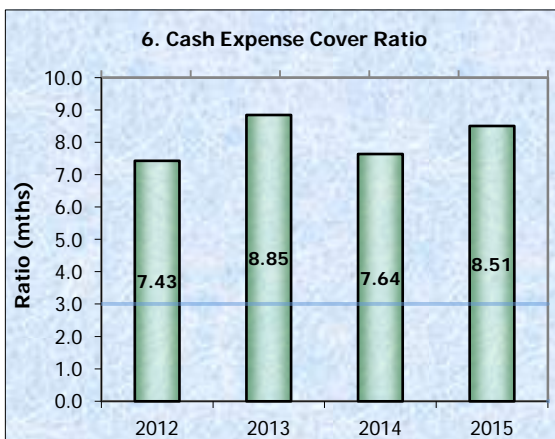
**2014/15 Ratio 6.37%**

This ratio has improved due to stronger collection of general rates and charges and water and sewer charges.

Benchmark: ——— Maximum  $< 10.00\%$

Source for Benchmark: Code of Accounting Practice and Financial Reporting #23

 Ratio is within Benchmark  
 Ratio is outside Benchmark



**Purpose of Cash Expense Cover Ratio**

This liquidity ratio indicates the number of months a Council can continue paying for its immediate expenses without additional cash inflow.



**Commentary on 2014/15 Result**

**2014/15 Ratio 8.51 mths**

Due to additional cash generated through Council operations.

Benchmark: ——— Minimum  $\geq 3.00$

Source for Benchmark: Code of Accounting Practice and Financial Reporting #23

 Ratio is within Benchmark  
 Ratio is outside Benchmark



## Bogan Shire Council

## Notes to the Financial Statements

for the financial year ended 30 June 2015

## Note 13b. Statement of Performance Measurement - Indicators (by Fund)

\$ '000	Water 2015	Sewer 2015	General <sup>5</sup> 2015
<b>Local Government Industry Indicators - by Fund</b>			
<b>1. Operating Performance Ratio</b>			
Total continuing operating revenue <sup>(1)</sup>			
<u>(excl. Capital Grants &amp; Contributions) - Operating Expenses</u>	<b>-2.29%</b>	<b>38.97%</b>	<b>2.86%</b>
Total continuing operating revenue <sup>(1)</sup>			
(excl. Capital Grants & Contributions)	prior period: -7.75%	32.35%	-12.27%
<b>2. Own Source Operating Revenue Ratio</b>			
Total continuing operating revenue <sup>(1)</sup>			
<u>(excl. ALL Grants &amp; Contributions)</u>	<b>89.33%</b>	<b>99.07%</b>	<b>54.36%</b>
Total continuing operating revenue <sup>(1)</sup>			
	prior period: 92.03%	100.00%	59.83%
<b>3. Unrestricted Current Ratio</b>			
<u>Current Assets less all External Restrictions <sup>(2)</sup></u>	<b>34.91x</b>	<b>1272.00x</b>	<b>5.44x</b>
Current Liabilities less Specific Purpose Liabilities <sup>(3, 4)</sup>			
	prior period: No Liabilities	No Liabilities	5.44
<b>4. Debt Service Cover Ratio</b>			
<u>Operating Result <sup>(1)</sup> before capital excluding interest and depreciation / impairment / amortisation</u>	<b>0.00</b>	<b>0.00</b>	<b>3247.00x</b>
Principal Repayments (from the Statement of Cash Flows) + Borrowing Costs (from the Income Statement)			
	prior period: 0.00	0.00	1597.60
<b>5. Rates, Annual Charges, Interest &amp; Extra Charges Outstanding Percentage</b>			
<u>Rates, Annual and Extra Charges Outstanding</u>	<b>7.96%</b>	<b>9.42%</b>	<b>5.44%</b>
Rates, Annual and Extra Charges Collectible			
	prior period: 14.78%	11.31%	5.94%
<b>6. Cash Expense Cover Ratio</b>			
<u>Current Year's Cash and Cash Equivalents + All Term Deposits</u>	<b>0.00</b>	<b>0.00</b>	<b>6.78</b>
Payments from cash flow of operating and financing activities			<b>mths</b>
	prior period: 0.00	0.00	6.11

## Notes

(1) - (4) Refer to Notes at Note 13a(i) above.

(5) General Fund refers to all of Council's activities except for its Water &amp; Sewer activities which are listed separately.

## Bogan Shire Council

### Notes to the Financial Statements

for the financial year ended 30 June 2015

#### Note 14. Investment Properties

\$ '000

Council has not classified any Land or Buildings as "Investment Properties"

#### Note 15. Financial Risk Management

##### Risk Management

Council's activities expose it to a variety of financial risks including **(1)** price risk, **(2)** credit risk, **(3)** liquidity risk and **(4)** interest rate risk.

The Council's overall risk management program focuses on the unpredictability of financial markets and seeks to minimise potential adverse effects on the financial performance of the Council.

Council does not engage in transactions expressed in foreign currencies and is therefore not subject to foreign currency risk.

Financial risk management is carried out by Council's Finance Section under policies approved by the Council.

A comparison by category of the carrying amounts and fair values of Council's Financial Assets & Financial Liabilities recognised in the financial statements is presented below.

	Carrying Value		Fair Value	
	2015	2014	2015	2014
<b>Financial Assets</b>				
Cash and Cash Equivalents	3,330	2,025	3,330	2,025
Investments				
- "Held to Maturity"	5,300	5,300	5,300	5,300
Receivables	1,456	1,226	1,456	1,226
<b>Total Financial Assets</b>	<b>10,086</b>	<b>8,551</b>	<b>10,086</b>	<b>8,551</b>
<b>Financial Liabilities</b>				
Payables	732	385	732	385
Loans / Advances	2	2	2	2
<b>Total Financial Liabilities</b>	<b>734</b>	<b>387</b>	<b>734</b>	<b>387</b>

Fair Value is determined as follows:

- **Cash & Cash Equivalents, Receivables, Payables** - are estimated to be the carrying value which approximates mkt value.
- **Borrowings & Held to Maturity Investments** - are based upon estimated future cash flows discounted by the current market interest rates applicable to assets & liabilities with similar risk profiles, unless quoted market prices are available.
- Financial Assets classified (i) "**at fair value through profit & loss**" or (ii) **Available for Sale** - are based upon quoted market prices (in active markets for identical investments) at the reporting date or independent valuation.

Refer to Note 27 - Fair Value Measurement for information regarding the fair value of financial assets & liabilities

## Bogan Shire Council

### Notes to the Financial Statements

for the financial year ended 30 June 2015

#### Note 15. Financial Risk Management (continued)

\$ '000

##### (a) Cash & Cash Equivalents, Financial assets 'at fair value through the profit & Loss' "Available-for-sale" financial assets & "Held-to-maturity" Investments

Council's objective is to maximise its return on cash & investments whilst maintaining an adequate level of liquidity and preserving capital.

Council's Finance area manages the Cash & Investments portfolio with the assistance of independent advisors.

Council has an Investment Policy which complies with the Local Government Act & Minister's Investment Order. This Policy is regularly reviewed by Council and it's staff and an Investment Report is tabled before Council on a monthly basis setting out the portfolio breakup and its performance.

The risks associated with the investments held are:

- **Price Risk** - the risk that the capital value of Investments may fluctuate due to changes in market prices, whether there changes are caused by factors specific to individual financial instruments or their issuers or are caused by factors affecting similar instruments traded in a market.
- **Interest Rate Risk** - the risk that movements in interest rates could affect returns and income.
- **Credit Risk** - the risk that the investment counterparty) will not complete their obligations particular to a financial instrument, resulting in a financial loss to Council - be it of a capital or income nature.

Council manages these risks (amongst other measures) by diversifying its portfolio and only purchasing investments with high credit ratings or capital guarantees.

The following represents a summary of the sensitivity of Council's Income Statement and Accumulated Surplus (for the reporting period) due to a change in either the price of a financial asset or the interest rates applicable.

It is assumed that the change in interest rates would have been constant throughout the reporting period.

	Increase of Values/Rates		Decrease of Values/Rates	
	Profit	Equity	Profit	Equity
<b>2015</b>				
Possible impact of a 1% movement in Interest Rates	53	53	(53)	(53)
<b>2014</b>				
Possible impact of a 1% movement in Interest Rates	73	73	(73)	(73)

## Bogan Shire Council

### Notes to the Financial Statements

for the financial year ended 30 June 2015

#### Note 15. Financial Risk Management (continued)

\$ '000

##### (b) Receivables

Council's major receivables comprise **(i)** Rates & Annual charges and **(ii)** User Charges & Fees.

The major risk associated with these receivables is credit risk - the risk that debts due and payable to Council may not be repaid in full.

Council manages this risk by monitoring outstanding debt and employing stringent debt recovery procedures. It also encourages ratepayers to pay their rates by the due date through incentives.

Credit risk on rates and annual charges is minimised by the ability of Council to secure a charge over the land relating to the debts - that is, the land can be sold to recover the debt. Council is also able to charge interest on overdue rates & annual charges at higher than market rates which further encourages the payment of debt.

There are no significant concentrations of credit risk, whether through exposure to individual customers, specific industry sectors and/or regions.

The level of outstanding receivables is reported to Council monthly and benchmarks are set and monitored for acceptable collection performance.

There are no material receivables that have been subjected to a re-negotiation of repayment terms.

A profile of Council's receivables credit risk at balance date follows:

	2015 Rates & Annual Charges	2015 Other Receivables	2014 Rates & Annual Charges	2014 Other Receivables
<b>(i) Ageing of Receivables - %</b>				
Current (not yet overdue)	10%	90%	90%	90%
Overdue	90%	10%	10%	10%
	<b>100%</b>	<b>100%</b>	<b>100%</b>	<b>100%</b>

		2015 Rates & Annual Charges	2015 Other Receivables	2014 Rates & Annual Charges	2014 Other Receivables
<b>(ii) Ageing of Receivables - value</b>					
<b>Rates &amp; Annual Charges</b>	<b>Other Receivables</b>				
Current	Current	-	1,013	307	793
< 1 year overdue	0 - 30 days overdue	170	3	56	131
1 - 2 years overdue	30 - 60 days overdue	81	41	-	-
2 - 5 years overdue	60 - 90 days overdue	43	9	-	-
> 5 years overdue	> 90 days overdue	13	137	-	-
		<b>307</b>	<b>1,203</b>	<b>363</b>	<b>924</b>

##### (iii) Movement in Provision for Impairment of Receivables

	2015	2014
Balance at the beginning of the year	61	71
+ new provisions recognised during the year	10	-
- amounts already provided for & written off this year	(5)	-
- previous impairment losses reversed	(12)	(10)
<b>Balance at the end of the year</b>	<b>54</b>	<b>61</b>

## Bogan Shire Council

### Notes to the Financial Statements

for the financial year ended 30 June 2015

#### Note 15. Financial Risk Management (continued)

\$ '000

##### (c) Payables & Borrowings

Payables & Borrowings are both subject to liquidity risk - the risk that insufficient funds may be on hand to meet payment obligations as and when they fall due.

Council manages this risk by monitoring its cash flow requirements and liquidity levels and maintaining an adequate cash buffer.

Payment terms can (in extenuating circumstances) also be extended & overdraft facilities utilised as required.

The contractual undiscounted cash outflows (ie. principal and interest) of Council's Payables & Borrowings are set out in the maturity table below:

\$ '000	Subject to no maturity	payable in:						Total Cash Outflows	Actual Carrying Values
		≤ 1 Year	1-2 Yrs	2-3 Yrs	3-4 Yrs	4-5 Yrs	> 5 Yrs		
<b>2015</b>									
Trade/Other Payables	-	732	-	-	-	-	-	732	732
Loans & Advances	-	2	-	-	-	-	-	2	2
<b>Total Financial Liabilities</b>	<b>-</b>	<b>734</b>	<b>-</b>	<b>-</b>	<b>-</b>	<b>-</b>	<b>-</b>	<b>734</b>	<b>734</b>
<b>2014</b>									
Trade/Other Payables	-	385	-	-	-	-	-	385	385
Loans & Advances	-	2	-	-	-	-	-	2	2
<b>Total Financial Liabilities</b>	<b>-</b>	<b>387</b>	<b>-</b>	<b>-</b>	<b>-</b>	<b>-</b>	<b>-</b>	<b>387</b>	<b>387</b>

Borrowings are also subject to interest rate risk - the risk that movements in interest rates could adversely affect funding costs & debt servicing requirements. Council manages this risk through the diversification of borrowing types, maturities & interest rate structures.

The following interest rates were applicable to Council's Borrowings at balance date:

	2015		2014	
	Carrying Value	Average Interest Rate	Carrying Value	Average Interest Rate
Trade/Other Payables	732	0.0%	385	0.1%
Loans & Advances - Fixed Interest Rate	2	0.0%	2	7.0%
	<b>734</b>		<b>387</b>	

## Bogan Shire Council

### Notes to the Financial Statements

for the financial year ended 30 June 2015

#### Note 16. Material Budget Variations

\$ '000

Council's Original Financial Budget for 14/15 was adopted by the Council on 25 June 2015.

While the Income Statement included in this General Purpose Financial Report must disclose the Original Budget adopted by Council, the Local Government Act requires Council to review its Financial Budget on a Quarterly Basis, so that it is able to manage the various variations between actuals versus budget that invariably occur throughout the year.

This Note sets out the details of MATERIAL VARIATIONS between Council's Original Budget and its Actual results for the year as per the Income Statement - even though such variations may have been adjusted for during each Quarterly Budget Review.

**Note that for Variations\* of Budget to Actual :**

Material Variations represent those variances that amount to **10%** or more of the original budgeted figure.

**F** = Favourable Budget Variation, **U** = Unfavourable Budget Variation

\$ '000	2015 Budget	2015 Actual	2015 ----- Variance* -----		
<b>REVENUES</b>					
<b>Rates &amp; Annual Charges</b>	4,273	4,276	3	0%	<b>F</b>
<b>User Charges &amp; Fees</b>	2,530	5,019	2,489	98%	<b>F</b>
Due to higher than budgeted payments from RMS for tendered works on State Highways which were not budgeted for also higher than budgeted usage charges for water and sewer.					
<b>Interest &amp; Investment Revenue</b>	253	258	5	2%	<b>F</b>
<b>Other Revenues</b>	153	244	91	59%	<b>F</b>
Due to higher than budgeted insurance rebates and general sales.					
<b>Operating Grants &amp; Contributions</b>	4,948	5,793	845	17%	<b>F</b>
Due to classification of R2R Capital contributions and Grants as operating when they were budgeted for as Capital. Plus additional grants received through the year not budgeted for.					
<b>Capital Grants &amp; Contributions</b>	930	269	(661)	(71%)	<b>U</b>
Due to classification of R2R Capital contributions and Grants as operating.					
<b>Net Gains from Disposal of Assets</b>	-	50	50	0%	<b>F</b>
Due to the sale of plant and equipment budgeted for in Capital.					

## Bogan Shire Council

## Notes to the Financial Statements

for the financial year ended 30 June 2015

## Note 16. Material Budget Variations (continued)

\$ '000	2015 Budget	2015 Actual	2015 ----- Variance* -----		
<b>EXPENSES</b>					
<b>Employee Benefits &amp; On-Costs</b>	4,725	5,280	(555)	(12%)	<b>U</b>
Due to extra labour costs involved in additional work on State Highways.					
<b>Borrowing Costs</b>	1	1	-	0%	<b>F</b>
<b>Materials &amp; Contracts</b>	3,554	4,931	(1,377)	(39%)	<b>U</b>
Due to extra material costs involved in additional work on State Highways.					
<b>Depreciation &amp; Amortisation</b>	3,589	3,402	187	5%	<b>F</b>
<b>Other Expenses</b>	1,680	1,338	342	20%	<b>F</b>
Due to the allocation of expenditure to other areas.					
<b>Joint Ventures &amp; Associates - Net Losses</b>	-	13	(13)	0%	<b>U</b>
Due to no original budget being applied.					

**Budget Variations relating to Council's Cash Flow Statement include:**

<b>Cash Flows from Operating Activities</b>	3,681	4,225	544	14.8%	<b>F</b>
Additional cash received from higher than budgeted RMS ordered works and Water and Sewer charges.					
<b>Cash Flows from Investing Activities</b>	(3,446)	(2,920)	526	(15.3%)	<b>F</b>
Due to lower than budgeted interest rates.					
<b>Cash Flows from Financing Activities</b>	(1)	-	1	(100.0%)	<b>F</b>
Due to lower than budgeted expenditure in this area.					

## Note 17. Statement of Developer Contributions

Council currently has no S94 Developer Contribution Plans or S94 Funds on hand from prior years.

## Bogan Shire Council

### Notes to the Financial Statements

for the financial year ended 30 June 2015

#### Note 18. Contingencies & Other Assets/Liabilities Not Recognised

\$ '000

The following assets and liabilities do not qualify for recognition in the Statement of Financial Position, but their knowledge & disclosure is considered relevant to the users of Council's Financial Report.

#### LIABILITIES NOT RECOGNISED:

##### 1. Guarantees

##### (i) Defined Benefit Superannuation Contribution Plans

Council participates in an employer sponsored Defined Benefit Superannuation Scheme, and makes contributions as determined by the Superannuation Scheme's Trustees.

Member Councils bear responsibility of ensuring there are sufficient funds available to pay out the required benefits as they fall due.

The Schemes most recent full actuarial review indicated that the Net Assets of the Scheme were not sufficient to meet the accrued benefits of the Schemes Defined Benefit member category with member Councils required to make significantly higher contributions in future years.

The Local Government Superannuation Scheme however is unable to provide Council with an accurate estimate of its share of the net deficit and accordingly Council has not recorded any net liability from its Defined Benefit Scheme obligations in accordance with AASB 119.

Future contributions made to the defined benefit scheme to rectify the net deficit position will be recognised as an expense when they become payable - similar to the accounting for Defined Contributions Plans.

##### (ii) Statewide Limited

Council is a member of Statewide Mutual, a mutual pool scheme providing liability insurance to Local Government.

Membership includes the potential to share in either the net assets or liabilities of the fund depending on its past performance. Council's share of the Net Assets or Liabilities reflects Council's contributions to the pool and the result of insurance claims within each of the Fund Years.

The future realisation and finalisation of claims incurred but not reported to 30/6 this year may result in future liabilities or benefits as a result of past events that Council will be required to fund or share in respectively.

##### (iii) StateCover Limited

Council is a member of StateCover Mutual Limited and holds a partly paid share in the entity.

StateCover is a company providing workers compensation insurance cover to the NSW Local Government Industry and specifically Council.

Council has a contingent liability to contribute further equity in the event of the erosion of the Company's capital base as a result of the company's past performance and/or claims experience or as a result of any increased prudential requirements from APRA.

These future equity contributions would be required to maintain the company's minimum level of Net Assets in accordance with its Licence Requirements.

##### (iv) Other Guarantees

Council has provided no other Guarantees other than those listed above.



## Bogan Shire Council

### Notes to the Financial Statements for the financial year ended 30 June 2015

#### Note 18. Contingencies & Other Assets/Liabilities Not Recognised (continued)

\$ '000

##### **LIABILITIES NOT RECOGNISED (continued):**

##### **2. Other Liabilities**

##### **(i) Third Party Claims**

The Council is involved from time to time in various claims incidental to the ordinary course of business including claims for damages relating to its services.

Council believes that it is appropriately covered for all claims through its Insurance Coverage and does not expect any material liabilities to eventuate.

##### **(ii) Potential Land Acquisitions due to Planning Restrictions imposed by Council**

Council has classified a number of privately owned land parcels as Local Open Space or Bushland.

As a result, where notified in writing by the various owners, Council will be required to purchase these land parcels.

At reporting date, reliable estimates as to the value of any potential liability (& subsequent land asset) from such potential acquisitions has not been possible.

##### **ASSETS NOT RECOGNISED:**

##### **(i) Land Under Roads**

As permitted under AASB 1051, Council has elected not to bring to account Land Under Roads that it owned or controlled up to & including 30/6/08.

## Bogan Shire Council

### Notes to the Financial Statements

for the financial year ended 30 June 2015

#### Note 19. Interests in Other Entities

\$ '000

Council's objectives can and in some cases are best met through the use of separate entities & operations.

These operations and entities range from 100% ownership and control through to lower levels of ownership and control via co-operative arrangements with other Councils, Bodies and other Outside Organisations.

The accounting and reporting for these various entities, operations and arrangements varies in accordance with accounting standards, depending on the level of Councils (i) interest and (ii) control and the type (form) of entity/operation, as follows;

##### Controlled Entities (Subsidiaries)

*Note 19(a)*

Operational arrangements where Council's control (but not necessarily interest) exceeds 50%.

##### Joint Ventures & Associates

*Note 19(b)*

Joint Ventures are operational arrangements where the parties that have joint control have rights to the net assets of the arrangement.

Associates are separate entities where Council has significant influence over the operations (but neither controls nor jointly controls them).

##### Joint Operations

*Note 19(c)*

Operational arrangements where the parties that have joint control have rights to specific assets and obligations for specific liabilities relating to the arrangement rather than a right to the net assets of the arrangement.

##### Unconsolidated Structured Entities

*Note 19(d)*

Unconsolidated Structured Entities represent "special vehicles" that Council has an interest in but which are not controlled by Council and therefore not consolidated as a Subsidiary, Joint Arrangement or Associate. Attributes of Structured Entities include restricted activities, a narrow and well-defined objective and insufficient equity to finance its activities without financial support.

##### Subsidiaries, Joint Arrangements and Associates not recognised

*Note 19(e)*

#### Accounting Recognition:

(i) Subsidiaries disclosed under Note 19(a) and Joint Operations disclosed at Note 19(c) are accounted for on a "line by line" consolidation basis within the Income Statement and Statement of Financial Position.

(ii) Joint Ventures and Associates as per Notes 19(b)(i) & (ii) are accounted for using the Equity Accounting Method and are disclosed as a 1 line entry in both the Income Statement and Statement of Financial Position.

	Council's Share of Net Income		Council's Share of Net Assets	
	Actual 2015	Actual 2014	Actual 2015	Actual 2014
Joint Ventures	(13)	(4)	53	66
<b>Total</b>	<b>(13)</b>	<b>(4)</b>	<b>53</b>	<b>66</b>

## Bogan Shire Council

### Notes to the Financial Statements

for the financial year ended 30 June 2015

#### Note 19. Interests in Other Entities (continued)

\$ '000

##### (a) Controlled Entities (Subsidiaries) - being entities & operations controlled by Council

Council's consolidated financial statements incorporate the assets, liabilities & results of the following subsidiaries in accordance with AASB 10 and the accounting policy described in Note 1(c).

Name of Operation/Entity	Principal Activity	Ownership		Voting Rights	
		2015	2014	2015	2014
<b>Regional library</b>	Library Service				
<b>Interests in Subsidiary</b>					
Council's Interest in Subsidiary		25%	25%	25%	25%
Non-Controlling Interest in Subsidiary		75%	75%	75%	75%

##### (b) Joint Ventures and Associates

Council has incorporated the following Joint Ventures and Associates into it's consolidated Financial Statements.

##### (a) Net Carrying Amounts - Council's Share

Name of Entity	Nature of Relationship	2015	2014
North Western Regional Library	Joint Venture	53	66
<b>Total Carrying Amounts - Material Joint Ventures and Associates</b>		<b>53</b>	<b>66</b>

##### (b) Details

Name of Entity	Principal Activity
North Western Regional Library	Community Library Services

##### (c) Relevant Interests & Fair Values

Name of Entity	Quoted Fair Value		Interest in Outputs		Interest in Ownership		Proportion of Voting Power	
	2015	2014	2015	2014	2015	2014	2015	2014
North Western Regional Library	N/A	N/A	25%	25%	25%	25%	25%	25%

## Bogan Shire Council

## Notes to the Financial Statements

for the financial year ended 30 June 2015

## Note 19. Interests in Other Entities (continued)

\$ '000

## (b) Joint Ventures and Associates (continued)

## (d) Summarised Financial Information for Joint Ventures &amp; Associates

	North Western Regional Library	
	2015	2014
<b>Statement of Financial Position</b>		
<b>Current Assets</b>		
Cash and Cash Equivalents	3	26
<b>Total Current Assets</b>	<b>3</b>	<b>26</b>
<b>Non-Current Assets</b>	<b>210</b>	<b>239</b>
<b>Net Assets</b>	<b>213</b>	<b>265</b>
<b>Reconciliation of the Carrying Amount</b>		
<b>Opening Net Assets (1 July)</b>	265	265
Profit/(Loss) for the period	(52)	-
<b>Closing Net Assets</b>	<b>213</b>	<b>265</b>
<b>Council's share of Net Assets (%)</b>	<b>25.0%</b>	<b>25.0%</b>
<b>Council's share of Net Assets (\$)</b>	<b>53</b>	<b>66</b>
<b>Statement of Comprehensive Income</b>		
Income	196	49
Interest Income	1	-
Other Expenses	(249)	(62)
<b>Profit/(Loss) for Period</b>	<b>(52)</b>	<b>(13)</b>
<b>Total Comprehensive Income</b>	<b>(52)</b>	<b>(13)</b>
<b>Council's share of Income (%)</b>	<b>25.0%</b>	<b>25.0%</b>
<b>Council's share of Profit/(Loss) (\$)</b>	<b>(13)</b>	<b>(3)</b>
<b>Council's share of Comprehensive Income (\$)</b>	<b>(13)</b>	<b>(3)</b>

## (c) Joint Operations

Council has no interest in any Joint Operations.

## (d) Unconsolidated Structured Entities

Council has no Unconsolidated Structured Entities

## (e) Subsidiaries, Joint Arrangements &amp; Associates not recognised

None.

## Bogan Shire Council

### Notes to the Financial Statements

for the financial year ended 30 June 2015

#### Note 20. Equity - Retained Earnings and Revaluation Reserves

\$ '000	Notes	Actual 2015	Actual 2014
<b>(a) Retained Earnings</b>			
<b>Movements in Retained Earnings were as follows:</b>			
Balance at beginning of Year (from previous years audited accounts)		140,247	141,339
a. Net Operating Result for the Year		944	(1,092)
<b>Balance at End of the Reporting Period</b>		<b>141,191</b>	<b>140,247</b>
<b>(b) Reserves</b>			
<b>(i) Reserves are represented by:</b>			
- Infrastructure, Property, Plant & Equipment Revaluation Reserve		57,376	57,191
<b>Total</b>		<b>57,376</b>	<b>57,191</b>
<b>(ii) Reconciliation of movements in Reserves:</b>			
<b>Infrastructure, Property, Plant &amp; Equipment Revaluation Reserve</b>			
- Opening Balance		57,191	72,224
- Revaluations for the year	9(a)	320	(15,033)
- Other movements - Correction of discrepancy between asset register		(135)	-
<b>- Balance at End of Year</b>		<b>57,376</b>	<b>57,191</b>
<b>TOTAL VALUE OF RESERVES</b>		<b>57,376</b>	<b>57,191</b>

#### **(iii) Nature & Purpose of Reserves**

##### **Infrastructure, Property, Plant & Equipment Revaluation Reserve**

- The Infrastructure, Property, Plant & Equipment Revaluation Reserve is used to record increments/decrements of Non Current Asset values due to their revaluation.

#### **(c) Correction of Error/s relating to a Previous Reporting Period**

Council made no correction of errors during the current reporting period.

#### **(d) Voluntary Changes in Accounting Policies**

Council made no voluntary changes in any accounting policies during the year.

## Bogan Shire Council

## Notes to the Financial Statements

for the financial year ended 30 June 2015

## Note 21. Financial Result &amp; Financial Position by Fund

Income Statement by Fund \$ '000	Actual 2015	Actual 2015	Actual 2015
<b>Continuing Operations</b>	<b>Water</b>	<b>Sewer</b>	<b>General<sup>1</sup></b>
<b>Income from Continuing Operations</b>			
Rates & Annual Charges	1,018	446	2,812
User Charges & Fees	970	335	3,714
Interest & Investment Revenue	39	68	151
Other Revenues	231	-	13
Grants & Contributions provided for Operating Purposes	9	8	5,776
Grants & Contributions provided for Capital Purposes	-	-	269
<b>Other Income</b>			
Net Gains from Disposal of Assets	-	-	50
<b>Total Income from Continuing Operations</b>	<b>2,267</b>	<b>857</b>	<b>12,785</b>
<b>Expenses from Continuing Operations</b>			
Employee Benefits & on-costs	344	79	4,857
Borrowing Costs	-	-	1
Materials & Contracts	1,492	353	3,086
Depreciation & Amortisation	427	85	2,890
Impairment	-	-	-
Other Expenses	56	6	1,276
Share of interests in Joint Ventures & Associates using the Equity Method	-	-	13
<b>Total Expenses from Continuing Operations</b>	<b>2,319</b>	<b>523</b>	<b>12,123</b>
<b>Operating Result from Continuing Operations</b>	<b>(52)</b>	<b>334</b>	<b>662</b>
<b>Discontinued Operations</b>			
Net Profit/(Loss) from Discontinued Operations	-	-	-
<b>Net Operating Result for the Year</b>	<b>(52)</b>	<b>334</b>	<b>662</b>
<b>Net Operating Result attributable to each Council Fund</b>	<b>(52)</b>	<b>334</b>	<b>662</b>
<b>Net Operating Result attributable to Non-controlling Interests</b>	<b>-</b>	<b>-</b>	<b>-</b>
<b>Net Operating Result for the year before Grants and Contributions provided for Capital Purposes</b>	<b>(52)</b>	<b>334</b>	<b>393</b>

<sup>1</sup> General Fund refers to all Council's activities other than Water & Sewer.

NB. All amounts disclosed above are Gross - that is, they include internal charges & recoveries made between the Funds.

## Bogan Shire Council

## Notes to the Financial Statements

as at 30 June 2015

## Note 21. Financial Result &amp; Financial Position by Fund (continued)

Statement of Financial Position by Fund \$ '000	Actual 2015	Actual 2015	Actual 2015
<b>ASSETS</b>	<b>Water</b>	<b>Sewer</b>	<b>General<sup>1</sup></b>
<b>Current Assets</b>			
Cash & Cash Equivalents	304	1,444	1,582
Investments	1,000	1,000	3,300
Receivables	303	100	893
Inventories	-	-	361
Other	-	-	31
Non-current assets classified as 'held for sale'	-	-	-
<b>Total Current Assets</b>	<b>1,607</b>	<b>2,544</b>	<b>6,167</b>
<b>Non-Current Assets</b>			
Investments	-	-	-
Receivables	39	5	116
Inventories	-	-	-
Infrastructure, Property, Plant & Equipment	13,763	7,143	169,162
Investments Accounted for using the equity method	-	-	53
Investment Property	-	-	-
Intangible Assets	-	-	-
<b>Total Non-Current Assets</b>	<b>13,802</b>	<b>7,148</b>	<b>169,331</b>
<b>TOTAL ASSETS</b>	<b>15,409</b>	<b>9,692</b>	<b>175,498</b>
<b>LIABILITIES</b>			
<b>Current Liabilities</b>			
Payables	46	2	684
Borrowings	-	-	2
Provisions	-	-	1,298
<b>Total Current Liabilities</b>	<b>46</b>	<b>2</b>	<b>1,984</b>
<b>Non-Current Liabilities</b>			
Payables	-	-	-
Borrowings	-	-	-
Provisions	-	-	-
<b>Total Non-Current Liabilities</b>	<b>-</b>	<b>-</b>	<b>-</b>
<b>TOTAL LIABILITIES</b>	<b>46</b>	<b>2</b>	<b>1,984</b>
<b>Net Assets</b>	<b>15,363</b>	<b>9,690</b>	<b>173,514</b>
<b>EQUITY</b>			
Retained Earnings	6,063	7,426	127,702
Revaluation Reserves	9,300	2,264	45,812
<b>Total Equity</b>	<b>15,363</b>	<b>9,690</b>	<b>173,514</b>

<sup>1</sup> General Fund refers to all Council's activities other than Water & Sewer.

NB. All amounts disclosed above are Gross - that is, they include internal receivables & payables between the Funds.

## Bogan Shire Council

### Notes to the Financial Statements

for the financial year ended 30 June 2015

#### Note 22. "Held for Sale" Non Current Assets & Disposal Groups

---

\$ '000

---

Council did not classify any Non Current Assets or Disposal Groups as "Held for Sale".

#### Note 23. Events occurring after the Reporting Date

---

Events that occur between the end of the reporting period (ending 30 June 2015) and the date when the financial statements are "authorised for issue" have been taken into account in preparing these statements.

Council has adopted the date of receipt of the Auditors' Report as the applicable "authorised for issue" date relating to these General Purpose Financial Statements.

Accordingly, the "authorised for issue" date is 19/10/15.

Events that occur after the Reporting Period represent one of two types:

##### **(i) Events that provide evidence of conditions that existed at the Reporting Period**

These financial statements (and the figures therein) incorporate all "adjusting events" that provided evidence of conditions that existed at 30 June 2015.

##### **(ii) Events that provide evidence of conditions that arose after the Reporting Period**

These financial statements (& figures therein) do not incorporate any "non-adjusting events" that have occurred after 30 June 2015 and which are only indicative of conditions that arose after 30 June 2015.

**Council is unaware of any material or significant "non-adjusting events" that should be disclosed.**

#### Note 24. Discontinued Operations

---

Council has not classified any of its Operations as "Discontinued".

#### Note 25. Intangible Assets

---

Intangible Assets represent identifiable non-monetary asset without physical substance.

Council is unaware of any control over Intangible Assets that warrant recognition in the Financial Statements, including either internally generated and developed assets or purchased assets.



## Bogan Shire Council

### Notes to the Financial Statements for the financial year ended 30 June 2015

#### Note 26. Reinstatement, Rehabilitation & Restoration Liabilities

---

\$ '000

---

Council has various Garbage Centres and Transfer Stations situated around the community.

These all have useful lives, which on being reached will result in Council having to reinstate these areas through restoration and remediation works.

These future liabilities have however, not been brought to account due to;

- the remaining useful lives of these assets being estimated at beyond 20 years and accordingly the effects of discounting the future cash outflows to present values deems the amounts immaterial,
- preliminary estimates of the individual amounts required to undertake the future restoration works do not materially affect either Council's Financial Results or Financial Position as at 30/6/15.

Accordingly, no Provision amounts have been brought to account in these Financial Statements for such future Reinstatement & Restoration Costs.

## Bogan Shire Council

### Notes to the Financial Statements

for the financial year ended 30 June 2015

#### Note 27. Fair Value Measurement

\$ '000

The Council measures the following asset and liability classes at fair value on a recurring basis:

- Infrastructure, Property, Plant and Equipment

The fair value of assets and liabilities must be estimated in accordance with various Accounting Standards for either recognition and measurement requirements or for disclosure purposes.

AASB 13 Fair Value Measurement requires all assets and liabilities measured at fair value to be assigned to a "level" in the fair value hierarchy as follows:

**Level 1:** Unadjusted quoted prices in active markets for identical assets or liabilities that the entity can access at the measurement date.

**Level 2:** Inputs other than quoted prices included within Level 1 that are observable for the asset or liability, either directly or indirectly.

**Level 3:** Inputs for the asset or liability that are not based on observable market data (unobservable inputs).

(1) The following table presents all assets and liabilities that have been measured & recognised at fair values:

2015	Date of latest Valuation	Fair Value Measurement Hierarchy			Total
		Level 1 Quoted prices in active mkts	Level 2 Significant observable inputs	Level 3 Significant unobservable inputs	
<b>Recurring Fair Value Measurements</b>					
<b>Infrastructure, Property, Plant &amp; Equipment</b>					
Plant & Equipment	30/06/14	-	-	3,954	3,954
Office equipment	30/06/14	-	-	96	96
Furniture & fittings	30/06/14	-	-	147	147
Operational Land	01/07/13	-	-	225	225
Community Land	30/06/12	-	-	2,401	2,401
Buildings - non specialised	01/07/13	-	-	1,099	1,099
Buildings - specialised	01/07/13	-	-	8,000	8,000
Other structures	01/07/13	-	-	1,481	1,481
Roads	01/07/14	-	-	67,712	67,712
Bulk earthworks	01/07/14	-	-	65,095	65,095
Storm water drainage	01/07/14	-	-	7,085	7,085
Water supply network	30/06/15	-	-	13,762	13,762
Sewerage network	30/06/15	-	-	7,143	7,143
Bridges	01/07/14	-	-	9,828	9,828
Footpaths	01/07/14	-	-	2,040	2,040
<b>Total Infrastructure, Property, Plant &amp; Equipment</b>		<b>-</b>	<b>-</b>	<b>190,068</b>	<b>190,068</b>

## Bogan Shire Council

## Notes to the Financial Statements

for the financial year ended 30 June 2015

## Note 27. Fair Value Measurement (continued)

\$ '000

(1) The following table presents all assets and liabilities that have been measured & recognised at fair values: (continued)

2014	Date of latest Valuation	Fair Value Measurement Hierarchy			Total
		Level 1 Quoted prices in active mkts	Level 2 Significant observable inputs	Level 3 Significant unobservable inputs	
<b>Recurring Fair Value Measurements</b>					
<b>Infrastructure, Property, Plant &amp; Equipment</b>					
Plant & Equipment	30/06/14	-	-	4,225	4,225
Office equipment	30/06/14	-	-	87	87
Furniture & fittings	30/06/14	-	-	129	129
Operational Land	01/07/13	-	-	225	225
Community Land	30/06/12	-	-	2,401	2,401
Buildings - non specialised	01/07/13	-	-	8,296	8,296
Buildings - specialised	01/07/13	-	-	802	802
Other structures	01/07/13	-	-	1,285	1,285
Roads	01/07/13	-	-	79,682	79,682
Bulk earthworks	01/07/13	-	-	65,095	65,095
Storm water drainage	01/07/13	-	-	7,091	7,091
Water suply network	30/06/14	-	-	13,801	13,801
Sewerage network	30/06/14	-	-	7,088	7,088
<b>Total Infrastructure, Property, Plant &amp; Equipment</b>		<b>-</b>	<b>-</b>	<b>190,207</b>	<b>190,207</b>

## (2) Transfers between Level 1 &amp; Level 2 Fair Value Hierarchies

During the year, there were no transfers between Level 1 and Level 2 Fair Value hierarchies for recurring fair value measurements.

## Bogan Shire Council

### Notes to the Financial Statements

for the financial year ended 30 June 2015

#### Note 27. Fair Value Measurement (continued)

##### **(3) Valuation techniques used to derive Level 2 and Level 3 Fair Values**

Where Council is unable to derive Fair Valuations using quoted market prices of identical assets (ie. Level 1 inputs), Council instead utilises a spread of both observable inputs (Level 2 inputs) and unobservable inputs (Level 3 inputs).

The Fair Valuation techniques Council has employed while utilising Level 2 and Level 3 inputs are as follows:

##### **Infrastructure, Property, Plant & Equipment**

##### **Plant & Equipment, Office Equipment and Furniture & Fittings**

Plant & Equipment, Office Equipment and Furniture & Fittings are valued at cost but are disclosed at fair value in the notes. The carrying amount of these assets is assumed to be approximate fair value due to the nature of the items. Examples of assets within these classes are as follows:

- Plant & Equipment – Graders, Trucks, Rollers, Tractors and Motor Vehicles.
- Office Equipment – Computers, photocopiers, calculators etc.
- Furniture & Fittings – Chairs, Desks etc

There has been no change to the valuation process during the reporting period.

##### **Operational & Community Land**

Operational & Community Land are based on either the Land Value provided by the Valuer-General or an average unit rate based on the Land Value for similar properties where the Valuer-General did not provide a Land Value, having regard to the highest and best use for the land. Operational Land has been valued by external valuers, Aspect Property Consultants using the principles of Fair Value as defined in Accounting Standard AASB13. As these rates were not considered to be observable market evidence they have been classified as Level 3.

There has been no change to the valuation process during the reporting period.

##### **Buildings – Non-Specialised & Specialised**

Non-Specialised & Specialised Buildings have been valued by external valuers, Aspect Property Consultants using the principles of Fair Value as defined in Accounting Standard AASB13. As these values were not considered to contain observable market evidence they have been classified as Level 3.

There has been no change to the valuation process during the reporting period.

##### **Other Structures**

Other Structures comprise the Nyngan Swimming Pool, Aerodrome buildings, playground equipment, lighting, irrigation systems and fencing etc. These assets have been valued by external valuers, Aspect Property Consultants using the principles of Fair Value as defined in Accounting Standard AASB13. As these values were not considered to contain observable market evidence they have been classified as Level 3.

There has been no change to the valuation process during the reporting period.

## Bogan Shire Council

### Notes to the Financial Statements

for the financial year ended 30 June 2015

#### Note 27. Fair Value Measurement (continued)

---

##### Roads

Roads comprise road carriageway, roadside shoulders and kerb & gutter. The Cost Approach using Level 3 inputs was used to value this asset class. Valuations for this asset class were undertaken in-house based on actual costs and assumptions from Council's Asset Manager and Engineering Department. No market based evidence (Level 2) inputs are available therefore Level 3 valuation inputs were used for this assets class.

There has been no change to the valuation process during the reporting period.

##### Storm Water Drainage

Storm Water Drainage comprises pipes, culverts and associated assets used for surface water to drain from roads.

The Cost Approach using level 3 inputs was used to value these assets. Valuations for this asset class were undertaken in-house based on actual costs and assumptions from Council's Asset Manager and Engineering Department. No market based evidence (Level 2) inputs are available therefore Level 3 valuation inputs were used for this assets class.

There has been no change to the valuation process during the reporting period.

##### Water Supply Network

Assets within this class reservoirs, pumping stations and water pipelines.

The 'Cost Approach' estimated the replacement cost for each asset by componentising the assets into significant parts with different useful lives and taking into account a range of factors. While the unit rates based on linear metres of certain diameter pipes and prices per pit or similar may be supported from market evidence (Level 2) other inputs (such as estimates of pattern of consumption, residual value, asset condition and useful life) required extensive professional judgement and impacted significantly on the final determination of fair value. Additionally, due to limitations in the historical records of very long lived assets, there is uncertainty regarding the actual design, specifications and dimensions of some assets. These assets are indexed each year in line with the NSW Reference Rates Manual as published by the Office of Water.

There has been no change to the valuation process during the reporting period.

##### Sewerage Network

Assets within this class comprise treatment works, pumping stations and sewerage mains.

The 'Cost Approach' estimated the replacement cost for each asset by componentising the assets into significant parts with different useful lives and taking into account a range of factors. While the unit rates based on linear metres of certain diameter pipes and prices per pit or similar could be supported from market evidence (Level 2) other inputs (such as estimates of pattern of consumption, residual value, asset condition and useful life) required extensive professional judgement and impacted significantly on the final determination of fair value. Additionally, due to limitations in the historical records of very long lived assets, there is uncertainty regarding the actual design, specifications and dimensions of some assets.

There has been no change to the valuation process during the reporting period.

---

## Bogan Shire Council

## Notes to the Financial Statements

for the financial year ended 30 June 2015

## Note 27. Fair Value Measurement (continued)

\$ '000

**(4). Fair value measurements using significant unobservable inputs (Level 3)****a. The following tables present the changes in Level 3 Fair Value Asset Classes.**

	Plant & Equipment	Office Equipment	Furniture & fittings	Operational Land	Total
Adoption of AASB 13	4,157	104	19	172	4,452
Purchases (GBV)	870	94	111	-	1,075
Disposals (WDV)	(223)	-	-	-	(223)
Depreciation & Impairment	(579)	(111)	(1)	-	(691)
Revaluation - Increments	-	-	-	53	53
<b>Closing Balance - 30/6/14</b>	<b>4,225</b>	<b>87</b>	<b>129</b>	<b>225</b>	<b>4,666</b>
Purchases (GBV)	547	59	20	-	626
Disposals (WDV)	(188)	-	-	-	(188)
Depreciation & Impairment	(630)	(50)	(2)	-	(682)
<b>Closing Balance - 30/6/15</b>	<b>3,954</b>	<b>96</b>	<b>147</b>	<b>225</b>	<b>4,422</b>
	Community Land	Buildings Non Specialised	Buildings Specialised	Other Structures	Total
Adoption of AASB 13	2,452	23,995	3,169	2,087	31,703
Purchases (GBV)	-	290	4	425	719
Depreciation & Impairment	-	(90)	(479)	(44)	(613)
Revaluations - decrements	(51)	(15,899)	(1,892)	(1,183)	(19,025)
<b>Closing Balance - 30/6/14</b>	<b>2,401</b>	<b>8,296</b>	<b>802</b>	<b>1,285</b>	<b>12,784</b>
Purchases (GBV)	-	577	-	251	828
Depreciation & Impairment	-	(486)	(90)	(55)	(631)
Other movement	-	(387)	387	-	-
<b>Closing Balance - 30/6/15</b>	<b>2,401</b>	<b>8,000</b>	<b>1,099</b>	<b>1,481</b>	<b>12,981</b>

## Bogan Shire Council

## Notes to the Financial Statements

for the financial year ended 30 June 2015

## Note 27. Fair Value Measurement (continued)

\$ '000

## (4). Fair value measurements using significant unobservable inputs (Level 3) (continued)

## a. The following tables present the changes in Level 3 Fair Value Asset Classes. (continued)

	Roads	Bulk Earth Works	Stormwater Drainage	Water Network	Total
Adoption of AASB 13	10,453	123,280	1,457	13,650	148,840
Purchases (GBV)	1,784	-	-	187	1,971
Depreciation & Impairment	(1,436)	-	(5)	(418)	(1,859)
Revaluations - decrements	-	(58,185)	-	-	(58,185)
Revaluations - increments	56,877	-	5,639	382	62,898
<b>Closing Balance - 30/6/14</b>	<b>67,678</b>	<b>65,095</b>	<b>7,091</b>	<b>13,801</b>	<b>153,665</b>
Purchases (GBV)	1,469	-	-	181	1,650
Depreciation & Impairment	(1,435)	-	(6)	(427)	(1,868)
Revaluations - increments				207	207
<b>Closing Balance - 30/6/15</b>	<b>67,712</b>	<b>65,095</b>	<b>7,085</b>	<b>13,762</b>	<b>153,654</b>
	Bridges	Footpaths	Sewer Network	Total	
Adoption of AASB 13	10,037	3,066	6,976	20,079	
Purchases (GBV)	-	-	7	7	
Depreciation & Impairment	(94)	(42)	(84)	(220)	
Revaluations - increments	(21)	(942)	189	(774)	
<b>Closing Balance - 30/6/14</b>	<b>9,922</b>	<b>2,082</b>	<b>7,088</b>	<b>19,092</b>	
Purchases (GBV)	-	-	27	27	
Depreciation & Impairment	(94)	(42)	(85)	(221)	
Revaluations - increments	-	-	113	113	
Other movement			-	-	
<b>Closing Balance - 30/6/15</b>	<b>9,828</b>	<b>2,040</b>	<b>7,143</b>	<b>19,011</b>	

## b. Information relating to the transfers into and out of the Level 3 Fair Valuation hierarchy (as disclosed in the Table above) includes:

**Other Structures**

An amount of \$250K was transferred in to Other Structures for Girilambone Village Playground \$37.5K, Waste Disposal Site \$32K, Davidson Park Playground \$8K, Shade Sail Skate Park \$51K, O'Reilly Park Playground \$50K, Floating Pontoon Rotary Park \$33K, Showground Sprinklers \$22K. Racecourse Fence \$4K, Chinese Cemetery Improvements \$11K

**Roads**

An amount of \$1469K was transferred in to Roads for Pangee St Beautification \$122K, R2R Program \$746K,

**Buildings**

An amount of \$578K was transferred into Buildings for Swimming Pool refurbishment \$251 and Purchase of 76 Pangee St, Nyngan \$167, Library Refurb \$20K, Cobb & Co Coach Display \$109K

## Bogan Shire Council

## Notes to the Financial Statements

for the financial year ended 30 June 2015

## Note 27. Fair Value Measurement (continued)

## (4). Fair value measurements using significant unobservable inputs (Level 3)

## c. Significant unobservable valuation inputs used (for Level 3 asset classes) and their relationship to fair value.

The following table summarises the quantitative information relating to the significant unobservable inputs used in deriving the various Level 3 Asset Class fair values.

## I,PP&amp;E

Class	Fair Value (30/6/15) \$'000	Unobservable Inputs	Range of Inputs (incl probable)	Relationship of unobservable inputs to Fair Value
Plant & Equipment		<ul style="list-style-type: none"> <li>Gross Replacement Cost</li> <li>Remaining Useful life</li> <li>Residual Value</li> </ul>	<ul style="list-style-type: none"> <li>Varies significantly from asset to asset</li> <li>1 to 15 years</li> <li>0% to 40%</li> </ul>	Significant changes in the gross replacement value, pattern of consumption effecting the remaining useful life of residual value would result in significant changes to fair value measurement.
Office Equipment		<ul style="list-style-type: none"> <li>Gross Replacement Cost</li> <li>Remaining Useful life</li> <li>Residual Value</li> </ul>	<ul style="list-style-type: none"> <li>Varies significantly from asset to asset</li> <li>1 to 20 years</li> <li>0% to 5%</li> </ul>	Significant changes in the gross replacement value, pattern of consumption effecting the remaining useful life of residual value would result in significant changes to fair value measurement.
Furniture & Fittings		<ul style="list-style-type: none"> <li>Gross Replacement Cost</li> <li>Remaining Useful life</li> <li>Residual Value</li> </ul>	<ul style="list-style-type: none"> <li>Varies significantly from asset to asset</li> <li>5 to 20 years</li> <li>0% to 10%</li> </ul>	Significant changes in the gross replacement value, pattern of consumption effecting the remaining useful life of residual value would result in significant changes to fair value measurement.
Operational Land		<ul style="list-style-type: none"> <li>Land Value based on price per square metre</li> </ul>	<ul style="list-style-type: none"> <li>\$10 - \$40 (per square metre)</li> </ul>	Significant changes in the price per square metre based on the unimproved capital value would result in significant changes to fair value measurement.
Community Land		<ul style="list-style-type: none"> <li>Land Value based on price per square metre</li> </ul>	<ul style="list-style-type: none"> <li>\$2 - \$40 (per square metre)</li> </ul>	Significant changes in the price per square metre based on the unimproved capital value would result in significant changes to fair value measurement.



## Bogan Shire Council

## Notes to the Financial Statements

for the financial year ended 30 June 2015

## Note 27. Fair Value Measurement (continued)

Class	Fair Value (30/6/15) \$'000	Unobservable Inputs	Range of Inputs (incl probable)	Relationship of unobservable inputs to Fair Value
Buildings – Non-Specialised		<ul style="list-style-type: none"> <li>Gross Replacement Cost</li> <li>Asset Condition</li> <li>Remaining Useful life</li> <li>Residual Value</li> </ul>	<ul style="list-style-type: none"> <li>Varies significantly from asset to asset</li> <li>Poor to Excellent</li> <li>2-50 years</li> <li>0% to 40%</li> </ul>	Significant changes in the gross replacement value, pattern of consumption effecting the remaining useful life of residual value would result in significant changes to fair value measurement.
Buildings – Specialised		<ul style="list-style-type: none"> <li>Gross Replacement Cost</li> <li>Asset Condition</li> <li>Remaining Useful life</li> <li>Residual Value</li> </ul>	<ul style="list-style-type: none"> <li>Varies significantly from asset to asset</li> <li>Poor to Excellent</li> <li>5-50 years</li> <li>0% to 40%</li> </ul>	Significant changes in the gross replacement value, pattern of consumption effecting the remaining useful life of residual value would result in significant changes to fair value measurement.
Other Structures		<ul style="list-style-type: none"> <li>Gross Replacement Cost</li> <li>Asset Condition</li> <li>Remaining Useful life</li> <li>Residual Value</li> </ul>	<ul style="list-style-type: none"> <li>Varies significantly from asset to asset</li> <li>Poor to Excellent</li> <li>5-50 years</li> <li>0% to 40%</li> </ul>	Significant changes in the gross replacement value, pattern of consumption effecting the remaining useful life of residual value would result in significant changes to fair value measurement.
Roads, Bridges, Footpaths		<ul style="list-style-type: none"> <li>Gross Replacement Cost</li> <li>Asset Condition</li> <li>Remaining Useful life</li> <li>Residual Value</li> </ul>	<ul style="list-style-type: none"> <li>Varies significantly from asset to asset</li> <li>Poor to Excellent</li> <li>2-100 years</li> <li>0% to 100%</li> </ul>	Significant changes in the gross replacement value, pattern of consumption effecting the remaining useful life of residual value would result in significant changes to fair value measurement.
Bulk Earthworks		<ul style="list-style-type: none"> <li>Gross Replacement Cost</li> <li>Asset Condition</li> <li>Remaining Useful life</li> <li>Residual Value</li> </ul>	<ul style="list-style-type: none"> <li>Varies significantly from asset to asset</li> <li>Poor to Excellent</li> <li>2-100 years</li> <li>0% to 100%</li> </ul>	Significant changes in the gross replacement value, pattern of consumption effecting the remaining useful life of residual value would result in significant changes to fair value measurement.

## Bogan Shire Council

## Notes to the Financial Statements

for the financial year ended 30 June 2015

## Note 27. Fair Value Measurement (continued)

Class	Fair Value (30/6/15) \$'000	Unobservable Inputs	Range of Inputs (incl probable)	Relationship of unobservable inputs to Fair Value
Strom Water Drainage		<ul style="list-style-type: none"> <li>Gross Replacement Cost</li> <li>Asset Condition</li> <li>Remaining Useful life</li> <li>Residual Value</li> </ul>	<ul style="list-style-type: none"> <li>Varies significantly from asset to asset</li> <li>Poor to Excellent</li> <li>0-80 years</li> <li>0% to 70%</li> </ul>	Significant changes in the gross replacement value, pattern of consumption effecting the remaining useful life of residual value would result in significant changes to fair value measurement.
Water Supply Network		<ul style="list-style-type: none"> <li>Gross Replacement Cost</li> <li>Asset Condition</li> <li>Remaining Useful life</li> <li>Residual Value</li> </ul>	<ul style="list-style-type: none"> <li>Varies significantly from asset to asset</li> <li>Poor to Excellent</li> <li>5-100 years</li> <li>0% to 70%</li> </ul>	Significant changes in the gross replacement value, pattern of consumption effecting the remaining useful life of residual value would result in significant changes to fair value measurement.
Sewer network		<ul style="list-style-type: none"> <li>Gross Replacement Cost</li> <li>Asset Condition</li> <li>Remaining Useful life</li> <li>Residual Value</li> </ul>	<ul style="list-style-type: none"> <li>Varies significantly from asset to asset</li> <li>Poor to Excellent</li> <li>3-100 years</li> <li>0% to 70%</li> </ul>	Significant changes in the gross replacement value, pattern of consumption effecting the remaining useful life of residual value would result in significant changes to fair value measurement.

**(5). Highest and best use**

All of Council's non financial assets are considered to being utilised for their highest and best use.

## Bogan Shire Council

### Notes to the Financial Statements for the financial year ended 30 June 2015

#### Note 28. Council Information & Contact Details

---

**Principal Place of Business:**

81 Cobar Street  
Nyngan NSW 2825

**Contact Details****Mailing Address:**

PO Box 221  
Nyngan NSW 2825

**Opening Hours:**

8:00am to 4:30pm  
Monday to Friday

**Telephone:** 02 6835 9000

**Facsimile:** 02 6835 9011

**Internet:** [www.bogan.nsw.gov.au](http://www.bogan.nsw.gov.au)

**Email:** [admin@bogan.nsw.gov.au](mailto:admin@bogan.nsw.gov.au)

**Officers****GENERAL MANAGER**

D A Francis

**RESPONSIBLE ACCOUNTING OFFICER**

L F Taberner

**PUBLIC OFFICER**

Luke Taberner

**AUDITORS**

Hill Rogers Spencer Steer  
Chartered Accountants

**Elected Members****MAYOR**

R L Donald OAM

**COUNCILLORS**

J E Hampstead OAM (Deputy Mayor)

J L Douglas

L H Dutton

H J Griffiths

W G Deacon

E M McLaughlin

G R J Neill

K M Ryan

**Other Information**

**ABN:** 68 886 242 083

**BOGAN SHIRE COUNCIL**  
**GENERAL PURPOSE FINANCIAL STATEMENTS**  
**INDEPENDENT AUDITORS' REPORT**

---

**REPORT ON THE FINANCIAL STATEMENTS**

We have audited the accompanying general purpose financial statements of Bogan Shire Council, which comprises the Statement of Financial Position as at 30 June 2015, Income Statement, Statement of Comprehensive Income, Statement of Changes in Equity and Statement of Cash Flows for the year ended on that date, a summary of significant accounting policies and other explanatory notes and the Statement by Councillors and Management. The financial statements include the consolidated financial statements of the economic entity and the entities it controlled at year end or from time to time during the year.

***Responsibility of Council for the Financial Statements***

The Council is responsible for the preparation and fair presentation of the financial statements in accordance with Australian Accounting Standards (including the Australian Accounting Interpretations) and the Local Government Act 1993. This responsibility includes the maintenance of adequate accounting records and internal controls designed to prevent and detect fraud and error; designing, implementing and maintaining internal controls relevant to the preparation and fair presentation of the financial statements that are free from material misstatement, whether due to fraud or error; selecting and applying appropriate accounting policies; and making accounting estimates that are reasonable in the circumstances.

***Auditors' Responsibility***

Our responsibility is to express an opinion on the financial statements based on our audit. We conducted our audit in accordance with Australian Auditing Standards. These Auditing Standards require that we comply with relevant ethical requirements relating to audit engagements and plan and perform the audit to obtain reasonable assurance whether the financial statements are free from material misstatement. Our audit responsibility does not extend to the original budget information disclosed in the Income Statement, Statement of Cash Flows, and Note 2(a) or the budget variation explanations disclosed in Note 16. Accordingly, no opinion is expressed on these matters.

**Assurance Partners**

T. +61 2 9232 5111  
F. +61 2 9233 7950

Level 5, 1 Chifley Square  
Sydney NSW 2000 Australia

GPO Box 7066  
Sydney NSW 2001

[www.hr-ss.com.au](http://www.hr-ss.com.au)  
[info@hr-ss.com.au](mailto:info@hr-ss.com.au)

Practising as Hill Rogers Spencer  
Steer Assurance Partners

ABN 56 435 338 966

An audit involves performing procedures to obtain audit evidence about the amounts and disclosures in the financial statements. The procedures selected depend on the auditor's judgement, including the assessment of the risks of material misstatement of the financial statements, whether due to fraud or error. In making those risk assessments, the auditor considers internal control relevant to the entity's preparation and fair presentation of the financial statements in order to design audit procedures that are appropriate in the circumstances, but not for the purpose of expressing an opinion on the effectiveness of the Council's internal control. An audit also includes evaluating the appropriateness of accounting policies used and the reasonableness of accounting estimates made by the Council, as well as evaluating the overall presentation of the financial statements. Our audit did not involve an analysis of the prudence of business decisions made by Council or management.

We believe that the audit evidence we have obtained is sufficient and appropriate to provide a basis for our audit opinion.

### **Independence**

In conducting our audit, we followed applicable independence requirements of Australian professional ethical pronouncements.

### **Auditor's Opinion**

In our opinion,

- (a) the Council's accounting records have been kept in accordance with the requirements of the Local Government Act 1993, Chapter 13 part 3 Division 2; and
- (b) the financial statements:
  - (i) have been presented in accordance with the requirements of this Division;
  - (ii) are consistent with the Council's accounting records;
  - (iii) present fairly the Council's financial position, the results of its operations and its cash flows; and
  - (iv) are in accordance with applicable Accounting Standards and other mandatory professional reporting requirements in Australia.
- (c) all information relevant to the conduct of the audit has been obtained; and
- (d) there are no material deficiencies in the accounting records or financial statements that we have become aware of during the course of the audit.

### **HILL ROGERS SPENCER STEER**



**GARY MOTTAU**  
Partner

Dated at Sydney this 19th day of October 2015

19 October 2015

The Mayor  
Bogan Shire Council  
PO Box 221  
**NYNGAN NSW 2825**

Mayor,

### **Audit Report - Year Ended 30 June 2015**

We are pleased to advise completion of the audit of Council's books and records for the year ended 30 June 2015 and that all information required by us was readily available. We have signed our reports as required under Section 417(1) of the Local Government Act, 1993 and the Local Government Code of Accounting Practice and Financial Reporting to the General and Special Purpose Financial Statements.

Our audit has been conducted in accordance with Australian Auditing Standards so as to express an opinion on both the General and Special Purpose Financial Statements of the Council. We have ensured that the financial statements have been prepared in accordance with Australian Accounting Standards, Australian Accounting Interpretations and the Local Government Code of Accounting Practice and Financial Reporting.

This report on the conduct of the audit is also issued under Section 417(1) and we now offer the following comments on the financial statements and the audit;

#### **I. RESULTS FOR THE YEAR**

##### **1.1 Operating Result**

The operating result for the year was a surplus of \$944,000 compared with a deficit of \$1.092 million in the previous year.

#### **Assurance Partners**

T. +61 2 9232 5111  
F. +61 2 9233 7950

Level 5, 1 Chifley Square  
Sydney NSW 2000 Australia

GPO Box 7066  
Sydney NSW 2001

[www.hr-ss.com.au](http://www.hr-ss.com.au)  
[info@hr-ss.com.au](mailto:info@hr-ss.com.au)

Practising as Hill Rogers Spencer  
Steer Assurance Partners

ABN 56 435 338 966

The following table sets out the results for the year and the extent (%) that each category of revenue and expenses contributed to the total.

	2015	% of	2014	% of	Increase
	\$'000	Total	\$'000	Total	(Decrease)
					\$'000
<b>Revenues before capital items</b>					
Rates & annual charges	4,276	27%	4,066	31%	210
User charges, fees & other revenues	5,313	34%	4,422	34%	891
Grants & contributions provided for operating purposes	5,793	37%	4,267	33%	1,526
Interest & investment revenue	258	2%	280	2%	(22)
	<b>15,640</b>	<b>100%</b>	<b>13,035</b>	<b>100%</b>	<b>2,605</b>
<b>Expenses</b>					
Employee benefits & costs	5,280	35%	5,132	36%	148
Materials, contracts & other expenses	6,282	42%	5,754	40%	528
Depreciation, amortisation & impairment	3,402	23%	3,384	24%	18
Borrowing costs	1	0%	-	0%	1
	<b>14,965</b>	<b>100%</b>	<b>14,270</b>	<b>100%</b>	<b>695</b>
<b>Surplus (Deficit) before capital items</b>	<b>675</b>		<b>(1,235)</b>		<b>1,910</b>
Grants & contributions provided for capital purposes	269		143		126
<b>Net Surplus (Deficit) for the year</b>	<b>944</b>		<b>(1,092)</b>		<b>2,036</b>
<b>Performance Measures</b>					
	<b>2015</b>		<b>2014</b>		
Operating Performance	4.09%		-9.10%		
Own Source Operating Revenue	61.78%		66.54%		

The above table shows an overall increase of \$2.036 million from the previous year and is mainly attributable increased operating revenue including a one-off timing difference relating to the payment of the Financial Assistance Grant which ceased being in paid advance during the prior year (\$1.707 million).

**Operating Performance** measures the ability to contain operating expenditure within operating revenue excluding capital amounts. For 2015, this indicator was 4.09% and exceeded the benchmark of 0%.

**Own Source Operating Revenue** measures the degree of reliance on external funding sources such as grants and contributions. For 2015, this indicator was 61.78% and exceeded the benchmark of 60%.

## 1.2 Funding Result

As the operating result only accounts for operating income and expenditure, in reviewing the overall financial performance of Council, it is useful to consider the total source of revenues and how they were applied during the year which is illustrated in the table below.

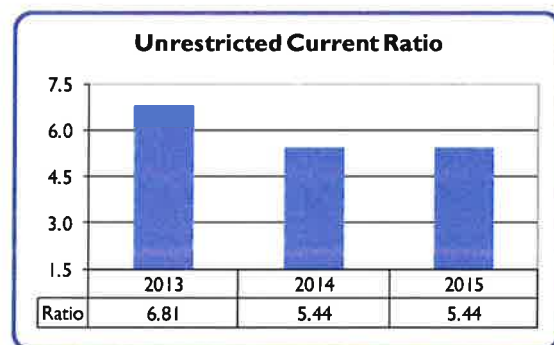
	2015	2014
	\$'000	\$'000
<b>Funds were provided by:-</b>		
<b>Operating Result (as above)</b>	<b>944</b>	<b>(1,092)</b>
Add back non funding items:-		
- Depreciation, amortisation & impairment	3,402	3,384
- Book value of non-current assets sold	188	223
- (Surplus)/Deficit in joint ventures	13	4
	<u>4,547</u>	<u>2,519</u>
Transfers from internal reserves (net)	0	630
Repayments from deferred debtors	12	15
Net Changes in current/non-current assets & liabilities	56	50
	<u>4,615</u>	<u>3,214</u>
<b>Funds were applied to:-</b>		
Purchase and construction of assets	(3,266)	(3,773)
Principal repaid on loans	0	(1)
Transfers to externally restricted assets (net)	(506)	(41)
Transfers to internal reserves (net)	(172)	0
Advances to deferred debtors	(55)	0
	<u>(3,999)</u>	<u>(3,815)</u>
<b>Increase/(Decrease) in Available Working Capital</b>	<b>616</b>	<b>(601)</b>

## 2. FINANCIAL POSITION

### 2.1 Unrestricted Current Ratio

The Unrestricted Current Ratio is a financial indicator specific to local government and represents Council's ability to meet its debts and obligations as they fall due.

After eliminating externally restricted assets and current liabilities not expected to be paid within the next 12 months net current assets amounted to \$4.580 million representing a factor of 5.44 to 1.





## 2.2 Available Working Capital – (Working Funds)

At the close of the year the Available Working Capital of Council stood at \$2.510 million as detailed below;

	2015	2014	Change
	\$'000	\$'000	\$'000
<b>Net Current Assets (Working Capital) as per Accounts</b>	<b>8,286</b>	<b>7,121</b>	<b>1,165</b>
<b>Add:</b> Payables & provisions not expected to be realised in the next 12 months included above	952	724	228
<b>Adjusted Net Current Assets</b>	<b>9,238</b>	<b>7,845</b>	<b>1,393</b>
<b>Add:</b> Budgeted & expected to pay in the next 12 months			
- Borrowings	2	2	0
- Employees leave entitlements	346	444	(98)
- Deferred debtors	(10)	(9)	(1)
<b>Less:</b> Externally restricted assets	<b>(4,658)</b>	<b>(4,152)</b>	<b>(506)</b>
<b>Less:</b> Internally restricted assets	<b>(2,408)</b>	<b>(2,236)</b>	<b>(172)</b>
<b>Available Working Capital as at 30 June</b>	<b>2,510</b>	<b>1,894</b>	<b>616</b>

The balance of Available Working Capital should be at a level to manage Council's day to day operations including the financing of hard core debtors, stores and to provide a buffer against unforeseen and unbudgeted expenditures. Taking into consideration the nature and level of the internally restricted assets (Reserves) set aside to fund future works and services and liabilities, Council's Available Working Capital at year end was sound.

## 2.3 Debt

After paying interest of \$1,000, total debt as at 30 June 2015 stood at \$2,000 (2014 - \$2,000).

The debt service cover ratio measures the availability of operating cash to service debt repayments. For 2015, the ratio indicated that operating results before capital, interest and depreciation covered payments required to service debt by a factor of 4.041 to 1.

## 2.4 Summary

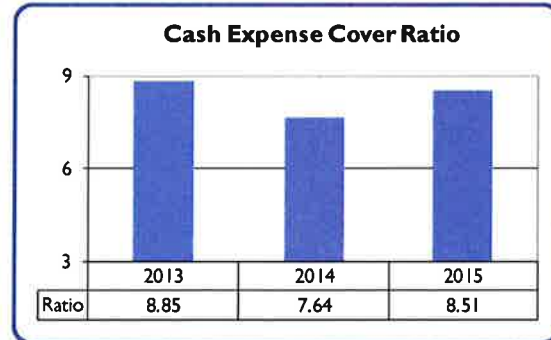
Council's overall financial position, when taking into account the above financial indicators was, in our opinion, sound.

### 3. CASH ASSETS

#### 3.1 Cash Expense Cover Ratio

This liquidity ratio indicates the number of months of expenditure requirements that can be met with available cash and term deposit balances without the need for additional cash inflow.

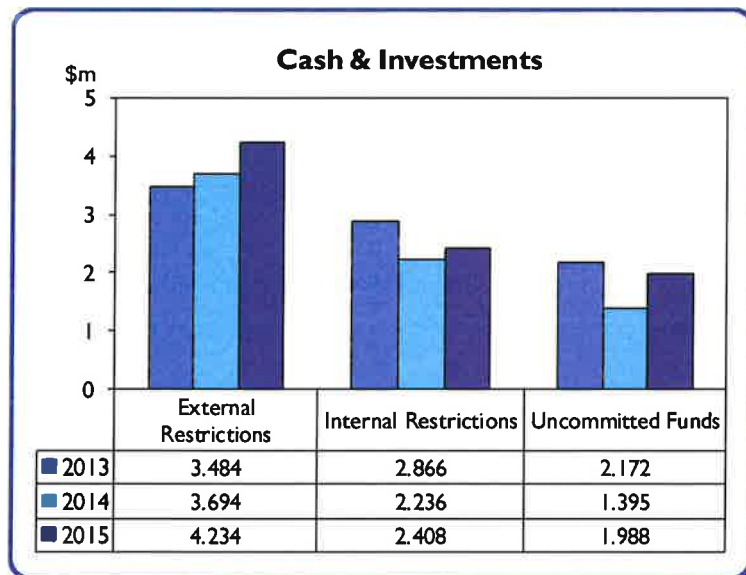
For 2015, this ratio stood at 8.51 months compared to the benchmark of 3.



#### 3.2 Cash & Investment Securities

Cash and investments amounted \$8.630 million at 30 June 2015 as compared with \$7.325 million in 2014 and \$8.522 million in 2013.

The chart alongside summarises the purposes for which cash and investments securities were held.



**Externally restricted cash and investments** are restricted in their use by externally imposed requirements and consisted of unexpended grants of \$486,000 and water and sewerage funds of \$3.748 million.

**Internally restricted cash and investments** have been restricted in their use by resolution or policy of Council to reflect forward plans, identified programs of works, and are, in fact, Council's "**Reserves**". These Reserves totalled \$2.408 million and their purposes are more fully disclosed in Notes 6 of the financial statements.

**Unrestricted cash and investments** amounted to \$1.988 million, which is available to provide liquidity for day to day operations.

### 3.3 Cash Flows

The Statement of Cash Flows illustrates the flow of cash (highly liquid cash and investments) moving in and out of Council during the year and reveals that cash increased by \$1.305 million to \$3.330 million at the close of the year.

In addition to operating activities which contributed net cash of \$4.225 million were the proceeds from the sale of investment securities (\$4.6 million), receipt of deferred debts (\$12,000) and the sale of assets (\$209,000). Cash outflows other than operating activities were used to purchase investment securities (\$4.6 million), advances made (\$55,000) and to purchase and construct assets (\$3.086 million).

## 4. RECEIVABLES

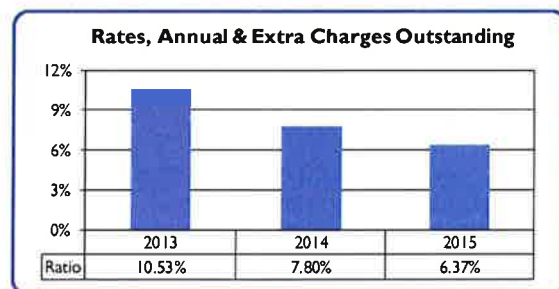
### 4.1 Rates & Annual Charges (excluding interest & extra charges)

Net rates and annual charges levied during the year totalled \$4.276 million and represented 27% of Council's total revenues.

Including arrears, the total rates and annual charges collectible was \$4.607 million of which \$4.340 million (94%) was collected.

### 4.2 Rates, Annual & Extra Charges

Arrears of rates, annual and extra charges stood at \$298,000 at the end of the year and represented 6.37% of those receivables.



### 4.3 Other Receivables

Receivables (other than rates & annual charges) totalled \$1.158 million and consisted mainly of user charges and fees (\$824,000) and government debts (\$211,000).

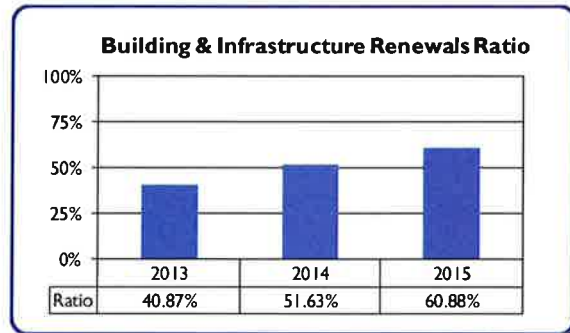
## 5. EMPLOYEES LEAVE ENTITLEMENTS

Council's provision for its liability toward employees leave entitlements and associated on costs amounted to \$1.298 million. Internally restricted cash and investments of \$316,000 was held representing 24% of this liability and was, in our opinion, sufficient to meet unbudgeted and unanticipated retirements.

## 6. BUILDING AND INFRASTRUCTURE RENEWALS

The Building, Infrastructure and Other Structures Renewals ratio measures the rate at which these assets are renewed against the rate at which they are depreciating.

Special Schedule No. 7 discloses that asset renewals for 2015 represented 61% of the depreciation charges for these assets. An industry benchmark is considered to be 100%, measured annually over the long term.



## 7. MANAGEMENT LETTER

An audit management letter addressing the findings from our interim audit was issued on 13 July 2015. This included our recommendations on possible ways to strengthen and/or improve procedures and management's comments and proposed actions.

## 8. CONCLUSION

We wish to record our appreciation to your General Manager and his staff for their ready co-operation and the courtesies extended to us during the conduct of the audit.

Yours faithfully,

**HILL ROGERS SPENCER STEER**

**GARY MOTTAU**

Partner

# Bogan Shire Council

SPECIAL PURPOSE FINANCIAL STATEMENTS  
for the year ended 30 June 2015

---



*Comfortable Country Living*

## Bogan Shire Council

### Special Purpose Financial Statements

for the financial year ended 30 June 2015

Contents	Page
<b>1. Statement by Councillors &amp; Management</b>	2
<b>2. Special Purpose Financial Statements:</b>	
Income Statement - Water Supply Business Activity	3
Income Statement - Sewerage Business Activity	4
Income Statement - Other Business Activities	n/a
Statement of Financial Position - Water Supply Business Activity	5
Statement of Financial Position - Sewerage Business Activity	6
Statement of Financial Position - Other Business Activities	n/a
<b>3. Notes to the Special Purpose Financial Statements</b>	7
<b>4. Auditor's Report</b>	16

---

#### Background

(i) These Special Purpose Financial Statements have been prepared for the use by both Council and the Division of Local Government in fulfilling their requirements under National Competition Policy.

(ii) The principle of competitive neutrality is based on the concept of a "level playing field" between persons/entities competing in a market place, particularly between private and public sector competitors.

Essentially, the principle is that government businesses, whether Commonwealth, State or Local, should operate without net competitive advantages over other businesses as a result of their public ownership.

(iii) For Council, the principle of competitive neutrality & public reporting applies only to declared business activities.

These include **(a)** those activities classified by the Australian Bureau of Statistics as business activities being water supply, sewerage services, abattoirs, gas production and reticulation and **(b)** those activities with a turnover of over \$2 million that Council has formally declared as a Business Activity (defined as Category 1 activities).

(iv) In preparing these financial statements for Council's self classified Category 1 businesses and ABS defined activities, councils must **(a)** adopt a corporatisation model and **(b)** apply full cost attribution including tax equivalent regime payments & debt guarantee fees (where the business benefits from councils borrowing position by comparison with commercial rates).

---

## Bogan Shire Council

### Special Purpose Financial Statements for the financial year ended 30 June 2015

### Statement by Councillors and Management made pursuant to the Local Government Code of Accounting Practice and Financial Reporting

The attached Special Purpose Financial Statements have been prepared in accordance with:

- The NSW Government Policy Statement "Application of National Competition Policy to Local Government".
- The Division of Local Government Guidelines "Pricing & Costing for Council Businesses - A Guide to Competitive Neutrality".
- The Local Government Code of Accounting Practice and Financial Reporting.
- The NSW Office of Water (Department of Environment, Climate Change and Water) Guidelines - "Best Practice Management of Water and Sewerage".

To the best of our knowledge and belief, these Financial Statements:

- Present fairly the Operating Result and Financial Position for each of Council's declared Business Activities for the year, and
- Accord with Council's accounting and other records.

We are not aware of any matter that would render these Statements false or misleading in any way.

Signed in accordance with a resolution of Council made on 24 September 2015.



R L Donald OAM  
MAYOR

  
J E Hainpstead OAM  
COUNCILLOR

D A Francis  
GENERAL MANAGER



L F Taberner  
RESPONSIBLE ACCOUNTING OFFICER

## Bogan Shire Council

## Income Statement of Council's Water Supply Business Activity

for the financial year ended 30 June 2015

\$ '000	Actual 2015	Actual 2014
<b>Income from continuing operations</b>		
Access charges	1,018	692
User charges	970	924
Fees	-	-
Interest	39	49
Grants and contributions provided for non capital purposes	9	28
Profit from the sale of assets	-	-
Other income	231	126
<b>Total income from continuing operations</b>	<b>2,267</b>	<b>1,819</b>
<b>Expenses from continuing operations</b>		
Employee benefits and on-costs	344	288
Borrowing costs	-	-
Materials and contracts	1,492	1,185
Depreciation and impairment	427	418
Water purchase charges	58	41
Loss on sale of assets	-	-
Calculated taxation equivalents	-	-
Debt guarantee fee (if applicable)	-	-
Other expenses	(2)	28
<b>Total expenses from continuing operations</b>	<b>2,319</b>	<b>1,960</b>
<b>Surplus (deficit) from Continuing Operations before capital amounts</b>	<b>(52)</b>	<b>(141)</b>
Grants and contributions provided for capital purposes	-	-
<b>Surplus (deficit) from Continuing Operations after capital amounts</b>	<b>(52)</b>	<b>(141)</b>
Surplus (deficit) from discontinued operations	-	-
<b>Surplus (deficit) from ALL Operations before tax</b>	<b>(52)</b>	<b>(141)</b>
less: Corporate Taxation Equivalent (30%) [based on result before capital]	-	-
<b>SURPLUS (DEFICIT) AFTER TAX</b>	<b>(52)</b>	<b>(141)</b>
plus Opening Retained Profits	6,121	6,262
plus/less: Prior Period Adjustments	-	-
plus Adjustments for amounts unpaid:		
- Taxation equivalent payments	-	-
- Debt guarantee fees	-	-
- Corporate taxation equivalent	-	-
less:		
- Tax Equivalent Dividend paid	-	-
- Surplus dividend paid	-	-
<b>Closing Retained Profits</b>	<b>6,069</b>	<b>6,121</b>
<b>Return on Capital %</b>	<b>-0.4%</b>	<b>-1.0%</b>
<b>Subsidy from Council</b>	<b>468</b>	<b>632</b>
<b>Calculation of dividend payable:</b>		
Surplus (deficit) after tax	(52)	(141)
less: Capital grants and contributions (excluding developer contributions)	-	-
<b>Surplus for dividend calculation purposes</b>	<b>-</b>	<b>-</b>
<b>Potential Dividend calculated from surplus</b>	<b>-</b>	<b>-</b>



## Bogan Shire Council

### Income Statement of Council's Sewerage Business Activity

for the financial year ended 30 June 2015

\$ '000	Actual 2015	Actual 2014
<b>Income from continuing operations</b>		
Access charges	446	442
User charges	335	234
Liquid Trade Waste charges	-	-
Fees	-	-
Interest	68	66
Grants and contributions provided for non capital purposes	8	-
Profit from the sale of assets	-	-
Other income	-	-
<b>Total income from continuing operations</b>	<b>857</b>	<b>742</b>
<b>Expenses from continuing operations</b>		
Employee benefits and on-costs	79	64
Borrowing costs	-	-
Materials and contracts	353	331
Depreciation and impairment	85	84
Loss on sale of assets	-	-
Calculated taxation equivalents	-	-
Debt guarantee fee (if applicable)	-	-
Other expenses	6	23
<b>Total expenses from continuing operations</b>	<b>523</b>	<b>502</b>
<b>Surplus (deficit) from Continuing Operations before capital amounts</b>	<b>334</b>	<b>240</b>
Grants and contributions provided for capital purposes	-	-
<b>Surplus (deficit) from Continuing Operations after capital amounts</b>	<b>334</b>	<b>240</b>
Surplus (deficit) from discontinued operations	-	-
<b>Surplus (deficit) from ALL Operations before tax</b>	<b>334</b>	<b>240</b>
less: Corporate Taxation Equivalent (30%) [based on result before capital]	(100)	(72)
<b>SURPLUS (DEFICIT) AFTER TAX</b>	<b>234</b>	<b>168</b>
<b>plus Opening Retained Profits</b>	7,092	6,852
<b>plus/less: Prior Period Adjustments</b>	-	-
<b>plus Adjustments for amounts unpaid:</b>		
- Taxation equivalent payments	-	-
- Debt guarantee fees	-	-
- Corporate taxation equivalent	100	72
<b>less:</b>		
- Tax Equivalent Dividend paid	-	-
- Surplus dividend paid	-	-
<b>Closing Retained Profits</b>	<b>7,426</b>	<b>7,092</b>
<b>Return on Capital %</b>	<b>4.7%</b>	<b>3.4%</b>
<b>Subsidy from Council</b>	<b>-</b>	<b>12</b>
<b>Calculation of dividend payable:</b>		
Surplus (deficit) after tax	234	168
less: Capital grants and contributions (excluding developer contributions)	-	-
<b>Surplus for dividend calculation purposes</b>	<b>234</b>	<b>168</b>
<b>Potential Dividend calculated from surplus</b>	<b>117</b>	<b>84</b>

## Bogan Shire Council

Statement of Financial Position - Council's Water Supply Business Activity  
as at 30 June 2015

\$ '000	Actual 2015	Actual 2014
<b>ASSETS</b>		
<b>Current Assets</b>		
Cash and cash equivalents	304	307
Investments	1,000	1,000
Receivables	303	283
Inventories	-	-
Other	-	-
Non-current assets classified as held for sale	-	-
<b>Total Current Assets</b>	<b>1,607</b>	<b>1,590</b>
<b>Non-Current Assets</b>		
Investments	-	-
Receivables	39	30
Inventories	-	-
Infrastructure, property, plant and equipment	13,763	13,801
Investments accounted for using equity method	-	-
Investment property	-	-
Intangible Assets	-	-
Other	-	-
<b>Total non-Current Assets</b>	<b>13,802</b>	<b>13,831</b>
<b>TOTAL ASSETS</b>	<b>15,409</b>	<b>15,421</b>
<b>LIABILITIES</b>		
<b>Current Liabilities</b>		
Bank Overdraft	-	-
Payables	46	-
Interest bearing liabilities	-	-
Provisions	-	-
<b>Total Current Liabilities</b>	<b>46</b>	<b>-</b>
<b>Non-Current Liabilities</b>		
Payables	-	-
Interest bearing liabilities	-	-
Provisions	-	-
<b>Total Non-Current Liabilities</b>	<b>-</b>	<b>-</b>
<b>TOTAL LIABILITIES</b>	<b>46</b>	<b>-</b>
<b>NET ASSETS</b>	<b>15,363</b>	<b>15,421</b>
<b>EQUITY</b>		
Retained earnings	6,063	6,121
Revaluation reserves	9,300	9,300
Council equity interest	15,363	15,421
Non-controlling equity interest	-	-
<b>TOTAL EQUITY</b>	<b>15,363</b>	<b>15,421</b>

## Bogan Shire Council

## Statement of Financial Position - Council's Sewerage Business Activity

as at 30 June 2015

\$ '000	Actual 2015	Actual 2014
<b>ASSETS</b>		
<b>Current Assets</b>		
Cash and cash equivalents	1,444	1,162
Investments	1,000	1,000
Receivables	100	92
Inventories	-	-
Other	-	-
Non-current assets classified as held for sale	-	-
<b>Total Current Assets</b>	<b>2,544</b>	<b>2,254</b>
<b>Non-Current Assets</b>		
Investments	-	-
Receivables	5	14
Inventories	-	-
Infrastructure, property, plant and equipment	7,143	7,088
Investments accounted for using equity method	-	-
Investment property	-	-
Intangible Assets	-	-
Other	-	-
<b>Total non-Current Assets</b>	<b>7,148</b>	<b>7,102</b>
<b>TOTAL ASSETS</b>	<b>9,692</b>	<b>9,356</b>
<b>LIABILITIES</b>		
<b>Current Liabilities</b>		
Bank Overdraft	-	-
Payables	2	-
Interest bearing liabilities	-	-
Provisions	-	-
<b>Total Current Liabilities</b>	<b>2</b>	<b>-</b>
<b>Non-Current Liabilities</b>		
Payables	-	-
Interest bearing liabilities	-	-
Provisions	-	-
<b>Total Non-Current Liabilities</b>	<b>-</b>	<b>-</b>
<b>TOTAL LIABILITIES</b>	<b>2</b>	<b>-</b>
<b>NET ASSETS</b>	<b>9,690</b>	<b>9,356</b>
<b>EQUITY</b>		
Retained earnings	7,426	7,092
Revaluation reserves	2,264	2,264
Council equity interest	9,690	9,356
Non-controlling equity interest	-	-
<b>TOTAL EQUITY</b>	<b>9,690</b>	<b>9,356</b>

## Bogan Shire Council

### Special Purpose Financial Statements

for the financial year ended 30 June 2015

#### Contents of the Notes accompanying the Financial Statements

Note	Details	Page
1	Summary of Significant Accounting Policies	8
2	Water Supply Business Best Practice Management disclosure requirements	11
3	Sewerage Business Best Practice Management disclosure requirements	13

## Bogan Shire Council

### Notes to the Special Purpose Financial Statements

for the financial year ended 30 June 2015

#### Note 1. Significant Accounting Policies

These financial statements are a Special Purpose Financial Statements (SPFS) prepared for use by Council and the Office of Local Government.

For the purposes of these statements, the Council is not a reporting not-for-profit entity.

The figures presented in these special purpose financial statements, unless otherwise stated, have been prepared in accordance with:

- the recognition and measurement criteria of relevant Australian Accounting Standards,
- other authoritative pronouncements of the Australian Accounting Standards Board (AASB) &
- Australian Accounting Interpretations.

The disclosures in these special purpose financial statements have been prepared in accordance with:

- the Local Government Act and Regulation, and
- the Local Government Code of Accounting Practice and Financial Reporting.

The statements are also prepared on an accruals basis, based on historic costs and do not take into account changing money values nor current values of non-current assets (except where specifically stated).

Certain taxes and other costs (appropriately described) have been imputed for the purposes of the National Competition Policy.

#### National Competition Policy

Council has adopted the principle of 'competitive neutrality' to its business activities as part of the national competition policy which is being applied throughout Australia at all levels of government.

The framework for its application is set out in the June 1996 Government Policy statement on the "Application of National Competition Policy to Local Government".

The "Pricing & Costing for Council Businesses A Guide to Competitive Neutrality" issued by the Office of Local Government in July 1997 has also been adopted.

The pricing & costing guidelines outline the process for identifying and allocating costs to activities and provide a standard of disclosure requirements. These disclosures are reflected in Council's pricing and/or financial reporting systems and include taxation equivalents; council subsidies; return on investments (rate of return); and dividends paid.

#### Declared Business Activities

In accordance with *Pricing & Costing for Council Businesses - A Guide to Competitive Neutrality*, Council has declared that the following are to be considered as business activities:

##### Category 1

(where gross operating turnover is over \$2 million)

##### a. **Bogan Shire Council Combined Water Supplies**

*Water supply operations servicing the town of Nyngan and the villages of Hermidale, Girilambone and Coolabah.*

##### Category 2

(where gross operating turnover is less than \$2 million)

##### b. **Bogan Shire Council Sewerage Service**

*Sewerage reticulation and treatment operations and net assets servicing the town of Nyngan.*

#### Monetary Amounts

Amounts shown in the financial statements are in Australian currency and rounded to the nearest one thousand dollars, with the exception of some figures disclosed in Note 2 (Water Supply Best Practice Management Disclosures) and Note 3 (Sewerage Best Practice Management Disclosures).

As required by the NSW Office of Water (Department of Primary Industries) the amounts shown in Notes 2 and Note 3 are disclosed in whole dollars.

#### (i) Taxation Equivalent Charges

Council is liable to pay various taxes and financial duties in undertaking its business activities. Where this is the case, they are disclosed in these

## Bogan Shire Council

### Notes to the Special Purpose Financial Statements for the financial year ended 30 June 2015

#### Note 1. Significant Accounting Policies

statements as a cost of operations just like all other costs.

However, where Council is exempt from paying taxes which are generally paid by private sector businesses (such as income tax), equivalent tax payments have been applied to all Council nominated business activities and are reflected in these financial statements.

For the purposes of disclosing comparative information relevant to the private sector equivalent, the following taxation equivalents have been applied to all council nominated business activities (this does not include council's non-business activities):

#### **Notional Rate Applied %**

##### Corporate Income Tax Rate – 30%

In accordance with the guidelines for Best Practice Management of Water Supply and Sewerage, a payment for the amount calculated as the annual tax equivalent charges (excluding income tax) must be paid from Water Supply and Sewerage Business activities.

The payment of taxation equivalent charges, referred in the Best Practice Management of Water Supply and Sewerage Guides to as a "Dividend for Taxation equivalent", may be applied for any purpose allowed under the Local Government Act, 1993.

Achievement of substantial compliance against the guidelines for Best Practice Management of Water Supply and Sewerage is not a prerequisite for the payment of the tax equivalent charges, however the payment must not exceed \$3 per assessment.

#### **Income Tax**

An income tax equivalent has been applied on the profits of each reported Business Activity.

Whilst income tax is not a specific cost for the purpose of pricing a good or service, it needs to be taken into account of in terms of assessing the rate of return required on capital invested.

Accordingly, the return on capital invested is set at a pre-tax level (gain/(loss) from ordinary activities before capital amounts) as would be applied by a private sector competitor – that is, it should include a

provision equivalent to the corporate income tax rate, currently 30%.

Income Tax is only applied where a positive gain/(loss) from ordinary activities before capital amounts has been achieved.

Since this taxation equivalent is notional - that is, it is payable to the "Council" as the owner of business operations, it represents an internal payment and has no effect on the operations of the council. Accordingly, there is no need for disclosure of internal charges in Council's General Purpose Financial Statements.

The rate applied of 30% is the equivalent company tax rate prevalent as at balance date. No adjustments have been made for variations that have occurred during the year.

#### **Local Government Rates & Charges**

A calculation of the equivalent rates and charges payable on all Category 1 businesses has been applied to all land assets owned or exclusively used by the Business Activity.

#### **Loan & Debt Guarantee Fees**

The debt guarantee fee is designed to ensure that council business activities face "true" commercial borrowing costs in line with private sector competitors.

In order to calculate a debt guarantee fee, council has determined what the differential borrowing rate would have been between the commercial rate and the council's borrowing rate for its business activities.

#### **(ii) Subsidies**

Government policy requires that subsidies provided to customers and the funding of those subsidies must be explicitly disclosed.

Subsidies occur where council provides services on a less than cost recovery basis. This option is exercised on a range of services in order for council to meet its community service obligations.

## Bogan Shire Council

### Notes to the Special Purpose Financial Statements for the financial year ended 30 June 2015

#### Note 1. Significant Accounting Policies

Accordingly, Subsidies disclosed (in relation to National Competition Policy) represents the difference between revenue generated from 'rate of return' pricing and revenue generated from prices set by the council in any given financial year.

The overall effect of subsidies is contained within the Income Statement of each reported Business Activity.

#### (iii) Return on Investments (Rate of Return)

The Policy statement requires that councils with Category 1 businesses "would be expected to generate a return on capital funds employed that is comparable to rates of return for private businesses operating in a similar field".

Such funds are subsequently available for meeting commitments or financing future investment strategies.

The Rate of Return on Capital is calculated as follows:

**Operating Result before Capital Income + Interest Expense**

**Written Down Value of I,PP&E as at 30 June**

As a minimum, business activities should generate a return equal to the Commonwealth 10 year bond rate which is 3.02% at 30/6/15.

The actual rate of return achieved by each Business Activity is disclosed at the foot of each respective Income Statement.

#### (iv) Dividends

Council is not required to pay dividends to either itself (as owner of a range of businesses) or to any external entities.

Local Government Water Supply and Sewerage Businesses are permitted to pay an annual dividend from its water supply or sewerage business surplus.

The dividend, calculated and approved in accordance with the Best Practice Management Guidelines, must not exceed either:

- (i) 50% of this surplus in any one year, or
- (ii) the number of water supply or sewerage assessments at 30 June 2015 multiplied by \$30 (less the payment for tax equivalent charges, not exceeding \$3 per assessment).

In accordance with the guidelines for Best Practice Management of Water Supply and Sewerage, a Dividend Payment form, Statement of Compliance, Unqualified Independent Financial Audit Report and Compliance Audit Report are required to be submitted to the NSW Office of Water prior to making the dividend and only after it has approved the payment.

## Bogan Shire Council

### Notes to the Special Purpose Financial Statements for the financial year ended 30 June 2015

#### Note 2. Water Supply Business Best Practice Management disclosure requirements

Dollars Amounts shown below are in WHOLE DOLLARS (unless otherwise indicated)

2015

##### 1. Calculation and Payment of Tax-Equivalents

[All Local Government Local Water Utilities must pay this dividend for tax-equivalents]

(i)	Calculated Tax Equivalents	-
(ii)	No of assessments multiplied by \$3/assessment	3,540
(iii)	Amounts payable for Tax Equivalents [lesser of (i) and (ii)]	-
(iv)	Amounts actually paid for Tax Equivalents	-

##### 2. Dividend from Surplus

(i)	50% of Surplus before Dividends [Calculated in accordance with Best Practice Management for Water Supply and Sewerage Guidelines]	-
(ii)	No. of assessments multiplied by \$30/assessment, less tax equivalent charges/assessment	35,400
(iii)	Cumulative surplus before Dividends for the 3 years to 30 June 2015, less the cumulative dividends paid for the 2 years to 30 June 2014 & 30 June 2013	(101,300)

2015 Surplus	(52,000)	2014 Surplus	(141,000)	2013 Surplus	91,700
		2014 Dividend	-	2013 Dividend	-

(iv)	Maximum dividend from surplus [least of (i), (ii) and (iii) above]	n/a
(v)	Dividend actually paid from surplus [refer below for required pre-dividend payment Criteria]	-

##### 3. Required outcomes for 6 Criteria

[To be eligible for the payment of a "Dividend from Surplus", ALL the Criteria below need a "YES"]

(i)	Completion of Strategic Business Plan (including Financial Plan)	YES
(ii)	Full Cost Recovery, without significant cross subsidies [Refer Item 2(a) in Table 1 on page 22 of the Best Practice Guidelines]	YES
	- Complying charges [Item 2(b) in Table 1]	YES
	- DSP with Commercial Developer Charges [Item 2(e) in Table 1]	YES
	- If Dual Water Supplies, Complying Charges [Item 2(g) in Table 1]	NO
(iii)	Sound Water Conservation and Demand Management implemented	YES
(iv)	Sound Drought Management implemented	YES
(v)	Complete Performance Reporting Form (by 15 September each year)	YES
(vi)	a. Integrated Water Cycle Management Evaluation	YES
	b. Complete and implement Integrated Water Cycle Management Strategy	YES



## Bogan Shire Council

### Notes to the Special Purpose Financial Statements for the financial year ended 30 June 2015

#### Note 2. Water Supply Business Best Practice Management disclosure requirements (continued)

Dollars Amounts shown below are in WHOLE DOLLARS (unless otherwise indicated) 2015

##### National Water Initiative (NWI) Financial Performance Indicators

NWI F1	Total Revenue (Water) Total Income (w13) - Grants for the Acquisition of Assets (w11a) - Interest Income (w9) - Aboriginal Communities W&S Program Income (w10a)	\$'000	2,228
NWI F4	Revenue from Residential Usage Charges (Water) Income from Residential Usage Charges (w6b) x 100 divided by the sum of [Income from Residential Usage Charges (w6a) + Income from Residential Access Charges (w6b)]	%	57.09%
NWI F9	Written Down Replacement Cost of Fixed Assets (Water) Written down current cost of system assets (w47)	\$'000	13,763
NWI F11	Operating Cost (OMA) (Water) Management Expenses (w1) + Operational & Maintenance Expenses (w2)	\$'000	1,887
NWI F14	Capital Expenditure (Water) Acquisition of fixed assets (w16)	\$'000	-
NWI F17	Economic Real Rate of Return (Water) [Total Income (w13) - Interest Income (w9) - Grants for acquisition of assets (w11a) - Operating Costs (NWI F11) - Current Cost Depreciation (w3)] x 100 divided by [Written Down Current Cost of System Assets (w47) + Plant & Equipment (w33b)]	%	-0.62%
NWI F26	Capital Works Grants (Water) Grants for the Acquisition of Assets (w11a)	\$'000	-

- Notes:
- References to w (eg. w12) refer to item numbers within Special Schedules No. 3 & 4 of Council's Annual Financial Statements.
  - The NWI Performance Indicators are based upon the National Performance Framework Handbook for Urban Performance Reporting Indicators & Definitions.

## Bogan Shire Council

### Notes to the Special Purpose Financial Statements for the financial year ended 30 June 2015

#### Note 3. Sewerage Business Best Practice Management disclosure requirements

Dollars Amounts shown below are in WHOLE DOLLARS (unless otherwise indicated)

2015

##### 1. Calculation and Payment of Tax-Equivalents

[All Local Government Local Water Utilities must pay this dividend for tax-equivalents]

(i)	Calculated Tax Equivalents	-
(ii)	No of assessments multiplied by \$3/assessment	2,949
(iii)	Amounts payable for Tax Equivalents [lesser of (i) and (ii)]	-
(iv)	Amounts actually paid for Tax Equivalents	-

##### 2. Dividend from Surplus

(i)	50% of Surplus before Dividends [Calculated in accordance with Best Practice Management for Water Supply and Sewerage Guidelines]	116,900
(ii)	No. of assessments x (\$30 less tax equivalent charges per assessment)	29,490
(iii)	Cumulative surplus before dividends for the 3 years to 30 June 2015, less the cumulative dividends paid for the 2 years to 30 June 2014 & 30 June 2013	579,600

2015 Surplus	233,800	2014 Surplus	168,000	2013 Surplus	177,800
		2014 Dividend	-	2013 Dividend	-

(iv)	Maximum dividend from surplus [least of (i), (ii) and (iii) above]	29,490
(v)	Dividend actually paid from surplus [refer below for required pre-dividend payment Criteria]	-

##### 3. Required outcomes for 4 Criteria

[To be eligible for the payment of a "Dividend from Surplus", ALL the Criteria below need a "YES"]

(i)	Completion of Strategic Business Plan (including Financial Plan)	YES
(ii)	Pricing with full cost-recovery, without significant cross subsidies [Refer Item 2(a) in Table 1 on page 22 of the Best Practice Guidelines]	YES
	Complying charges	
	(a) Residential [Item 2(c) in Table 1]	YES
	(b) Non Residential [Item 2(c) in Table 1]	YES
	(c) Trade Waste [Item 2(d) in Table 1]	YES
	DSP with Commercial Developer Charges [Item 2(e) in Table 1]	YES
	Liquid Trade Waste Approvals & Policy [Item 2(f) in Table 1]	YES
(iii)	Complete Performance Reporting Form (by 15 September each year)	YES
(iv)	a. Integrated Water Cycle Management Evaluation	YES
	b. Complete and implement Integrated Water Cycle Management Strategy	YES

## Bogan Shire Council

Notes to the Special Purpose Financial Statements  
for the financial year ended 30 June 2015Note 3. Sewerage Business  
Best Practice Management disclosure requirements (continued)

---

Dollars Amounts shown below are in WHOLE DOLLARS (unless otherwise indicated) 2015


---

**National Water Initiative (NWI) Financial Performance Indicators**

<b>NWI F2</b>	Total Revenue (Sewerage) Total Income (s14) - Grants for Acquisition of Assets (s12a) - Interest Income (s10) - Aboriginal Communities W&S Program Income (w10a)	\$'000	789
<b>NWI F10</b>	Written Down Replacement Cost of Fixed Assets (Sewerage) Written down current cost of system assets (s48)	\$'000	7,143
<b>NWI F12</b>	Operating Cost (Sewerage) Management Expenses (s1) + Operational & Maintenance Expenses (s2)	\$'000	438
<b>NWI F15</b>	Capital Expenditure (Sewerage) Acquisition of Fixed Assets (s17)	\$'000	-
<b>NWI F18</b>	Economic Real Rate of Return (Sewerage) [Total Income (s14) - Interest Income (s10) - Grants for acquisition of Assets (s12a) - Operating cost (NWI F12) - Current cost depreciation (s3)] x 100 divided by [Written down current cost (ie. WDCC) of System Assets (s48) + Plant & Equipment (s34b)]	%	3.72%
<b>NWI F27</b>	Capital Works Grants (Sewerage) Grants for the Acquisition of Assets (12a)	\$'000	-

---

**National Water Initiative (NWI) Financial Performance Indicators  
Water & Sewer (combined)**

<b>NWI F3</b>	Total Income (Water & Sewerage) Total Income (w13 + s14) + Gain/Loss on disposal of assets (w14 + s15) minus Grants for acquisition of assets (w11a + s12a) - Interest Income (w9 + s10)	\$'000	3,017
<b>NWI F8</b>	Revenue from Community Service Obligations (Water & Sewerage) Community Service Obligations (NWI F25) x 100 divided by Total Income (NWI F3)	%	0.56%
<b>NWI F16</b>	Capital Expenditure (Water & Sewerage) Acquisition of Fixed Assets (w16 + s17)	\$'000	-
<b>NWI F19</b>	Economic Real Rate of Return (Water & Sewerage) [Total Income (w13 + s14) - Interest Income (w9 + s10) - Grants for acquisition of assets (w11a + s12a) - Operating Cost (NWI F11 + NWI F12) - Current cost depreciation (w3 + s3)] x 100 divided by [Written down replacement cost of fixed assets (NWI F9 + NWI F10) + Plant & equipment (w33b + s34b)]	%	0.86%
<b>NWI F20</b>	Dividend (Water & Sewerage) Dividend paid from surplus (2(v) of Note 2 + 2(v) of Note 3)	\$'000	-
<b>NWI F21</b>	Dividend Payout Ratio (Water & Sewerage) Dividend (NWI F20) x 100 divided by Net Profit after tax (NWI F24)	%	0.00%

## Bogan Shire Council

Notes to the Special Purpose Financial Statements  
for the financial year ended 30 June 2015Note 3. Sewerage Business  
Best Practice Management disclosure requirements (continued)

---

Dollars Amounts shown below are in WHOLE DOLLARS (unless otherwise indicated) 2015


---

National Water Initiative (NWI) Financial Performance Indicators  
Water & Sewer (combined)

NWI F22	Net Debt to Equity (Water & Sewerage) Overdraft (w36 + s37) + Borrowings (w38 + s39) - Cash & Investments (w30 + s31) x 100 divided by [Total Assets (w35 + s36) - Total Liabilities (w40 + s41)]	%	-14.96%
NWI F23	Interest Cover (Water & Sewerage) Earnings before Interest & Tax (EBIT) divided by Net Interest  Earnings before Interest & Tax (EBIT): <span style="border: 1px solid black; padding: 0 10px;">180</span> Operating Result (w15a + s16a) + Interest expense (w4a + s4a) - Interest Income (w9 + s10) - Gain/Loss on disposal of assets (w14 + s15) + Miscellaneous Expenses (w4b + w4c + s4b + s4c)  Net Interest: <span style="border: 1px solid black; padding: 0 10px;">- 107</span> Interest Expense (w4a + s4a) - Interest Income (w9 + s10)		> 100
NWI F24	Net Profit After Tax (Water & Sewerage) Surplus before dividends (w15a + s16a) - Tax equivalents paid (Note 2-1(iv) + Note 3-1(iv))	\$'000	282
NWI F25	Community Service Obligations (Water & Sewerage) Grants for Pensioner Rebates (w11b + s12b)	\$'000	17

- Notes:
- References to w (eg. s12) refer to item numbers within Special Schedules No. 5 & 6 of Council's Annual Financial Statements.
  - The NWI Performance Indicators are based upon the National Performance Framework Handbook for Urban Performance Reporting Indicators & Definitions.

**BOGAN SHIRE COUNCIL**  
**SPECIAL PURPOSE FINANCIAL STATEMENTS**  
**INDEPENDENT AUDITORS' REPORT**

---

**REPORT ON THE FINANCIAL STATEMENTS**

We have audited the accompanying special purpose financial statements of Bogan Shire Council, which comprises the Statement of Financial Position as at 30 June 2015, Income Statement for the year ended on that date, a summary of significant accounting policies and other explanatory notes and the Statement by Councillors and Management.

***Responsibility of Council for the Financial Statements***

The Council is responsible for the preparation and fair presentation of the financial statements in accordance with the Local Government Act 1993 and have determined that the accounting policies described in Note 1 to the financial statements, which form part of the financial statements, are appropriate to meet the financial reporting requirements of the Office of Local Government. This responsibility includes the maintenance of adequate accounting records and internal controls designed to prevent and detect fraud and error; designing, implementing and maintaining internal controls relevant to the preparation and fair presentation of the financial statements that are free from material misstatement, whether due to fraud or error; selecting and applying appropriate accounting policies; and making accounting estimates that are reasonable in the circumstances.

***Auditors' Responsibility***

Our responsibility is to express an opinion on the financial statements based on our audit. We conducted our audit in accordance with Australian Auditing Standards. These Auditing Standards require that we comply with relevant ethical requirements relating to audit engagements and plan and perform the audit to obtain reasonable assurance whether the financial statements are free from material misstatement. Our audit responsibility does not extend to the best practice management disclosures in Notes 2 and 3 and, accordingly, no opinion is expressed on these disclosures.

An audit involves performing procedures to obtain audit evidence about the amounts and disclosures in the financial statements. The procedures selected depend on the auditor's judgement, including the assessment of the risks of material misstatement of the financial statements, whether due to fraud or error. In making those risk assessments, the auditor considers internal control relevant to the entity's preparation and fair presentation of the financial statements in order to design audit procedures that are appropriate in the circumstances, but not for the purpose of expressing an opinion on the effectiveness of the Council's internal control. An audit also includes evaluating the appropriateness of accounting policies used and the reasonableness of accounting estimates made by the Council, as well as evaluating the overall presentation of the financial statements.

**Assurance Partners**

T. +61 2 9232 5111  
F. +61 2 9233 7950

Level 5, 1 Chifley Square  
Sydney NSW 2000 Australia

GPO Box 7066  
Sydney NSW 2001

[www.hr-ss.com.au](http://www.hr-ss.com.au)  
[info@hr-ss.com.au](mailto:info@hr-ss.com.au)

Practising as Hill Rogers Spencer  
Steer Assurance Partners

ABN 56 435 338 966

Our audit did not involve an analysis of the prudence of business decisions made by Council or management.

We believe that the audit evidence we have obtained is sufficient and appropriate to provide a basis for our audit opinion.

***Independence***

In conducting our audit, we followed applicable independence requirements of Australian professional ethical pronouncements.

***Auditor's Opinion***

In our opinion, the special purpose financial statements of the Council are presented fairly in accordance with the requirements of those applicable Accounting Standards detailed in Note 1 and the Local Government Code of Accounting Practice and Financial Reporting.

***Basis of Accounting***

Without modifying our opinion, we draw attention to Note 1 to the financial statements, which describes the basis of accounting. The financial statements have been prepared for the purpose of fulfilling the financial reporting requirements of the Office of Local Government. As a result, the financial statements may not be suitable for another purpose.

**HILL ROGERS SPENCER STEER**



**GARY MOTTAU**

Partner

Dated at Sydney this 19th day of October 2015

# Bogan Shire Council

SPECIAL SCHEDULES  
for the year ended 30 June 2015

---



*Comfortable Country Living*

# Bogan Shire Council

## Special Schedules

for the financial year ended 30 June 2015

### Contents

Page

#### Special Schedules<sup>1</sup>

- Special Schedule No. 1	Net Cost of Services	2
- Special Schedule No. 2(a)	Statement of Long Term Debt (all purposes)	4
- Special Schedule No. 2(b)	Statement of Internal Loans (Sect. 410(3) LGA 1993)	n/a
- Special Schedule No. 3	Water Supply Operations - incl. Income Statement	5
- Special Schedule No. 4	Water Supply - Statement of Financial Position	9
- Special Schedule No. 5	Sewerage Service Operations - incl. Income Statement	10
- Special Schedule No. 6	Sewerage Service - Statement of Financial Position	14
- Notes to Special Schedules No. 3 & 5		15
- Special Schedule No. 7	Report on Infrastructure Assets (as at 30 June 2015)	16
- Special Schedule No. 8	Financial Projections	n/a
- Special Schedule No. 9	Permissible Income Calculation	23

<sup>1</sup> Special Schedules are not audited (with the exception of Special Schedule 9).

#### Background

- (i) These Special Schedules have been designed to meet the requirements of special purpose users such as;
- the NSW Grants Commission
  - the Australian Bureau of Statistics (ABS),
  - the NSW Office of Water (NOW), and
  - the Office of Local Government (OLG).
- (ii) The financial data is collected for various uses including;
- the allocation of Financial Assistance Grants,
  - the incorporation of Local Government financial figures in national statistics,
  - the monitoring of loan approvals,
  - the allocation of borrowing rights, and
  - the monitoring of the financial activities of specific services.



## Bogan Shire Council

### Special Schedule No. 1 - Net Cost of Services for the financial year ended 30 June 2015

Function or Activity	Expenses from Continuing Operations	Income from continuing operations		Net Cost of Services
		Non Capital	Capital	
<b>Governance</b>	414	133	-	(281)
<b>Administration</b>	2,287	20	-	(2,267)
<b>Public Order and Safety</b>				
Fire Service Levy, Fire Protection, Emergency Services	247	168	100	21
Beach Control	-	-	-	-
Enforcement of Local Govt. Regulations	-	-	-	-
Animal Control	77	2	-	(75)
Other	-	-	-	-
<b>Total Public Order &amp; Safety</b>	<b>324</b>	<b>170</b>	<b>100</b>	<b>(54)</b>
<b>Health</b>	15	12	-	(3)
<b>Environment</b>				
Noxious Plants and Insect/Vermin Control	95	27	-	(68)
Other Environmental Protection	248	17	-	(231)
Solid Waste Management	679	503	-	(176)
Street Cleaning	-	-	-	-
Drainage	-	-	-	-
Stormwater Management	59	48	-	(11)
<b>Total Environment</b>	<b>1,081</b>	<b>595</b>	<b>-</b>	<b>(486)</b>
<b>Community Services and Education</b>				
Administration & Education	85	4	-	(81)
Social Protection (Welfare)	-	-	-	-
Aged Persons and Disabled	1	3	-	2
Children's Services	220	326	-	106
<b>Total Community Services &amp; Education</b>	<b>306</b>	<b>333</b>	<b>-</b>	<b>27</b>
<b>Housing and Community Amenities</b>				
Public Cemeteries	20	34	-	14
Public Conveniences	-	-	-	-
Street Lighting	80	17	-	(63)
Town Planning	21	106	-	85
Other Community Amenities	-	-	-	-
<b>Total Housing and Community Amenities</b>	<b>121</b>	<b>157</b>	<b>-</b>	<b>36</b>
<b>Water Supplies</b>	<b>2,323</b>	<b>2,267</b>	<b>-</b>	<b>(56)</b>
<b>Sewerage Services</b>	<b>531</b>	<b>857</b>	<b>-</b>	<b>326</b>

## Bogan Shire Council

### Special Schedule No. 1 - Net Cost of Services (continued) for the financial year ended 30 June 2015

\$'000

Function or Activity	Expenses from Continuing Operations	Income from continuing operations		Net Cost of Services
		Non Capital	Capital	
<b>Recreation and Culture</b>				
Public Libraries	193	29	-	(164)
Museums	3	19	-	16
Art Galleries	-	-	-	-
Community Centres and Halls	27	1	-	(26)
Performing Arts Venues	-	-	-	-
Other Performing Arts	9	-	-	(9)
Other Cultural Services	6	-	-	(6)
Sporting Grounds and Venues	31	-	-	(31)
Swimming Pools	222	2	-	(220)
Parks & Gardens (Lakes)	597	-	-	(597)
Other Sport and Recreation	43	-	-	(43)
<b>Total Recreation and Culture</b>	<b>1,131</b>	<b>51</b>	<b>-</b>	<b>(1,080)</b>
<b>Fuel &amp; Energy</b>	<b>-</b>	<b>-</b>	<b>-</b>	<b>-</b>
<b>Agriculture</b>	<b>-</b>	<b>-</b>	<b>-</b>	<b>-</b>
<b>Mining, Manufacturing and Construction</b>				
Building Control	10	6	-	(4)
Other Mining, Manufacturing & Construction	-	-	-	-
<b>Total Mining, Manufacturing and Const.</b>	<b>10</b>	<b>6</b>	<b>-</b>	<b>(4)</b>
<b>Transport and Communication</b>				
Urban Roads (UR) - Local	-	-	-	-
Urban Roads - Regional	-	-	-	-
Sealed Rural Roads (SRR) - Local	756	-	-	(756)
Sealed Rural Roads (SRR) - Regional	3,022	1,610	-	(1,412)
Unsealed Rural Roads (URR) - Local	751	2,121	-	1,370
Unsealed Rural Roads (URR) - Regional	379	886	150	657
Bridges on UR - Local	-	-	-	-
Bridges on SRR - Local	-	-	-	-
Bridges on URR - Local	-	-	-	-
Bridges on Regional Roads	-	-	-	-
Parking Areas	-	-	-	-
Footpaths	-	-	-	-
Aerodromes	100	1	-	(99)
Other Transport & Communication	1,331	113	19	(1,199)
<b>Total Transport and Communication</b>	<b>6,339</b>	<b>4,731</b>	<b>169</b>	<b>(1,439)</b>
<b>Economic Affairs</b>				
Camping Areas & Caravan Parks	-	-	-	-
Other Economic Affairs	70	159	-	89
<b>Total Economic Affairs</b>	<b>70</b>	<b>159</b>	<b>-</b>	<b>89</b>
<b>Totals – Functions</b>	<b>14,952</b>	<b>9,491</b>	<b>269</b>	<b>(5,192)</b>
<b>General Purpose Revenues<sup>(2)</sup></b>		<b>6,149</b>		<b>6,149</b>
<b>Share of interests - joint ventures &amp; associates using the equity method</b>	<b>13</b>	<b>-</b>		<b>(13)</b>
<b>NET OPERATING RESULT<sup>(1)</sup></b>	<b>14,965</b>	<b>15,640</b>	<b>269</b>	<b>944</b>

(1) As reported in the Income Statement

(2) Includes: Rates & Annual Charges (Incl: Ex Gratia, excl: Water & Sewer), Non Capital General Purpose Grants, Interest on Investments (excl: Ext: Restricted Assets) & Interest on overdue Rates & Annual Charges

## Bogan Shire Council

## Special Schedule No. 2(a) - Statement of Long Term Debt (all purpose)

for the financial year ended 30 June 2015

\$'000

Classification of Debt	Principal outstanding at beginning of the year			New Loans raised during the year	Debt redemption during the year		Transfers to Sinking Funds	Interest applicable for Year	Principal outstanding at the end of the year		
	Current	Non Current	Total		From Revenue	Sinking Funds			Current	Non Current	Total
<b>Loans (by Source)</b>											
Commonwealth Government	-	-	-	-	-	-	-	-	-	-	-
Treasury Corporation	-	-	-	-	-	-	-	-	-	-	-
Other State Government	-	-	-	-	-	-	-	-	-	-	-
Public Subscription	-	-	-	-	-	-	-	-	-	-	-
Financial Institutions	-	-	-	-	-	-	-	-	-	-	-
Other	2	-	2	-	-	-	-	1	2	-	2
<b>Total Loans</b>	<b>2</b>	<b>-</b>	<b>2</b>	<b>-</b>	<b>-</b>	<b>-</b>	<b>-</b>	<b>1</b>	<b>2</b>	<b>-</b>	<b>2</b>
<b>Other Long Term Debt</b>											
Ratepayers Advances	-	-	-	-	-	-	-	-	-	-	-
Government Advances	-	-	-	-	-	-	-	-	-	-	-
Finance Leases	-	-	-	-	-	-	-	-	-	-	-
Deferred Payments	-	-	-	-	-	-	-	-	-	-	-
<b>Total Long Term Debt</b>	<b>-</b>	<b>-</b>	<b>-</b>	<b>-</b>	<b>-</b>	<b>-</b>	<b>-</b>	<b>-</b>	<b>-</b>	<b>-</b>	<b>-</b>
<b>Total Debt</b>	<b>2</b>	<b>-</b>	<b>2</b>	<b>-</b>	<b>-</b>	<b>-</b>	<b>-</b>	<b>1</b>	<b>2</b>	<b>-</b>	<b>2</b>

Notes: Excludes (i) Internal Loans &amp; (ii) Principal Inflows/Outflows relating to Loan Re-Financing.

This Schedule is prepared using the **face value** of debt obligations, rather than **fair value** (which are reported in the GPFS).

## Bogan Shire Council

## Special Schedule No. 3 - Water Supply Income Statement

Includes ALL INTERNAL TRANSACTIONS, ie. prepared on a Gross Basis.  
for the financial year ended 30 June 2015

\$'000	Actuals 2015	Actuals 2014
<b>A Expenses and Income</b>		
<b>Expenses</b>		
<b>1. Management expenses</b>		
a. Administration	115	403
b. Engineering and Supervision	489	-
<b>2. Operation and Maintenance expenses</b>		
<b>- Dams &amp; Weirs</b>		
a. Operation expenses	305	-
b. Maintenance expenses	2	1
<b>- Mains</b>		
c. Operation expenses	146	220
d. Maintenance expenses	129	299
<b>- Reservoirs</b>		
e. Operation expenses	92	-
f. Maintenance expenses	17	1
<b>- Pumping Stations</b>		
g. Operation expenses (excluding energy costs)	-	31
h. Energy costs	80	92
i. Maintenance expenses	256	144
<b>- Treatment</b>		
j. Operation expenses (excluding chemical costs)	-	-
k. Chemical costs	120	133
l. Maintenance expenses	-	-
<b>- Other</b>		
m. Operation expenses	13	-
n. Maintenance expenses	123	46
o. Purchase of water	-	70
<b>3. Depreciation expenses</b>		
a. System assets	427	418
b. Plant and equipment	-	-
<b>4. Miscellaneous expenses</b>		
a. Interest expenses	-	-
b. Revaluation Decrements	-	-
c. Other expenses	5	102
d. Impairment - System assets	-	-
e. Impairment - Plant and equipment	-	-
f. Aboriginal Communities Water & Sewerage Program	-	-
g. Tax Equivalents Dividends (actually paid)	-	-
<b>5. Total expenses</b>	<b>2,319</b>	<b>1,960</b>

## Bogan Shire Council

## Special Schedule No. 3 - Water Supply Income Statement (continued)

Includes ALL INTERNAL TRANSACTIONS, ie. prepared on a Gross Basis.  
for the financial year ended 30 June 2015

\$'000	Actuals 2015	Actuals 2014
<b>Income</b>		
<b>6. Residential charges</b>		
a. Access (including rates)	726	635
b. Usage charges	966	963
<b>7. Non-residential charges</b>		
a. Access (including rates)	-	-
b. Usage charges	-	-
<b>8. Extra charges</b>	-	5
<b>9. Interest income</b>	39	49
<b>10. Other income</b>	294	22
<b>10a. Aboriginal Communities Water and Sewerage Program</b>	-	-
<b>11. Grants</b>		
a. Grants for acquisition of assets	-	-
b. Grants for pensioner rebates	9	-
c. Other grants	-	-
<b>12. Contributions</b>		
a. Developer charges	-	-
b. Developer provided assets	-	-
c. Other contributions	233	145
<b>13. Total income</b>	<u>2,267</u>	<u>1,819</u>
<b>14. Gain (or loss) on disposal of assets</b>	-	-
<b>15. Operating Result</b>	<u>(52)</u>	<u>(141)</u>
<b>15a. Operating Result (less grants for acquisition of assets)</b>	(52)	(141)

## Bogan Shire Council

## Special Schedule No. 3 - Water Supply Income Statement (continued)

Includes ALL INTERNAL TRANSACTIONS, ie. prepared on a Gross Basis.  
for the financial year ended 30 June 2015

\$'000	Actuals 2015	Actuals 2014
<b>B Capital transactions</b>		
<b>Non-operating expenditures</b>		
<b>16. Acquisition of Fixed Assets</b>		
a. New Assets for Improved Standards	-	-
b. New Assets for Growth	-	-
c. Renewals	-	187
d. Plant and equipment	-	-
<b>17. Repayment of debt</b>		
a. Loans	-	-
b. Advances	-	-
c. Finance leases	-	-
<b>18. Transfer to sinking fund</b>	-	-
<b>19. Totals</b>	<u>-</u>	<u>187</u>
<b>Non-operating funds employed</b>		
<b>20. Proceeds from disposal of assets</b>	-	-
<b>21. Borrowing utilised</b>		
a. Loans	-	-
b. Advances	-	-
c. Finance leases	-	-
<b>22. Transfer from sinking fund</b>	-	-
<b>23. Totals</b>	<u>-</u>	<u>-</u>
<b>C Rates and charges</b>		
<b>24. Number of assessments</b>		
a. Residential (occupied)	926	982
b. Residential (unoccupied, ie. vacant lot)	106	-
c. Non-residential (occupied)	148	142
d. Non-residential (unoccupied, ie. vacant lot)	-	-
<b>25. Number of ETs for which developer charges were received</b>	- ET	- ET
<b>26. Total amount of pensioner rebates (actual dollars)</b>	\$ 16,307	\$ 15,312

## Bogan Shire Council

## Special Schedule No. 3 - Water Supply Cross Subsidies

for the financial year ended 30 June 2015

\$'000	Yes	No	Amount
<b>D Best practice annual charges and developer charges*</b>			
<b>27. Annual charges</b>			
a. Does Council have best-practice water supply annual charges and usage charges*?	<input type="checkbox"/> YES	<input type="checkbox"/>	
If Yes, go to 28a.			
If No, please report if council has removed <b>land value</b> from access charges (ie rates)?	<input type="checkbox"/>	<input type="checkbox"/>	
<b>NB.</b> Such charges for both residential customers and non-residential customers comply with section 3.2 of Water Supply, Sewerage and Trade Waste Pricing Guidelines, NSW Office of Water, December, 2002. Such charges do not involve significant cross subsidies.			
b. Cross-subsidy <b>from</b> residential customers using less than allowance (page 25 of Guidelines)			<input type="text"/>
c. Cross-subsidy <b>to</b> non-residential customers (page 24 of Guidelines)			<input type="text"/>
d. Cross-subsidy <b>to</b> large connections in unmetered supplies (page 26 of Guidelines)			<input type="text"/>
<b>28. Developer charges</b>			
a. Has council completed a water supply Development Servicing** Plan?	<input type="checkbox"/> YES	<input type="checkbox"/>	
b. Total cross-subsidy in water supply developer charges for 2014/15 (page 47 of Guidelines)			<input type="text"/>
** In accordance with page 9 of Developer Charges Guidelines for Water Supply, Sewerage and Stormwater, NSW Office of Water, December, 2002.			
<b>29. Disclosure of cross-subsidies</b>			
<b>Total of cross-subsidies (27b +27c + 27d + 28b)</b>			<input type="text" value="-"/>

\* Councils which have not yet implemented best practice water supply pricing should disclose cross-subsidies in items 27b, 27c and 27d above.

However, disclosure of cross-subsidies is **not** required where a Council has implemented best practice pricing and is phasing in such pricing over a period of 3 years.

## Bogan Shire Council

## Special Schedule No. 4 - Water Supply Statement of Financial Position

Includes INTERNAL TRANSACTIONS, ie. prepared on a Gross Basis.  
as at 30 June 2015

\$'000	Actuals Current	Actuals Non Current	Actuals Total
<b>ASSETS</b>			
<b>30. Cash and investments</b>			
a. Developer charges	-	-	-
b. Special purpose grants	-	-	-
c. Accrued leave	-	-	-
d. Unexpended loans	-	-	-
e. Sinking fund	-	-	-
f. Other	1,304	-	1,304
<b>31. Receivables</b>			
a. Specific purpose grants	-	-	-
b. Rates and Availability Charges	41	40	81
c. User Charges	256	-	256
d. Other	5	-	5
<b>32. Inventories</b>	-	-	-
<b>33. Property, plant and equipment</b>			
a. System assets	-	13,763	13,763
b. Plant and equipment	-	-	-
<b>34. Other assets</b>	-	-	-
<b>35. Total assets</b>	<u>1,606</u>	<u>13,803</u>	<u>15,409</u>
<b>LIABILITIES</b>			
<b>36. Bank overdraft</b>	-	-	-
<b>37. Creditors</b>	46	-	46
<b>38. Borrowings</b>			
a. Loans	-	-	-
b. Advances	-	-	-
c. Finance leases	-	-	-
<b>39. Provisions</b>			
a. Tax equivalents	-	-	-
b. Dividend	-	-	-
c. Other	-	-	-
<b>40. Total liabilities</b>	<u>46</u>	<u>-</u>	<u>46</u>
<b>41. NET ASSETS COMMITTED</b>	<u>1,560</u>	<u>13,803</u>	<u>15,363</u>
<b>EQUITY</b>			
<b>42. Accumulated surplus</b>			6,063
<b>43. Asset revaluation reserve</b>			9,300
<b>44. TOTAL EQUITY</b>			<u>15,363</u>
<b>Note to system assets:</b>			
<b>45. Current replacement cost</b> of system assets			32,375
<b>46. Accumulated current cost</b> depreciation of system assets			(18,612)
<b>47. Written down current cost</b> of system assets			<u>13,763</u>



## Bogan Shire Council

## Special Schedule No. 5 - Sewerage Service Income Statement

Includes ALL INTERNAL TRANSACTIONS, ie. prepared on a Gross Basis.  
for the financial year ended 30 June 2015

\$'000	Actuals 2015	Actuals 2014
<b>A Expenses and Income</b>		
<b>Expenses</b>		
<b>1. Management expenses</b>		
a. Administration	14	190
b. Engineering and Supervision	256	12
<b>2. Operation and Maintenance expenses</b>		
<b>- Mains</b>		
a. Operation expenses	57	12
b. Maintenance expenses	76	85
<b>- Pumping Stations</b>		
c. Operation expenses (excluding energy costs)	19	82
d. Energy costs	9	16
e. Maintenance expenses	-	11
<b>- Treatment</b>		
f. Operation expenses (excl. chemical, energy, effluent & biosolids management costs)	-	-
g. Chemical costs	7	3
h. Energy costs	-	-
i. Effluent Management	-	-
j. Biosolids Management	-	-
k. Maintenance expenses	-	-
<b>- Other</b>		
l. Operation expenses	-	1
m. Maintenance expenses	-	7
<b>3. Depreciation expenses</b>		
a. System assets	85	83
b. Plant and equipment	-	-
<b>4. Miscellaneous expenses</b>		
a. Interest expenses	-	-
b. Revaluation Decrements	-	-
c. Other expenses	-	-
d. Impairment - System assets	-	-
e. Impairment - Plant and equipment	-	-
f. Aboriginal Communities Water & Sewerage Program	-	-
g. Tax Equivalent Dividends (actually paid)	-	-
<b>5. Total expenses</b>	<b>523</b>	<b>502</b>

## Bogan Shire Council

## Special Schedule No. 5 - Sewerage Service Income Statement (continued)

Includes ALL INTERNAL TRANSACTIONS, ie. prepared on a Gross Basis.  
for the financial year ended 30 June 2015

\$'000	Actuals 2015	Actuals 2014
<b>Income</b>		
<b>6. Residential charges</b> (including rates)	445	442
<b>7. Non-residential charges</b>		
a. Access (including rates)	-	-
b. Usage charges	331	234
<b>8. Trade Waste Charges</b>		
a. Annual Fees	4	-
b. Usage charges	-	-
c. Excess mass charges	-	-
d. Re-inspection fees	-	-
<b>9. Extra charges</b>	-	-
<b>10. Interest income</b>	68	66
<b>11. Other income</b>	1	-
<b>11a. Aboriginal Communities Water &amp; Sewerage Program</b>	-	-
<b>12. Grants</b>		
a. Grants for acquisition of assets	-	-
b. Grants for pensioner rebates	8	-
c. Other grants	-	-
<b>13. Contributions</b>		
a. Developer charges	-	-
b. Developer provided assets	-	-
c. Other contributions	-	-
<b>14. Total income</b>	<u>857</u>	<u>742</u>
<b>15. Gain (or loss) on disposal of assets</b>	-	-
<b>16. Operating Result</b>	<u>334</u>	<u>240</u>
<b>16a. Operating Result (less grants for acquisition of assets)</b>	334	240

## Bogan Shire Council

## Special Schedule No. 5 - Sewerage Service Income Statement (continued)

Includes ALL INTERNAL TRANSACTIONS, ie. prepared on a Gross Basis.  
for the financial year ended 30 June 2015

\$'000	Actuals 2015	Actuals 2014
<b>B Capital transactions</b>		
<b>Non-operating expenditures</b>		
<b>17. Acquisition of Fixed Assets</b>		
a. New Assets for Improved Standards	-	-
b. New Assets for Growth	-	-
c. Renewals	-	7
d. Plant and equipment	-	-
<b>18. Repayment of debt</b>		
a. Loans	-	-
b. Advances	-	-
c. Finance leases	-	-
<b>19. Transfer to sinking fund</b>	-	-
<b>20. Totals</b>	<u>-</u>	<u>7</u>
<b>Non-operating funds employed</b>		
<b>21. Proceeds from disposal of assets</b>	-	-
<b>22. Borrowing utilised</b>		
a. Loans	-	-
b. Advances	-	-
c. Finance leases	-	-
<b>23. Transfer from sinking fund</b>	-	-
<b>24. Totals</b>	<u>-</u>	<u>-</u>
<b>C Rates and charges</b>		
<b>25. Number of assessments</b>		
a. Residential (occupied)	803	819
b. Residential (unoccupied, ie. vacant lot)	31	-
c. Non-residential (occupied)	126	109
d. Non-residential (unoccupied, ie. vacant lot)	23	-
<b>26. Number of ETs for which developer charges were received</b>	- ET	- ET
<b>27. Total amount of pensioner rebates (actual dollars)</b>	\$ 14,558	\$ 13,300

## Bogan Shire Council

## Special Schedule No. 5 - Sewerage Service Cross Subsidies

for the financial year ended 30 June 2015

\$'000	Yes	No	Amount
<b>D Best practice annual charges and developer charges*</b>			
<b>28. Annual charges</b>			
<b>a.</b> Does Council have best-practice sewerage annual charges, usage charges and trade waste fees & charges*?	<input type="checkbox"/> YES	<input type="checkbox"/>	
If Yes, go to 29a.			
If No, please report if council has removed <b>land value</b> from access charges (ie rates)?	<input type="checkbox"/>	<input type="checkbox"/>	
<b>NB.</b> Such charges for both residential customers and non-residential customers comply with section 4.2 & 4.3 of the Water Supply, Sewerage and Trade Waste Pricing Guidelines, NSW Office of Water, December, 2002. Such charges do not involve significant cross subsidies.			
<b>b.</b> Cross-subsidy <b>to</b> non-residential customers (page 45 of Guidelines)			<input type="text"/>
<b>c.</b> Cross-subsidy <b>to</b> trade waste discharges (page 46 of Guidelines)			<input type="text"/>
<b>29. Developer charges</b>			
<b>a.</b> Has council completed a sewerage Development Servicing** Plan?	<input type="checkbox"/> YES	<input type="checkbox"/>	
<b>b.</b> Total cross-subsidy in sewerage developer charges for 2014/15 (page 47 of Guidelines)			<input type="text"/>
** In accordance with page 9 of Developer Charges Guidelines for Water Supply, Sewerage and Stormwater, NSW Office of Water, December, 2002.			
<b>30. Disclosure of cross-subsidies</b>			
<b>Total of cross-subsidies (28b + 28c + 29b)</b>			<input type="text" value="-"/>

\* Councils which have not yet implemented best practice sewer pricing & liquid waste pricing should disclose cross-subsidies in items 28b and 28c above.

However, disclosure of cross-subsidies is **not** required where a Council has implemented best practice sewerage and liquid waste pricing and is phasing in such pricing over a period of 3 years.

## Bogan Shire Council

## Special Schedule No. 6 - Sewerage Service Statement of Financial Position

Includes INTERNAL TRANSACTIONS, ie. prepared on a Gross Basis.  
as at 30 June 2015

\$'000	Actuals Current	Actuals Non Current	Actuals Total
<b>ASSETS</b>			
<b>31. Cash and investments</b>			
a. Developer charges	-	-	-
b. Special purpose grants	-	-	-
c. Accrued leave	-	-	-
d. Unexpended loans	-	-	-
e. Sinking fund	-	-	-
f. Other	2,444	-	2,444
<b>32. Receivables</b>			
a. Specific purpose grants	-	-	-
b. Rates and Availability Charges	37	5	42
c. User Charges	57	-	57
d. Other	6	-	6
<b>33. Inventories</b>	-	-	-
<b>34. Property, plant and equipment</b>			
a. System assets	-	7,143	7,143
b. Plant and equipment	-	-	-
<b>35. Other assets</b>	-	-	-
<b>36. Total Assets</b>	<u>2,544</u>	<u>7,148</u>	<u>9,692</u>
<b>LIABILITIES</b>			
<b>37. Bank overdraft</b>	-	-	-
<b>38. Creditors</b>	2	-	2
<b>39. Borrowings</b>			
a. Loans	-	-	-
b. Advances	-	-	-
c. Finance leases	-	-	-
<b>40. Provisions</b>			
a. Tax equivalents	-	-	-
b. Dividend	-	-	-
c. Other	-	-	-
<b>41. Total Liabilities</b>	<u>2</u>	<u>-</u>	<u>2</u>
<b>42. NET ASSETS COMMITTED</b>	<u>2,542</u>	<u>7,148</u>	<u>9,690</u>
<b>EQUITY</b>			
<b>42. Accumulated surplus</b>			7,426
<b>44. Asset revaluation reserve</b>			2,264
<b>45. TOTAL EQUITY</b>			<u>9,690</u>
<b>Note to system assets:</b>			
<b>46. Current replacement cost</b> of system assets			11,015
<b>47. Accumulated current cost</b> depreciation of system assets			(3,872)
<b>48. Written down current cost</b> of system assets			<u>7,143</u>

## Bogan Shire Council

### Notes to Special Schedule No.'s 3 & 5

for the financial year ended 30 June 2015

#### Administration <sup>(1)</sup>

(item 1a of Special Schedules 3 and 5) comprises the following:

- Administration staff:
  - Salaries and allowance
  - Travelling expenses
  - Accrual of leave entitlements
  - Employment overheads.
- Meter reading.
- Bad and doubtful debts.
- Other administrative/corporate support services.

#### Engineering and supervision <sup>(1)</sup>

(item 1b of Special Schedules 3 and 5) comprises the following:

- Engineering staff:
  - Salaries and allowance
  - Travelling expenses
  - Accrual of leave entitlements
  - Employment overheads.
- Other technical and supervision staff:
  - Salaries and allowance
  - Travelling expenses
  - Accrual of leave entitlements
  - Employment overheads.

**Operational expenses** (item 2 of Special Schedules 3 and 5) comprise the day to day operational expenses excluding maintenance expenses.

**Maintenance expenses** (item 2 of Special Schedules 3 and 5) comprise the day to day repair and maintenance expenses. (Refer to Section 5 of the Local Government Asset Accounting Manual regarding capitalisation principles and the distinction between capital and maintenance expenditure).

**Other expenses** (item 4c of Special Schedules 3 and 5) includes all expenses not recorded elsewhere.

**Revaluation decrements** (item 4b of Special Schedules 3 and 5) is to be used when I,PP&E decreases in FV.

**Impairment Losses** (item 4d & 4e of Special Schedules 3 and 5) are to be used when the carrying amount of an asset exceeds its recoverable amount (refer to page D-31).

**Aboriginal Communities Water and Sewerage Program** (item 4f of Special Schedules 3 and 5) is to be used when operation and maintenance work has been undertaken on behalf of the Aboriginal Communities Water and Sewerage Program. Similarly, income for item 11a of Special Schedule 3 and item 12a of Special Schedule 5 are for services provided to the Aboriginal Communities Water and Sewerage Program and is not part of Council's water supply and sewerage revenue.

**Residential charges** <sup>(2)</sup> (items 6a, 6b and item 6 of Special Schedules 3 and 5 respectively) include all income from residential charges. Item 6 of Schedule 3 should be separated into 6a Access Charges (including rates if applicable) and 6b Usage Charges.

**Non-residential charges** <sup>(2)</sup> (items 7a, 7b of Special Schedules 3 and 5) include all income from non-residential charges separated into 7a Access Charges (including rates if applicable) and 7b Usage Charges.

**Trade waste charges** (item 8 of Special Schedule 5) include all income from trade waste charges separated into 8a Annual Fees, 8b Usage Charges and 8c Excess Mass Charges and 8d Re-inspection Fees.

**Other income** (items 10 and 11 of Special Schedules 3 and 5 respectively) include all income not recorded elsewhere.

**Other contributions** (items 12c and 13c of Special Schedules 3 and 5 respectively) incl. capital contributions for water supply or sewerage services received by Council under Section 565 of the Local Government Act.

#### Notes:

<sup>(1)</sup> Administration and engineering costs for the development of capital works projects should be reported as part of the capital cost of the project and not as part of the recurrent expenditure (ie. in item 16 for water supply and item 17 for sewerage, and **not** in items 1a and 1b).

<sup>(2)</sup> To enable accurate reporting of **residential revenue from usage charges**, it is essential for councils to accurately separate their residential (item 6) charges and non-residential (item 7) charges.

## Bogan Shire Council

## Special Schedule No. 7 - Report on Infrastructure Assets

as at 30 June 2015

\$'000

Asset Class	Asset Category	Estimated cost to bring up to a satisfactory standard refer (1)	Required Annual Maintenance refer (2)	Actual Maintenance 2014/15 refer (3)	Written Down Value (WDV) refer (4)	Assets in Condition as a % of WDV				
						1	2	3	4	5
						refer (4) & (5)				
Buildings	Council Offices / Administration Centres	125	50	91	566		50%	50%		
	Public Order and Safety	-	-	48	197		50%	50%		
	Health	5	5	6	313		50%	50%		
	Community Services & Education	10	10	-	197		100%			
	Housing & Community Amenities	236	73	73	1,421		61%	39%		
	Recreation & Culture	350	350	585	5,216	20%	46%	34%		
	Transport & Communication	-	-	5	879		100%			
	Economic Affairs	-	-	-	144		15%	85%		
	Environment	100	15	80	166		100%			
	<b>sub total</b>	<b>826</b>	<b>503</b>	<b>888</b>	<b>9,099</b>	<b>11.5%</b>	<b>55.7%</b>	<b>32.8%</b>	<b>0.0%</b>	<b>0.0%</b>
Other Structures	Other Structures	115	30	-	1,481	5%	44%	51%		0%
	<b>sub total</b>	<b>115</b>	<b>30</b>	<b>-</b>	<b>1,481</b>	<b>5.0%</b>	<b>44.0%</b>	<b>51.0%</b>	<b>0.0%</b>	<b>0.0%</b>

## Bogan Shire Council

## Special Schedule No. 7 - Report on Infrastructure Assets (continued)

as at 30 June 2015

\$'000

Asset Class	Asset Category	Estimated cost to bring up to a satisfactory standard refer (1)	Required Annual Maintenance refer (2)	Actual Maintenance 2014/15 refer (3)	Written Down Value (WDV) refer (4)	Assets in Condition as a % of WDV				
						1	2	3	4	5
						refer (4) & (5)				
<b>Roads</b>	Regional Road Pavement	107	-	-	11,078	98%	1%	1%		
	Sealed Regional road Surface	167	-	209	2,521	37%	60%	3%		
	Unsealed Regional road Surface	180	-	345	1,107	38%	56%	6%		
	Rural Road Pavement	45	-	-	15,423	99%	1%			
	Sealed Rural Road Surface	36	-	-	4,851	73%	26%	1%		
	Unsealed Rural Road Surface	525	-	-	9,624	38%	59%	3%		
	Town & Village Road Pavement	-	-	457	4,438	34%	66%			
	Sealed - Town Road Surface	-	-	228	2,004	40%	60%			
	Sealed - Village Road Surface	-	-	-	109	40%	60%			
	Unsealed Town & Village Road Surface	-	-	680	140	40%	60%			
	Bridges	-	-	-	10,017	100%				
	Culverts	379	-	-	13,923	98%	2%	1%		
	Footpaths	-	-	-	2,124	100%	0%			
	Kerb and Gutter	5	-	-	1,554	99%		1%		
	Other Road Assets	25	-	-	667	26%	70%	4%		
	<b>sub total</b>	<b>1,469</b>	<b>-</b>	<b>1,919</b>	<b>79,580</b>	<b>81.2%</b>	<b>18.0%</b>	<b>0.9%</b>	<b>0.0%</b>	<b>0.0%</b>



## Bogan Shire Council

## Special Schedule No. 7 - Report on Infrastructure Assets (continued)

as at 30 June 2015

\$'000

Asset Class	Asset Category	Estimated cost to bring up to a satisfactory standard refer (1)	Required Annual Maintenance refer (2)	Actual Maintenance 2014/15 refer (3)	Written Down Value (WDV) refer (4)	Assets in Condition as a % of WDV				
						1	2	3	4	5
						refer (4) & (5)				
<b>Water Supply Network</b>	Dams/Weirs	-	1	2	1,490		100%			
	Mains	80	109	129	5,439		45%	10%	45%	
	Reservoirs	132	19	28	3,006		69%	31%		
	Pumping Station/s	58	48	59	320			100%		
	Treatment	205	266	268	2,107				100%	
	Water Canals	161	41	40	1,400	100%				
	<b>sub total</b>	<b>636</b>	<b>484</b>	<b>526</b>	<b>13,762</b>	<b>10.2%</b>	<b>43.7%</b>	<b>13.0%</b>	<b>33.1%</b>	<b>0.0%</b>
<b>Sewerage Network</b>	Mains	300	75	30	4,929		18%	82%		
	Pumping Station/s	135	24	8	1,240	8%	32%	60%		
	Treatment	-	128	103	482	86%		14%		
	Effluent Discharge System	-	15	8	492	100%				
	<b>sub total</b>	<b>435</b>	<b>242</b>	<b>149</b>	<b>7,143</b>	<b>14.1%</b>	<b>18.0%</b>	<b>67.9%</b>	<b>0.0%</b>	<b>0.0%</b>

## Bogan Shire Council

## Special Schedule No. 7 - Report on Infrastructure Assets (continued)

as at 30 June 2015

\$'000

Asset Class	Asset Category	Estimated cost to bring up to a satisfactory standard refer (1)	Required Annual Maintenance refer (2)	Actual Maintenance 2014/15 refer (3)	Written Down Value (WDV) refer (4)	Assets in Condition as a % of WDV				
						1	2	3	4	5
						refer (4) & (5)				
Stormwater Drainage	Gate	-	-	-	22	84%	16%			
	Open Drain	-	-	-	896	84%	16%			
	Sign	-	-	-	5	84%	16%			
	Pump Station	-	-	-	135	84%	16%			
	Levee	-	14	15	6,027	100%				
	<b>sub total</b>	<b>-</b>	<b>14</b>	<b>15</b>	<b>7,085</b>	<b>97.6%</b>	<b>2.4%</b>	<b>0.0%</b>	<b>0.0%</b>	<b>0.0%</b>
	<b>TOTAL - ALL ASSETS</b>	<b>3,481</b>	<b>1,273</b>	<b>3,497</b>	<b>118,150</b>	<b>63.5%</b>	<b>23.3%</b>	<b>9.4%</b>	<b>3.9%</b>	<b>0.0%</b>

## Notes:

- (1). Satisfactory is defined as "satisfying expectations or needs, leaving no room for complaint, causing satisfaction, adequate".  
The estimated cost to bring assets to a satisfactory standard is the amount of money that is required to be spent on an asset to ensure that it is in a satisfactory standard.  
This estimated cost should not include any planned enhancements (ie. to heighten, intensify or improve the facilities).
- (2). Required Annual Maintenance is "what should be spent to maintain assets in a satisfactory standard."
- (3). Actual Maintenance is what has been spent in the current year to maintain the assets.  
Actual Maintenance may be higher or lower than the required annual maintenance due to the timing of when the maintenance actually occurs.
- (4). Written Down Value is in accordance with Note 9 of Council's General Purpose Financial Statements
- (5). **Infrastructure Asset Condition Assessment "Key"**

1	<b>Excellent</b>	No work required (normal maintenance)
2	<b>Good</b>	Only minor maintenance work required
3	<b>Average</b>	Maintenance work required
4	<b>Poor</b>	Renewal required
5	<b>Very Poor</b>	Urgent renewal/upgrading required

## Bogan Shire Council

Special Schedule No. 7 - Report on Infrastructure Assets (continued)  
for the financial year ended 30 June 2015

\$ '000	Amounts 2015	Indicator 2015	Prior Periods	
			2014	2013
<b>Infrastructure Asset Performance Indicators Consolidated</b>				
<b>1. Building, Infrastructure &amp; Other Structures Renewals Ratio</b>				
Asset Renewals				
<u>(Building, Infrastructure &amp; Other Structures) <sup>(1)</sup></u>	<u>1,656</u>	<b>60.88%</b>	51.63%	40.87%
Depreciation, Amortisation & Impairment	2,720			
<b>2. Infrastructure Backlog Ratio</b>				
Estimated Cost to bring Assets to a Satisfactory Condition	<u>3,481</u>			
Total value <sup>(2)</sup> of Infrastructure, Building, Other Structures & depreciable Land Improvement Assets	<u>118,150</u>	<b>2.95%</b>	4.66%	
<b>3. Asset Maintenance Ratio</b>				
Actual Asset Maintenance	<u>3,497</u>			
Required Asset Maintenance	1,273	<b>2.75</b>	0.88	
<b>4. Capital Expenditure Ratio</b>				
Annual Capital Expenditure	<u>2,943</u>			
Annual Depreciation	3,402	<b>0.87</b>	1.05	

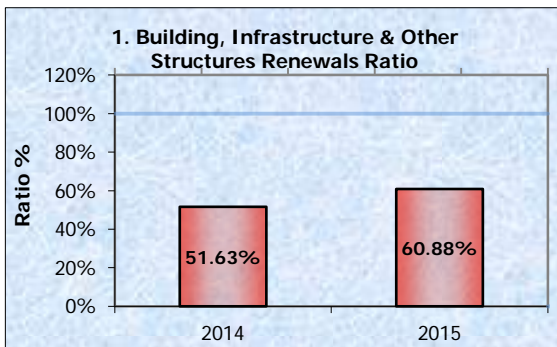
## Notes

<sup>(1)</sup> Asset Renewals represent the replacement &/or refurbishment of existing assets to an equivalent capacity/performance as opposed to the acquisition of new assets (or the refurbishment of old assets) that increases capacity/performance. Asset Renewals include building, infrastructure & Other Structure assets only.

<sup>(2)</sup> Written Down Value

# Bogan Shire Council

## Special Schedule No. 7 - Report on Infrastructure Assets (continued) for the financial year ended 30 June 2015



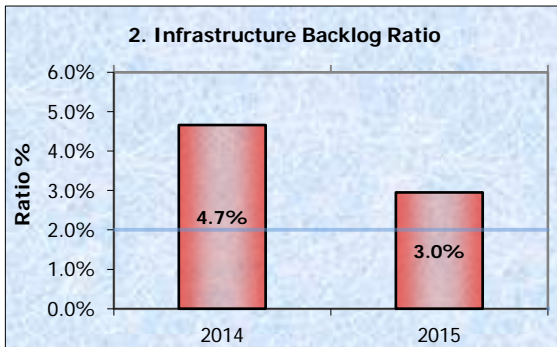
### Purpose of Asset Renewals Ratio

To assess the rate at which these assets are being renewed relative to the rate at which they are depreciating.

**2014/15 Ratio 60.88%**

Benchmark: —— Minimum  $\geq 100.00\%$   
Source for Benchmark: Code of Accounting Practice and Financial Reporting #23

■ Ratio is within Benchmark  
■ Ratio is outside Benchmark



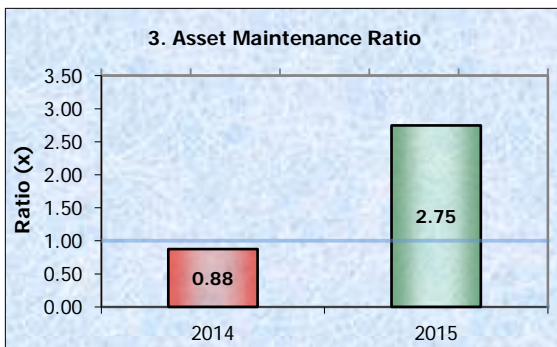
### Purpose of Infrastructure Backlog Ratio

This ratio shows what proportion the backlog is against the total value of a Council's infrastructure.

**2014/15 Ratio 2.95%**

Benchmark: —— Maximum  $< 0.02$   
Source for Benchmark: Code of Accounting Practice and Financial Reporting #23

■ Ratio is within Benchmark  
■ Ratio is outside Benchmark



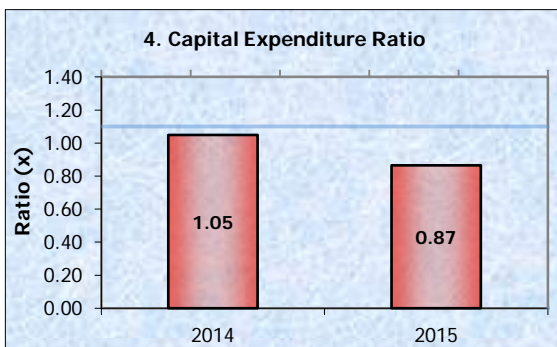
### Purpose of Asset Maintenance Ratio

Compares actual vs. required annual asset maintenance. A ratio above 1.0 indicates Council is investing enough funds to stop the Infrastructure Backlog growing.

**2014/15 Ratio 2.75 x**

Benchmark: —— Minimum  $> 1.00$   
Source for Benchmark: Code of Accounting Practice and Financial Reporting #23

■ Ratio is within Benchmark  
■ Ratio is outside Benchmark



### Purpose of Capital Expenditure Ratio

To assess the extent to which a Council is expanding its asset base thru capital expenditure on both new assets and the replacement and renewal of existing assets.

**2014/15 Ratio 0.87 x**

Benchmark: —— Minimum  $> 1.10$   
Source for Benchmark: Code of Accounting Practice and Financial Reporting #23

■ Ratio is within Benchmark  
■ Ratio is outside Benchmark

## Bogan Shire Council

Special Schedule No. 7 - Report on Infrastructure Assets (continued)  
for the financial year ended 30 June 2015

\$ '000	Water 2015	Sewer 2015	General <sup>(1)</sup> 2015
<b>Infrastructure Asset Performance Indicators By Fund</b>			
<b>1. Building, Infrastructure &amp; Other Structures</b>			
<b>Renewals Ratio</b>			
Asset Renewals (Building, Infrastructure & Other Structures) <sup>(2)</sup>	<b>28.34%</b>	<b>31.76%</b>	<b>44.75%</b>
Depreciation, Amortisation & Impairment			
	prior period: 68.90%	36.90%	48.90%
<b>2. Infrastructure Backlog Ratio</b>			
Estimated Cost to bring Assets to a Satisfactory Condition	<b>4.62%</b>	<b>6.09%</b>	<b>2.48%</b>
Total value <sup>(3)</sup> of Infrastructure, Building, Other Structures & Depreciable Land Improvement Assets			
	prior period: 2.39%	0.00%	5.33%
<b>3. Asset Maintenance Ratio</b>			
Actual Asset Maintenance	<b>1.09</b>	<b>0.62</b>	<b>5.16</b>
Required Asset Maintenance			
	prior period: 0.96	0.88	0.87
<b>4. Capital Expenditure Ratio</b>			
Annual Capital Expenditure	<b>0.00</b>	<b>0.00</b>	<b>1.02</b>
Annual Depreciation			
	prior period: 0.45	0.08	1.16

**Notes**

<sup>(1)</sup> General Fund refers to all of Council's activities except for its Water & Sewer activities which are listed separately.

<sup>(2)</sup> Asset Renewals represent the replacement &/or refurbishment of existing assets to an equivalent capacity/performance as opposed to the acquisition of new assets (or the refurbishment of old assets) that increases capacity/performance. Asset Renewals include building, infrastructure & Other Structure assets only.

<sup>(3)</sup> Written Down Value

## Bogan Shire Council

## Special Schedule No. 9 - Permissible Income Calculation

for the financial year ended 30 June 2016

\$'000		Calculation 2014/15	Calculation 2015/16
<b>Notional General Income Calculation <sup>(1)</sup></b>			
Last Year Notional General Income Yield	a	2,558	2,659
Plus or minus Adjustments <sup>(2)</sup>	b	6	(5)
<b>Notional General Income</b>	c = (a + b)	<u>2,564</u>	<u>2,654</u>
<b>Permissible Income Calculation</b>			
Special variation percentage <sup>(3)</sup>	d	0.00%	0.00%
or Rate peg percentage	e	2.30%	2.40%
or Crown land adjustment (incl. rate peg percentage)	f	0.00%	0.00%
less expiring Special variation amount	g	-	-
plus Special variation amount	h = d x (c-g)	-	-
or plus Rate peg amount	i = c x e	59	64
or plus Crown land adjustment and rate peg amount	j = c x f	-	-
<b>sub-total</b>	k = (c+g+h+i+j)	<u>2,623</u>	<u>2,718</u>
plus (or minus) last year's Carry Forward Total	l	67	(0)
less Valuation Objections claimed in the previous year	m	-	-
<b>sub-total</b>	n = (l + m)	<u>67</u>	<u>(0)</u>
<b>Total Permissible income</b>	o = k + n	<u>2,690</u>	<u>2,718</u>
less Notional General Income Yield	p	2,659	2,714
<b>Catch-up or (excess) result</b>	q = o - p	<u>31</u>	<u>4</u>
plus Income lost due to valuation objections claimed <sup>(4)</sup>	r	-	-
less Unused catch-up <sup>(5)</sup>	s	(31)	-
<b>Carry forward to next year</b>	t = q + r - s	<u>(0)</u>	<u>4</u>

**Notes**

- The Notional General Income will not reconcile with rate income in the financial statements in the corresponding year. The statements are reported on an accrual accounting basis which include amounts that relate to prior years' rates income.
- Adjustments account for changes in the number of assessments and any increase or decrease in land value occurring during the year. The adjustments are called "supplementary valuations" as defined in the Valuation of Land Act 1916.
- The Special Variation Percentage is inclusive of the Rate Peg percentage and where applicable crown land adjustment.
- Valuation objections are unexpected changes in land values as a result of land owners successfully objecting to the land value issued by the Valuer-General. Councils can claim the value of the income lost due to valuation objections in any single year.
- Unused catch-up amounts will be deducted if they are not caught up within 2 years. Usually councils will have a nominal carry forward figure. These amounts can be adjusted for in setting the rates in a future year.
- Carry forward amounts which are in excess (an amount that exceeds the permissible income) require Ministerial approval by order published in the NSW Government Gazette in accordance with section 512 of the Local Government Act 1993. The OLG will extract these amounts from councils' Special Schedule 9 in the Financial Data Return (FDR) to administer this process.

**BOGAN SHIRE COUNCIL**  
**SPECIAL SCHEDULE NO. 9**  
**INDEPENDENT AUDITORS' REPORT**

---

**REPORT ON SPECIAL SCHEDULE NO. 9**

We have audited the accompanying special purpose financial statement comprising the reconciliation of total permissible general income (Special Schedule No. 9) of Bogan Shire Council for the year ending 30 June 2016.

***Responsibility of Council for Special Schedule No. 9***

The Council is responsible for the preparation and fair presentation of Special Schedule No. 9 in accordance with the Local Government Code of Accounting Practice and Financial Reporting (Guidelines) Update No. 23. This responsibility includes the maintenance of adequate accounting records and internal controls designed to prevent and detect fraud and error; designing, implementing and maintaining internal controls relevant to the preparation and fair presentation of Special Schedule No. 9 that is free from material misstatement, whether due to fraud or error; selecting and applying appropriate accounting policies; and making accounting estimates that are reasonable in the circumstances.

***Auditors' Responsibility***

Our responsibility is to express an opinion on Special Schedule No. 9 based on our audit. We conducted our audit in accordance with Australian Auditing Standards. These Auditing Standards require that we comply with relevant ethical requirements relating to audit engagements and plan and perform the audit to obtain reasonable assurance whether Special Schedule No. 9 is free from material misstatement.

An audit involves performing procedures to obtain audit evidence about the amounts and disclosures in Special Schedule No. 9. The procedures selected depend on the auditor's judgment, including the assessment of the risks of material misstatement of Special Schedule No. 9, whether due to fraud or error. An audit also includes evaluating the appropriateness of accounting policies used and the reasonableness of accounting estimates made by management, as well as evaluating the overall presentation of Special Schedule No. 9.

Because of the inherent limitations of an audit, together with the inherent limitations of internal control, there is an unavoidable risk that some material misstatements may not be detected, even though the audit is properly planned and performed in accordance with Australian Auditing Standards.

**Assurance Partners**

T. +61 2 9232 5111  
F. +61 2 9233 7950

Level 5, 1 Chifley Square  
Sydney NSW 2000 Australia

GPO Box 7066  
Sydney NSW 2001

[www.hr-ss.com.au](http://www.hr-ss.com.au)  
[info@hr-ss.com.au](mailto:info@hr-ss.com.au)

Practising as Hill Rogers Spencer  
Steer Assurance Partners

ABN 56 435 338 966

Hill Rogers  
Spencer Steer

In making our risk assessments, we consider internal controls relevant to the entity's preparation of Special Schedule No. 9 in order to design audit procedures that are appropriate in the circumstances, but not for the purpose of expressing an opinion on the effectiveness of the entity's internal control.

We believe that the audit evidence we have obtained is sufficient and appropriate to provide a basis for our audit opinion.

***Independence***

In conducting our audit, we followed applicable independence requirements of Australian professional ethical pronouncements.

***Audit Opinion***

In our opinion, Special Schedule No. 9 of Bogan Shire Council for 2015/16 is properly drawn up in accordance with the requirements of the Office of Local Government and in accordance with the books and records of the Council.

***Basis of Accounting***

Without modifying our opinion, we advise that this schedule has been prepared for distribution to the Office of Local Government for the purposes of confirming that Council's reconciliation of Council's total permissible general income is presented fairly. As a result, the schedule may not be suitable for another purpose.

**HILL ROGERS SPENCER STEER**



**GARY MOTTAU**

Partner

Dated at Sydney this 19th day of October 2015



# Annexure Two Objectives and Performance



**This page has been intentionally left blank**



# Annexure Two

## Objectives and Performance

2014/2015

# 1 - Building our Community

## 1.1 Culture and Social

Our community enjoys and actively participates in our rich culture, social environment and communal vibe.

	Strategy	Activities 2014/2015	Status
1.1.1	Continue to support and create opportunities for community festivals, events and cultural activities through planning, marketing, direct involvement and various forms of assistance.	Provide facilities and administrative support for the Nyngan Easter Challenge	Completed
1.1.1	Continue to support and create opportunities for community festivals, events and cultural activities through planning, marketing, direct involvement and various forms of assistance.	Support and encourage the Arts, including through the Bogan Shire Council Arts Fund	Completed
1.1.1	Continue to support and create opportunities for community festivals, events and cultural activities through planning, marketing, direct involvement and various forms of assistance.	Provide facilities for the Nyngan Show, Ag Expo and Duck Creek and other community events at the Nyngan Showgrounds	Completed
1.1.1	Continue to support and create opportunities for community festivals, events and cultural activities through planning, marketing, direct involvement and various forms of assistance.	Provide community events, activities and venues to celebrate Australia Day	Completed
1.1.1	Continue to support and create opportunities for community festivals, events and cultural activities through planning, marketing, direct involvement and various forms of assistance.	Support a range of local community organisations	Completed
1.1.1	Continue to support and create opportunities for community festivals, events and cultural activities through planning, marketing, direct involvement and various forms of assistance.	Source funding and support community organisations to host an event to celebrate International Women's Day	Completed
1.1.1	Continue to support and create opportunities for community festivals, events and cultural activities through planning, marketing, direct involvement and various forms of assistance.	Seek sponsorship and organise the Christmas Lights and Rural Mailbox Competitions	Completed
1.1.1	Continue to support and create opportunities for community festivals, events and cultural activities through planning, marketing, direct involvement and various forms of assistance.	Provide administrative support and facilities to support the Bogan Day Out Festival and the Bogan River Ball	Completed
1.1.2	Support all local communities, heritage and cultural groups to reconnect to, preserve and share our Shire's heritage and social history.	Conduct citizenship ceremonies	Completed

	Strategy	Activities 2014/2015	Status
1.1.2	Support all local communities, heritage and cultural groups to reconnect to, preserve and share our Shire's heritage and social history.	Identification and preservation of Aboriginal heritage items	Completed
1.1.2	Support all local communities, heritage and cultural groups to reconnect to, preserve and share our Shire's heritage and social history.	Support groups to source funding (e.g. Heritage or Historical Buildings maintenance and repairs)	Completed
1.1.2	Support all local communities, heritage and cultural groups to reconnect to, preserve and share our Shire's heritage and social history.	Continue to support the Nyngan Museum and Mid-State Shearing Shed Museum	Completed
1.1.3	Identify, respect and preserve sites and items of historical significance.	Maintain and preserve Council owned historic buildings	Completed
1.1.3	Identify, respect and preserve sites and items of historical significance.	Investigate opportunities for grant funding for studies and preservation of our historic buildings	Completed
1.1.4	Continue to support and promote attractions contributing to the cultural and economic development of the Shire.	Continue to promote the Nyngan Museum and Mid-State Shearing Shed Museum	Completed
1.1.4	Continue to support and promote attractions contributing to the cultural and economic development of the Shire.	Promote annual events calendar via website, digital message board and council column (e.g. WSPA End of Year Concert, Deb Ball, ANZAC Day Events etc.)	Completed
1.1.5	Develop and support volunteer groups to carry out functions and projects for the benefit of the community and the volunteer.	Work with volunteer groups to support their activities. (e.g. administrative support and assistance with grant applications)	Completed
1.1.5	Develop and support volunteer groups to carry out functions and projects for the benefit of the community and the volunteer.	Support Clean Up Australia Day and National Tree Day	Completed
1.1.5	Develop and support volunteer groups to carry out functions and projects for the benefit of the community and the volunteer.	Produce and update the Community Directory - both the hard copy and on Council's website	Completed
1.1.5	Develop and support volunteer groups to carry out functions and projects for the benefit of the community and the volunteer.	Support and promote National Volunteer Week	Completed

## 1.2 Community Facilities

We have attractive and well managed community facilities that are regularly used and provide for valued recreational, sporting and cultural programs for our community and visitors.

	Strategy	Activities 2014/2015	Status
1.2.1	Maintain Nyngan Pool facilities to meet community expectations and relevant regulations.	Monitor pool water, facilities and maintain to meet community expectations as well as regulated standards	Completed
1.2.2	Improve and upgrade Nyngan Pool to cater for a variety of users.	Commence work on upgrades, operating within budget parameters	Completed
1.2.2	Improve and upgrade Nyngan Pool to cater for a variety of users.	Review potential for wider usage of pool facilities outside existing user groups	Completed
1.2.3	Maintain and improve our parks, gardens and playgrounds to promote their use and enjoyment by the whole community and our visitors.	Management and maintenance of the cemetery in accordance with the Plan of Management	Completed
1.2.3	Maintain and improve our parks, gardens and playgrounds to promote their use and enjoyment by the whole community and our visitors.	Consult with Nyngan Garden Club regularly to gather suggestions for garden improvements	Completed
1.2.3	Maintain and improve our parks, gardens and playgrounds to promote their use and enjoyment by the whole community and our visitors.	Seek grants to fund M&R Program	Completed
1.2.3	Maintain and improve our parks, gardens and playgrounds to promote their use and enjoyment by the whole community and our visitors.	Initiate a Community Street Tree Planting Program	*(1) Not Completed
1.2.3	Maintain and improve our parks, gardens and playgrounds to promote their use and enjoyment by the whole community and our visitors.	Construct pedestrian path connecting Rotary Park to town levee	Completed
1.2.3	Maintain and improve our parks, gardens and playgrounds to promote their use and enjoyment by the whole community and our visitors.	Continue to support the Nyngan Garden Club in volunteer activities in our parks and gardens	Completed
1.2.3	Maintain and improve our parks, gardens and playgrounds to promote their use and enjoyment by the whole community and our visitors.	Review existing Operational Program for Maintenance	Completed
1.2.3	Maintain and improve our parks, gardens and playgrounds to promote their use and enjoyment by the whole community and our visitors.	Review existing access to O'Reilly Park playground and parking areas for travellers	Completed

	Strategy	Activities 2014/2015	Status
1.2.3	Maintain and improve our parks, gardens and playgrounds to promote their use and enjoyment by the whole community and our visitors.	Develop landscaping plans for Davidson and Vanges Parks	Completed
1.2.3	Maintain and improve our parks, gardens and playgrounds to promote their use and enjoyment by the whole community and our visitors.	Continue to upgrade and enhance recreational spaces and facilities as funding permits	Completed
1.2.3	Maintain and improve our parks, gardens and playgrounds to promote their use and enjoyment by the whole community and our visitors.	Consider installation of raw water irrigation system in O'Reilly Park	Completed
1.2.4	Maintain and improve our sports grounds and active recreational facilities to promote the good health and well-being of the community through the diversity of sport and recreation on offer.	Liaise with stakeholders for self-funded maintenance and improvements incorporating sustainable principles	Completed
1.2.4	Maintain and improve our sports grounds and active recreational facilities to promote the good health and well-being of the community through the diversity of sport and recreation on offer.	Maintain existing facilities and conduct audit for overall review of M&R Program	Completed
1.2.4	Maintain and improve our sports grounds and active recreational facilities to promote the good health and well-being of the community through the diversity of sport and recreation on offer.	Maintain existing buildings and conduct audit for overall review of M&R Program	Completed
1.2.4	Maintain and improve our sports grounds and active recreational facilities to promote the good health and well-being of the community through the diversity of sport and recreation on offer.	Maintain smooth playing surfaces and full grass cover on all sports grounds through a planned watering and fertilising program	Completed
1.2.4	Maintain and improve our sports grounds and active recreational facilities to promote the good health and well-being of the community through the diversity of sport and recreation on offer.	Develop a partnership with user groups to improve resourcing, allocation and multi-use of recreational facilities	Completed
1.2.4	Maintain and improve our sports grounds and active recreational facilities to promote the good health and well-being of the community through the diversity of sport and recreation on offer.	Continue to seek partnership funding for installation of floodlights for Larkin Oval	Completed
1.2.4	Maintain and improve our sports grounds and active recreational facilities to promote the good health and well-being of the community through the diversity of sport and recreation on offer.	Cemetery operations are carried out in an efficient and dignified manner by keeping accurate cemetery records and paying due respect to bereaved families	Completed
1.2.4	Maintain and improve our sports grounds and active recreational facilities to promote the good health and well-being of the community through the diversity of sport and recreation on offer.	Seek grant funding to improve and develop existing recreational buildings	Completed

	Strategy	Activities 2014/2015	Status
1.2.4	Maintain and improve our sports grounds and active recreational facilities to promote the good health and well-being of the community through the diversity of sport and recreation on offer.	Seek grant funding to improve and develop existing grounds and facilities	Completed
1.2.5	Provide well maintained community halls and other similar facilities for community use.	Conduct an audit of all Shire halls and community facilities for M&R and capital works program	Completed
1.2.5	Provide well maintained community halls and other similar facilities for community use.	Seek grants to improve all Shire halls and community facilities	Completed
1.2.5	Provide well maintained community halls and other similar facilities for community use.	Conduct a review of user groups of all Shire halls and community facilities to ascertain the number and type of users and the levels of use	Completed
1.2.5	Provide well maintained community halls and other similar facilities for community use.	Seek grants to develop and improve village facilities	Completed
1.2.6	Provide well maintained Shire showground and equestrian facilities for community use.	Consult with Showground user groups on facility requirements and programming of events	Completed
1.2.6	Provide well maintained Shire showground and equestrian facilities for community use.	Maintain existing Operations and Procedures for Showground buildings and facilities	Completed
1.2.6	Provide well maintained Shire showground and equestrian facilities for community use.	Maintain existing Operations and Procedures for Showgrounds and equestrian grounds	Completed
1.2.6	Provide well maintained Shire showground and equestrian facilities for community use.	Maintain racecourse track drainage, landscape areas and buildings to acceptable standard	Completed
1.2.7	Develop a plan of management for the Palais Theatre to support community activities.	Develop progressive upgrade program for compliance with BCA provisions	Completed
1.2.7	Develop a plan of management for the Palais Theatre to support community activities.	Develop works program for renewal of seating and interior furnishings	*(2) Not Completed
1.2.7	Develop a plan of management for the Palais Theatre to support community activities.	Seek grants for renovation of Palais Theatre	*(3) Not Completed



	Strategy	Activities 2014/2015	Status
1.2.7	Develop a plan of management for the Palais Theatre to support community activities.	Review outdoor theatre area for usage/alternative usage	*(4) Not Completed
1.2.8	Provide a youth centre that is maintained for recreational, educational and cultural activities.	Work with schools and community organisations to identify needs, opportunities and funding options for a dedicated youth centre	*(5) Not Completed

Ref #	Strategy #	Comments
1	1.2.3	Subject to completion of planting program 2015/16
2	1.2.7	Plan of Management to be reviewed
3	1.2.7	Plan of Management to be reviewed
4	1.2.7	Plan of Management to be reviewed
5	1.2.8	No funding identified as yet

### 1.3 Ageing and Disability Support

Older people and people with disabilities feel safe, secure, valued, included and are able to actively participate in community life.

	Strategy	Activities 2014/2015	Status
1.3.1	Create an environment and culture that allows the community to feel safe, empowered and included.	Work with the community and Government agencies to understand issues and lobby Government to address them	Completed
1.3.1	Create an environment and culture that allows the community to feel safe, empowered and included.	Investigate the need/interest in development of Neighbourhood Watch or similar programs	*(6) Not Completed
1.3.2	Identify and monitor the social services needs of older people and people with disabilities in the community and provide infrastructure to support assisted and independent living and social interaction.	Work with the community and Government agencies to understand issues, such as community transport and lobby Government to address them	Completed
1.3.3	Promote a range of recreational, sporting and other opportunities for personal development, interaction and healthy lifestyle for older people and people with a disability through education, support networks and facilities.	Work with the community and Government agencies to understand issues and lobby Government to address them	Completed
1.3.3	Promote a range of recreational, sporting and other opportunities for personal development, interaction and healthy lifestyle for older people and people with a disability through education, support networks and facilities.	Sponsor and organise Senior Citizen of the Year Awards, Morning Tea and Concert in Seniors Week	Completed
1.3.3	Promote a range of recreational, sporting and other opportunities for personal development, interaction and healthy lifestyle for older people and people with a disability through education, support networks and facilities.	Investigate opportunities for funding for activities and/or events in Seniors Week	Completed
1.3.4	Support Community Transport (volunteer driver scheme).	Work with the community and Government agencies to understand issues and lobby Government to address them	Completed

Ref #	Strategy #	Comments
6	1.3.1	To be discussed further with NSW Police

## 1.4 Children and Young People Support

Children and young people are cared for, safe and are actively engaged with support and development opportunities to encourage them to reach their potential.

	Strategy	Activities 2014/2015	Status
1.4.1	Provide childcare facilities, preschools, after hours care and playgroups that meet the needs of the community.	Work with organisations on behalf of the community to support their needs, including providing facilities for a preschool and/or after school care	Completed
1.4.2	Continue to provide the Bush Mobile playgroup service.	Review the strategic direction and operations of the BBM playgroup to ensure the optimum provision of services	Completed
1.4.2	Continue to provide the Bush Mobile playgroup service.	Continue to provide the BBM playgroup sessions throughout the Shire	Completed
1.4.3	Improve the education, health, employment and economic development opportunities for young people.	Work with the community and Government agencies to understand issues and lobby Government to address them	Completed
1.4.4	Provide opportunities for young people to be actively engaged in the development, design and planning of programs, services and infrastructure in which they are a stakeholder or user group.	Provide facilities, equipment and administrative support to StormCo group of volunteers	Completed
1.4.4	Provide opportunities for young people to be actively engaged in the development, design and planning of programs, services and infrastructure in which they are a stakeholder or user group.	Source funding for Youth Week activities and/or events	Completed
1.4.4	Provide opportunities for young people to be actively engaged in the development, design and planning of programs, services and infrastructure in which they are a stakeholder or user group.	Incorporate consultation with young people into community engagement activities for Council programs and events wherever possible	Completed
1.4.4	Provide opportunities for young people to be actively engaged in the development, design and planning of programs, services and infrastructure in which they are a stakeholder or user group.	Work with local schools to support youth events and community education and awareness programs	Completed

## 1.5 Library

Our library is used by all as a centre for information, learning and recreational reading.

	Strategy	Activities 2014/2015	Status
1.5.1	Focus on community needs in providing and promoting quality facilities and access to printed and online	Provide and promote a well maintained and accessible library service	Completed
1.5.1	Focus on community needs in providing and promoting quality facilities and access to printed and online	Investigate ways to encourage greater numbers of both traditional and non-traditional library users	Completed
1.5.1	Focus on community needs in providing and promoting quality facilities and access to printed and online	Continue to provide free Wi-Fi internet services	Completed
1.5.2	Maintain North Western Regional Library Service partnership.	Council to continue to carry out its obligations under the partnership agreement	Completed
1.5.2	Maintain North Western Regional Library Service partnership.	Bogan Librarian to promote the Borrow Box application	Completed

## 1.6 Education

Our community has access to quality education and learning opportunities at all levels to increase their skills especially in the areas we have a local skills deficit, to support the development of our community and increase their capacity to prosper and contribute to the community.

	Strategy	Activities 2014/2015	Status
1.6.1	Identify training and skill development needs and foster a mentoring program for distance education that includes our whole community.	Assist TAFE Western Connect to engage with the community to understand its needs and deliver appropriate training programs	Completed
1.6.2	Provide a range of high quality primary and secondary education and vocational training facilities and opportunities.	Provide scholarships to all schools at annual awards nights	Completed
1.6.2	Provide a range of high quality primary and secondary education and vocational training facilities and opportunities.	Work with the community and Government agencies to understand issues and lobby Government to address them	Completed
1.6.2	Provide a range of high quality primary and secondary education and vocational training facilities and opportunities.	Work with schools to support youth events	Completed
1.6.2	Provide a range of high quality primary and secondary education and vocational training facilities and opportunities.	Support the schools in the Shire through website advertising of events and volunteer support	Completed
1.6.3	Provide support and encouragement for local people to complete tertiary education and to work in Bogan Shire.	Work with the community and Government agencies to understand issues and lobby Government to address them	Completed

## 2 - Connecting our Community

### 2.1 Road Networks

Our well-constructed and maintained road network enables safe and efficient movement of people and freight throughout the Shire.

	Strategy	Activities 2014/2015	Status
2.1.1	Adopt and implement the asset management plan for all shire roads.	Identify road priorities for asset renewal to implement Transport Asset Management Plan	Completed
2.1.2	Maintain State Roads on behalf of RMS.	Review requirements to engage additional staff and purchase equipment to meet requirements of expanded RMCC	Completed
2.1.2	Maintain State Roads on behalf of RMS.	Prepare bids for submission to Roads and Maritime Services for Ordered Works component of State Roads Maintenance Contract (RMCC) and undertake work as agreed	Completed
2.1.3	Maintain Shire Roads in accordance with standards expressed in our asset management plan and our annual maintenance program.	Reseal and rehabilitate sealed local roads based on condition assessment and in accordance with the Asset Management capital renewal program	Completed
2.1.3	Maintain Shire Roads in accordance with standards expressed in our asset management plan and our annual maintenance program.	Provide road grading and gravel patching of unsealed road network based on priority parameters including condition assessment and traffic volumes	Completed
2.1.4	Design and construct new roads to support the needs of the community.	Construct and seal a section of bitumen road as identified according to Council's priorities	Completed
2.1.5	Work with the RMS to ensure current standards of road safety are maintained and to assist in the education of the community.	Renew all bicycle lane marking and 'give way' holding lines in Nyngan and villages	*(7) Not Completed

	Strategy	Activities 2014/2015	Status
2.1.5	Work with the RMS to ensure current standards of road safety are maintained and to assist in the education of the community.	Work with the Traffic Committee to develop and implement a Road Safety Strategy	Completed
2.1.5	Work with the RMS to ensure current standards of road safety are maintained and to assist in the education of the community.	Update and implement Council Fleet Road Safety Policy specifying WH&S requirements	Completed
2.1.5	Work with the RMS to ensure current standards of road safety are maintained and to assist in the education of the community.	Construct pedestrian kerb ramps as identified in Pedestrian Access Mobility Plan through RMS grant funding	Completed
2.1.6	Maintain supporting infrastructure such as parking, kerbs and gutters, signage and street lighting to current standards.	Clean and maintain pipe culvert and levee drainage system once per year	Completed
2.1.6	Maintain supporting infrastructure such as parking, kerbs and gutters, signage and street lighting to current standards.	Implement footpath repairs identified through inspection for public liability risk reduction	Completed
2.1.6	Maintain supporting infrastructure such as parking, kerbs and gutters, signage and street lighting to current standards.	Inspect street lighting and report deficiencies to Essential Energy	Completed
2.1.7	Encourage community feedback on road issues.	Conduct village and rural road tour with Councillors and meet with road users to resolve local issues	Completed

Ref #	Strategy #	Comments
7	2.1.5	Not yet undertaken

## 2.2 Public Road Transport

We have reliable, cost-effective and regular public road transport linking the Shire to Dubbo and beyond as well as in Nyngan itself, increasing mobility for people without their own transport and providing a more sustainable alternative.

	Strategy	Activities 2014/2015	Status
2.2.1	Identify gaps and opportunities and engage with stakeholders, including local bus operators to investigate options for improved public transport.	Talk to existing operators about issues and potential strategy to address these issues	Completed
2.2.2	Deliver improved public transport services within Nyngan.	Investigate mini-bus/taxi service in Nyngan	Completed



## 2.3 Active Transport

Our network supports and encourages people to take up active travel such as walking and cycling to enhance their social and physical well-being.

	Strategy	Activities 2014/2015	Status
2.3.1	Engage with potential users, especially schools, to determine preferred bikeway routes.	Increase cyclists and drivers awareness of each other and the importance of obeying the road rules	*(8) Not Completed
2.3.1	Engage with potential users, especially schools, to determine preferred bikeway routes.	Engage with schools to determine the preferred bikeway routes	*(9) Not Completed
2.3.2	Design and construct bikeways and footpaths incorporating tree shade cover.	Continue implementation of pedestrian access improvements	Completed
2.3.2	Design and construct bikeways and footpaths incorporating tree shade cover.	Continue to improve the number and length of walking and cycling paths, particularly to tourist sites	Completed

Ref #	Strategy #	Comments
8	2.3.1	Activity to be reviewed with Council
9	2.3.1	Activity to be reviewed with Council

## 2.4 Air Services

Our valuable airport assets are used to their full potential providing residents, workers and visitors with cost-effective, reliable and safe air services.

	Strategy	Activities 2014/2015	Status
2.4.1	Maintain airport facilities to meet required standards	Twice yearly weed spraying on runway and taxi way	Completed
2.4.1	Maintain airport facilities to meet required standards	Review existing buildings M&R program and budget	Completed
2.4.2	Engage with community and existing airport users to identify opportunities for improvement	Implement a program to protect and maintain existing infrastructure assets to support the local economy	Completed
2.4.3	Advocate for the introduction of a regular commercial air service to Nyngan	Continue to lobby state and federal agencies to improve public transport to Nyngan	*(10) Not Completed

Ref #	Strategy #	Comments
10	2.4.3	Current status of airline industry not conducive to this proposal at present

## 2.5 Rail Services

Our rail connection provides a cost-effective and reliable alternative to other forms of transport for people and freight.

	Strategy	Activities 2014/2015	Status
2.5.1	Protect, maintain and expand the existing freight rail services and infrastructure.	Work with the community and State Government on possible opportunities to protect, maintain and expand existing rails services and infrastructure	Completed

# 3 - Managing our Environment

## 3.1 Built Environment

The character, liveability and prosperity of our Shire are enhanced through sound urban planning processes and facilitation of developments in accordance with the Bogan Local Environmental Plan.

	Strategy	Activities 2014/2015	Status
3.1.1	Conduct periodic reviews of Council's planning instruments to ensure that land use planning supports the long term sustainability of our local communities and our economy.	Monitor workability of LEP 2011 and DCP 2012	Completed
3.1.1	Conduct periodic reviews of Council's planning instruments to ensure that land use planning supports the long term sustainability of our local communities and our economy.	Identify land suitable for recreational purposes	Completed
3.1.2	Identify opportunities to expand the availability of a range of housing options based on lifestyle choices and affordability.	Work with the Community to develop a retirement complex in Nyngan	Completed
3.1.2	Identify opportunities to expand the availability of a range of housing options based on lifestyle choices and affordability.	Review existing subdivisions	Completed
3.1.2	Identify opportunities to expand the availability of a range of housing options based on lifestyle choices and affordability.	Conduct inspections of vacant premises	Completed
3.1.3	Development complies with the Local Environmental Plan legislation formed through the Regional Land Use Study Project.	Respond to reforms in planning process and advocate on behalf of Council	Completed
3.1.3	Development complies with the Local Environmental Plan legislation formed through the Regional Land Use Study Project.	Incorporate sustainability controls into LEP	Completed
3.1.3	Development complies with the Local Environmental Plan legislation formed through the Regional Land Use Study Project.	Provide quality evidence and document management	Completed
3.1.3	Development complies with the Local Environmental Plan legislation formed through the Regional Land Use Study Project.	Ensure all future development compliance with LEP and DCP	Completed

	Strategy	Activities 2014/2015	Status
3.1.3	Development complies with the Local Environmental Plan legislation formed through the Regional Land Use Study Project.	Review and respond to State Government Infrastructure and Planning Committee on sustainable land use	Completed
3.1.3	Development complies with the Local Environmental Plan legislation formed through the Regional Land Use Study Project.	Manage construction certificate process, Principal Certifying Authority process, building site service and management, and inspection and orders process	Completed
3.1.3	Development complies with the Local Environmental Plan legislation formed through the Regional Land Use Study Project.	Continual review and monitoring of LEP and DCP	Completed
3.1.3	Development complies with the Local Environmental Plan legislation formed through the Regional Land Use Study Project.	Respond effectively to rezoning applications	Completed
3.1.3	Development complies with the Local Environmental Plan legislation formed through the Regional Land Use Study Project.	Prepare drafts for appendix to DCP for future land usage	Completed
3.1.3	Development complies with the Local Environmental Plan legislation formed through the Regional Land Use Study Project.	Incorporate heritage controls into LEP	Completed
3.1.3	Development complies with the Local Environmental Plan legislation formed through the Regional Land Use Study Project.	Incorporate heritage controls into DCP	Completed
3.1.4	Ensure our community's buildings are safe, healthy and maintained through regular inspections and compliance with the NSW Building Certification Scheme.	All essential services measures to be inspected and certified	Completed
3.1.4	Ensure our community's buildings are safe, healthy and maintained through regular inspections and compliance with the NSW Building Certification Scheme.	Discharge Council's responsibilities for the management of development and development compliance	Completed
3.1.4	Ensure our community's buildings are safe, healthy and maintained through regular inspections and compliance with the NSW Building Certification Scheme.	Investigate concerns or complaints in relation to overgrown allotments and buildings in a state of disrepair	Completed
3.1.4	Ensure our community's buildings are safe, healthy and maintained through regular inspections and compliance with the NSW Building Certification Scheme.	Issue planning and building certificates including effective customer service	Completed

	<b>Strategy</b>	<b>Activities 2014/2015</b>	<b>Status</b>
3.1.4	Ensure our community's buildings are safe, healthy and maintained through regular inspections and compliance with the NSW Building Certification Scheme.	Review existing M&R Program for Council buildings	Completed
3.1.4	Ensure our community's buildings are safe, healthy and maintained through regular inspections and compliance with the NSW Building Certification Scheme.	Provide an effective development application, assessment and determination system including pre-lodgement service and effective customer service	Completed
3.1.4	Ensure our community's buildings are safe, healthy and maintained through regular inspections and compliance with the NSW Building Certification Scheme.	Develop an essential services measures program for Council public buildings	Completed
3.1.5	Develop and implement flood management plans for all urban flood plain areas.	Use Flood Management Study to determine heights for lots outside of levee bank	Completed
3.1.5	Develop and implement flood management plans for all urban flood plain areas.	Maintain stormwater management infrastructure	Completed
3.1.5	Develop and implement flood management plans for all urban flood plain areas.	Review LEP and DCP for Flood Management	Completed

## 3.2 Waste Management

Our waste stream is effectively managed, reducing waste to landfill and maximising resource recovery through recycling.

	Strategy	Activities 2014/2015	Status
3.2.1	Provide efficient and cost effective kerbside collection of solid and recyclable waste.	Monitor all kerbside waste collection service	Completed
3.2.1	Provide efficient and cost effective kerbside collection of solid and recyclable waste.	Review kerbside waste collection service	Completed
3.2.1	Provide efficient and cost effective kerbside collection of solid and recyclable waste.	Investigate expanding recycling program to commercial premises	Completed
3.2.1	Provide efficient and cost effective kerbside collection of solid and recyclable waste.	Monitor all waste and recycling programs	Completed
3.2.1	Provide efficient and cost effective kerbside collection of solid and recyclable waste.	Audit the effectiveness of Council's internal waste management processes	Completed
3.2.2	Operate the Nyngan Waste Depot to comply with standards and regulations, ensuring it is environmentally sound.	Monitor all deposited waste for separation procedures	Completed
3.2.2	Operate the Nyngan Waste Depot to comply with standards and regulations, ensuring it is environmentally sound.	Develop new 2013 Waste Facility Operations Management Plan	Completed
3.2.2	Operate the Nyngan Waste Depot to comply with standards and regulations, ensuring it is environmentally sound.	Engage the RFS for establish fire breaks to all waste facilities	Completed

### 3.3 Natural Environment

Our reserves and other public places are clean, litter-free and appropriately managed, preserving their valued use, biodiversity and visual amenity whilst protecting our environment from waste and litter pollution.

	Strategy	Activities 2014/2015	Status
3.3.1	Provide safe, high quality, well serviced and maintained reserves and recreational areas.	Provide litter and recycling bins at BBQ areas in Council Parks	Completed
3.3.1	Provide safe, high quality, well serviced and maintained reserves and recreational areas.	Seek grant funding for expansion of all recreational areas	Completed
3.3.1	Provide safe, high quality, well serviced and maintained reserves and recreational areas.	Participate in National Tree Day	Completed
3.3.1	Provide safe, high quality, well serviced and maintained reserves and recreational areas.	Seek community input into existing recreational areas	Completed
3.3.1	Provide safe, high quality, well serviced and maintained reserves and recreational areas.	Review previous audits on all recreational areas and equipment	Completed
3.3.2	Improve the amenity of the river corridor to enhance and increase utilisation for a range of recreational activities.	Investigate means of reducing litter in the river	Completed
3.3.2	Improve the amenity of the river corridor to enhance and increase utilisation for a range of recreational activities.	Review all existing access points to river	Completed
3.3.2	Improve the amenity of the river corridor to enhance and increase utilisation for a range of recreational activities.	Seek grant funding for Improvement of Recreational Areas	Completed
3.3.2	Improve the amenity of the river corridor to enhance and increase utilisation for a range of recreational activities.	Support Nyngan Aboriginal Community in the development of a natural lagoon area immediately downstream of the recreation weir on the Bogan River	Completed
3.3.3	Provide a clean and pleasant streetscape, ensuring regular street sweeping and cleaning of public spaces.	Review existing Cleaning Program	Completed
3.3.3	Provide a clean and pleasant streetscape, ensuring regular street sweeping and cleaning of public spaces.	Participate in Clean Up Australia Day	*(11) Not Completed



	Strategy	Activities 2014/2015	Status
3.3.3	Provide a clean and pleasant streetscape, ensuring regular street sweeping and cleaning of public spaces.	Review existing street bin containers and emptying procedures	Completed
3.3.3	Provide a clean and pleasant streetscape, ensuring regular street sweeping and cleaning of public spaces.	Review Streetscape design for street bin containers	Completed
3.3.3	Provide a clean and pleasant streetscape, ensuring regular street sweeping and cleaning of public spaces.	Completed	Completed
3.3.4	Implement programs which foster responsible and protective behaviours towards reducing waste and litter pollution.	Review existing methods of litter control	Completed
3.3.4	Implement programs which foster responsible and protective behaviours towards reducing waste and litter pollution.	Conduct random litter control patrols to reduce the incidence of littering	Completed
3.3.4	Implement programs which foster responsible and protective behaviours towards reducing waste and litter pollution.	Seek community input to areas of concern of litter control	Completed
3.3.4	Implement programs which foster responsible and protective behaviours towards reducing waste and litter pollution.	Enforce breaches of environmental legislation	Completed
3.3.4	Implement programs which foster responsible and protective behaviours towards reducing waste and litter pollution.	Seek community input to waste control measures	Completed
3.3.5	Protect, preserve and enhance Bogan Shire's natural environments, waterways, flora and fauna through responsible development and management.	Review DA Consent Conditions: Environmental Protection	Completed
3.3.5	Protect, preserve and enhance Bogan Shire's natural environments, waterways, flora and fauna through responsible development and management.	Enforce all development to comply with conditions of DA Consents	Completed
3.3.5	Protect, preserve and enhance Bogan Shire's natural environments, waterways, flora and fauna through responsible development and management.	Support the Central West CMA Catchment Action Plan and the State Plan	Completed
3.3.5	Protect, preserve and enhance Bogan Shire's natural environments, waterways, flora and fauna through responsible development and management.	Undertake regular patrols and respond to community requests for enforcement of use restrictions on public reserves	Completed

	Strategy	Activities 2014/2015	Status
3.3.5	Protect, preserve and enhance Bogan Shire's natural environments, waterways, flora and fauna through responsible development and management.	Subject to budgeting and legislative requirements, consider the use of energy efficient technologies in our operations and when undertaking new projects and vehicles.	Completed
3.3.5	Protect, preserve and enhance Bogan Shire's natural environments, waterways, flora and fauna through responsible development and management.	Develop environmental walks program in conjunction with schools	Completed

Ref #	Strategy #	Comments
11	3.3.3	Council decision not to participate due to timing of event not suitable for Western conditions

### 3.4 Noxious Weeds

Our local environment is protected from noxious weeds through inspection and control measures in compliance with the Noxious Weeds Act.

	Strategy	Activities 2014/2015	Status
3.4.1	Meet Council's obligations under the Noxious Weeds Act 1993 in respect of maintenance of noxious weeds including density and distribution.	Monitor and review entire Weed Control Program, ensuring Council meets Noxious Weeds Control obligations.	Completed
3.4.1	Meet Council's obligations under the Noxious Weeds Act 1993 in respect of maintenance of noxious weeds including density and distribution.	Operations are in accordance with Regional Weed Control Plans	Completed
3.4.1	Meet Council's obligations under the Noxious Weeds Act 1993 in respect of maintenance of noxious weeds including density and distribution.	Review Shire and weed specific Control Plans	Completed
3.4.2	Ensure Council operations are in accordance with endorsed Regional Weed Control Plans.	Monitor and review Regional Weed Control Plans	Completed
3.4.2	Ensure Council operations are in accordance with endorsed Regional Weed Control Plans.	Review existing weed management program on public lands	Completed
3.4.3	Implement the Shire's weed-specific Control Plans for targeted noxious weeds.	Conduct private property inspections under the noxious weed program	Completed

### 3.5 Water

We have access to a secure water supply that is well-managed to provide us with a reliable, safe and cost effective service.

	Strategy	Activities 2014/2015	Status
3.5.1	Provide a financially viable, efficient, permanent potable water supply that has sufficient capacity for current and projected growth requirements.	Examine options for replacement of existing Water Treatment Plant	Completed
3.5.1	Provide a financially viable, efficient, permanent potable water supply that has sufficient capacity for current and projected growth requirements.	Continue implementation of the Strategic Business Plan for Water	Completed
3.5.1	Provide a financially viable, efficient, permanent potable water supply that has sufficient capacity for current and projected growth requirements.	Take samples of and analyse potable water supplies	Completed
3.5.1	Provide a financially viable, efficient, permanent potable water supply that has sufficient capacity for current and projected growth requirements.	Identify opportunities for raw water irrigation at sporting fields	Completed
3.5.1	Provide a financially viable, efficient, permanent potable water supply that has sufficient capacity for current and projected growth requirements.	Prepare submission for inclusion of Water Treatment Plant replacement on NSW Government Country Town Water Supply Program	*(12) Not Completed
3.5.2	Implement an ongoing program of capital works improvements and enhancements and asset management to ensure the responsible management of water supply to the area and surrounding villages.	Continue water main replacement program	Completed
3.5.2	Implement an ongoing program of capital works improvements and enhancements and asset management to ensure the responsible management of water supply to the area and surrounding villages.	Provide planning, investigation design and management of water management facilities	Completed
3.5.2	Implement an ongoing program of capital works improvements and enhancements and asset management to ensure the responsible management of water supply to the area and surrounding villages.	Maintain water supply infrastructure to relevant Department of Health and Department of Primary Industries (NSW Office of Water) Standards, and in accordance with sustainability	Completed
3.5.2	Implement an ongoing program of capital works improvements and enhancements and asset management to ensure the responsible management of water supply to the area and surrounding villages.	Renew capital assets under the Asset Management Plan	Completed

	Strategy	Activities 2014/2015	Status
3.5.3	Enhance the security of our water supply, ensuring long term drought management plans are developed and water losses are minimised through involvement in the Lower Macquarie Water Utilities Alliance.	Develop water loss reduction program	Completed
3.5.3	Enhance the security of our water supply, ensuring long term drought management plans are developed and water losses are minimised through involvement in the Lower Macquarie Water Utilities Alliance.	Continue active involvement in Lower Macquarie Water User Alliance	Completed
3.5.3	Enhance the security of our water supply, ensuring long term drought management plans are developed and water losses are minimised through involvement in the Lower Macquarie Water Utilities Alliance.	Develop regional Water Quality Improvement Plans	Completed
3.5.3	Enhance the security of our water supply, ensuring long term drought management plans are developed and water losses are minimised through involvement in the Lower Macquarie Water Utilities Alliance.	Continue community education on water conservation practices	Completed
3.5.3	Enhance the security of our water supply, ensuring long term drought management plans are developed and water losses are minimised through involvement in the Lower Macquarie Water Utilities Alliance.	Commence planning for the construction of infrastructure to ensure security of Nyngan's water supply, subject to government funding.	Completed

Ref #	Strategy #	Comments
12	3.3.3	Not eligible for this program funding. Seeking alternative funding/programs

### 3.6 Sewerage

We have a reliable, safe and cost effective sewerage service.

	<b>Strategy</b>	<b>Activities 2014/2015</b>	<b>Status</b>
3.6.1	Provide a financially viable and efficient sewerage system that has sufficient capacity for current and projected growth requirements.	Monitor and review operational costs to improve efficiency of system	Completed
3.6.2	Implement an ongoing program of capital works improvements and enhancements and asset management to ensure the responsible management of waste water in Nyngan.	Renew capital assets under the Asset Management Plan	Completed
3.6.3	Ensure our compliance with the EPA license by regularly testing the waste water for treated effluent re-use and disposal.	Engage consultants for monitoring and reporting on Effluent Quality for license reporting	Completed
3.6.4	Ensure management of liquid trade waste through comprehensive licensing practices and a charging structure that reflects costs of treatment.	Commence implementation of Trade Waste Policy	Completed

# 4 - Our Health and Safety

## 4.1 Environmental Health

The health, safety and well-being of residents, workers and visitors is protected by providing effective licensing and regulatory services for commercial premises, essential services and animal management.

	Strategy	Activities 2014/2015	Status
4.1.1	Ensure compliance with Local Liquor Accord strategies to maximise public health and safety.	Provide information regarding new Liquor License applications, and make submissions on new applications to the State Government as required	Completed
4.1.1	Ensure compliance with Local Liquor Accord strategies to maximise public health and safety.	Provide advisory services to the Liquor Accord and assist in programs to encourage alternative transport options and responsible service of alcohol programs	Completed
4.1.2	Conduct bi-annual inspections of food preparation businesses to ensure compliance with Safe Foods Standards.	Monitor and review food premises register	Completed
4.1.2	Conduct bi-annual inspections of food preparation businesses to ensure compliance with Safe Foods Standards.	Undertake annual food premises Inspections to ensure food handlers compliance with standards	Completed
4.1.3	Conduct annual inspections of commercial premises to ensure compliance of the Building Code of Australia.	Monitor and review essential service register	Completed
4.1.3	Conduct annual inspections of commercial premises to ensure compliance of the Building Code of Australia.	Implement measures to encourage owners to comply with the provisions of the BCA	Completed
4.1.4	Continue ongoing management and control of companion animals and ensure owner compliance with NSW Companion Animals Act 1998	Improve public awareness to animal control	Completed
4.1.4	Continue ongoing management and control of companion animals and ensure owner compliance with NSW Companion Animals Act 1998	Continue to develop and implement the Companion Animals Policy to control cats and dogs in accordance with the Companion Animals Act	Completed

	<b>Strategy</b>	<b>Activities 2014/2015</b>	<b>Status</b>
4.1.4	Continue ongoing management and control of companion animals and ensure owner compliance with NSW Companion Animals Act 1998	Data entry of lifetime registrations and fee reconciliation	Completed
4.1.4	Continue ongoing management and control of companion animals and ensure owner compliance with NSW Companion Animals Act 1998	Promote the registration of companion animals	Completed



## 4.2 Disaster Management

We have the capability in place to plan, organise and implement measures to respond to and recover from disasters.

	Strategy	Activities 2014/2015	Status
4.2.1	Continue with the Local Emergency Management Committee to ensure appropriate response plans are in place.	Monitor and review of Disaster and Emergency Management Strategy	Completed
4.2.1	Continue with the Local Emergency Management Committee to ensure appropriate response plans are in place.	Continue to fulfil Council's statutory obligations relevant to the LEMC	Completed
4.2.2	The Local Emergency Management Committee and local State Emergency Services are adequately resourced to ensure they are equipped, trained and prepared to respond to disasters and incidents.	Provide a support role to the LEMC/SES	Completed
4.2.2	The Local Emergency Management Committee and local State Emergency Services are adequately resourced to ensure they are equipped, trained and prepared to respond to disasters and incidents.	Develop, distribute, communicate and review Flood Risk information and tools in partnership with SES	Completed
4.2.2	The Local Emergency Management Committee and local State Emergency Services are adequately resourced to ensure they are equipped, trained and prepared to respond to disasters and incidents.	Support volunteer agencies as required during a disaster event	Completed
4.2.2	The Local Emergency Management Committee and local State Emergency Services are adequately resourced to ensure they are equipped, trained and prepared to respond to disasters and incidents.	Develop Community Emergency Flood Response Plans in partnership with SES	Completed
4.2.3	Regularly maintain the pumps and the levee bank surrounding Nyngan to ensure the township remains safe and secure during adverse weather conditions and potential influx of floodwaters.	Amend maintenance procedures for floodgate outlets into the Bogan River and include in the levee maintenance manual	Completed
4.2.3	Regularly maintain the pumps and the levee bank surrounding Nyngan to ensure the township remains safe and secure during adverse weather conditions and potential influx of floodwaters.	Grass and debris to be cleared from flood gates annually	Completed
4.2.3	Regularly maintain the pumps and the levee bank surrounding Nyngan to ensure the township remains safe and secure during adverse weather conditions and potential influx of floodwaters.	Review levee maintenance manual	Completed
4.2.3	Regularly maintain the pumps and the levee bank surrounding Nyngan to ensure the township remains safe and secure during adverse weather conditions and potential influx of floodwaters.	Monitor compliance with levee maintenance manual and perform required maintenance works	Completed

## 4.3 Public Health

Our community has access to the medical services, programs and facilities it needs to enhance and protect our health.

	Strategy	Activities 2014/2015	Status
4.3.1	Work with the community and the State Government to ensure medical, dental, specialist, mental health and allied health services and facilities meet the needs of residents and visitors.	Review incentives to attract and retain medical professionals in Nyngan	Completed
4.3.1	Work with the community and the State Government to ensure medical, dental, specialist, mental health and allied health services and facilities meet the needs of residents and visitors.	Work closely with Nyngan Health Council to lobby on behalf of the community	Completed
4.3.1	Work with the community and the State Government to ensure medical, dental, specialist, mental health and allied health services and facilities meet the needs of residents and visitors.	Liaise with Western LHD to resolve relevant issues	Completed
4.3.2	Provide an appropriate level of ambulance services for the community.	Monitor availability of a 24 hour Ambulance Service for the Shire	Completed
4.3.3	Work with the community, volunteer organisations and the State Government on programs that promote health and wellbeing.	Work with Cancer Council NSW on projects to benefit the community	Completed
4.3.3	Work with the community, volunteer organisations and the State Government on programs that promote health and wellbeing.	Review and update the Smoke Free Outdoor Areas Policy as required	Completed

## 4.4 Fire Services

Our fire services provide effective and efficient services to the community to protect property and the safety of our community.

	Strategy	Activities 2014/2015	Status
4.4.1	People and property located within the town and villages are protected from fire related incidents.	Liaise with Fire and Rescue NSW on appropriate development of commercial premises	Completed
4.4.1	People and property located within the town and villages are protected from fire related incidents.	Support the activities of Fire and Rescue NSW and lobby in response to community issues and concerns	Completed
4.4.1	People and property located within the town and villages are protected from fire related incidents.	Ensure compliance with BCA provisions to all premises	Completed
4.4.2	People and property located within rural areas are protected from fire related incidents.	Implement hazard reduction program for villages and rural properties	Completed
4.4.2	People and property located within rural areas are protected from fire related incidents.	Support the activities of RFS and lobby in response to community issues and concerns	Completed
4.4.2	People and property located within rural areas are protected from fire related incidents.	Implement BCA and AS 3959 provisions to new DA Consents	Completed

## 4.5 Policing

Our police services provide effective and efficient services to the community to protect property and the safety of our community.

	Strategy	Activities 2014/2015	Status
4.5.1	Provide an appropriate level of police services for the community.	Support by agreement with NSW Police the recruitment of Police through provision of housing at market rental	Completed
4.5.1	Provide an appropriate level of police services for the community.	Lobby NSW Police for appropriate numbers in response to community concerns	Completed
4.5.2	Lobby NSW Police for increased policing and community safety initiatives.	Lobby on behalf of the community	Completed
4.5.3	Improve community safety and maintain low crime levels.	Respond to a range of community safety issues	Completed
4.5.3	Improve community safety and maintain low crime levels.	Participate in Community Safety Precinct meetings to discuss and address any issues	*(13) Not Completed

Ref #	Strategy #	Comments
13	4.5.3	No meetings held – next meeting scheduled November 2015

# 5 - Developing our Economy

## 5.1 Local Industries and Business

Local industries, including tourism, and the business that support them continue to grow and prosper.

	Strategy	Activities 2014/2015	Status
5.1.1	Undertake an assessment of our local business and industry, in particular the retail industry, to identify gaps and develop initiatives to actively encourage the establishment of sustainable economic growth and local employment opportunities.	Work with local businesses to identify issues	Completed
5.1.1	Undertake an assessment of our local business and industry, in particular the retail industry, to identify gaps and develop initiatives to actively encourage the establishment of sustainable economic growth and local employment opportunities.	Maintain and develop relationship with Regional Development Australia (RDA) Orana	Completed
5.1.1	Undertake an assessment of our local business and industry, in particular the retail industry, to identify gaps and develop initiatives to actively encourage the establishment of sustainable economic growth and local employment opportunities.	Industrial lots to be developed as demand presents, connecting to utility services and construction of kerb and gutter	Completed
5.1.1	Undertake an assessment of our local business and industry, in particular the retail industry, to identify gaps and develop initiatives to actively encourage the establishment of sustainable economic growth and local employment opportunities.	Work with BCTBG to understand and address issues impacting on the local economy (e.g. empty shops)	*(14) Not Completed
5.1.2	Create and maintain a diverse commercial sector that is sustainable, vibrant, located in safe, well designed and visually appealing premises and which meets the needs of our community and visitors.	Investigate programs to encourage ways to improve the appearance of shop fronts in our main street	Completed
5.1.2	Create and maintain a diverse commercial sector that is sustainable, vibrant, located in safe, well designed and visually appealing premises and which meets the needs of our community and visitors.	Work with local business community to ensure appropriate standards are maintained	Completed
5.1.3	Support agricultural businesses so that they have the capacity to be a significant contributor to the local, regional and national economy.	Lobby in response to community concerns	Completed

	Strategy	Activities 2014/2015	Status
5.1.4	Work in conjunction with the mines to obtain mutual benefit from an abundance of natural mining resources which provide our shire with opportunities for local economic growth and employment.	Develop relationships with the mines to explore opportunities for mutual benefit	Completed
5.1.5	Support and strengthen local business networks to encourage the sharing of information and resources to build the capacity of local business and industry.	Continue to support the Bogan Community Tourism and Business Group (BCTBG)	*(15) Not Completed
5.1.5	Support and strengthen local business networks to encourage the sharing of information and resources to build the capacity of local business and industry.	Produce and update the Business Directory on council's website	Completed
5.1.5	Support and strengthen local business networks to encourage the sharing of information and resources to build the capacity of local business and industry.	Council to continue shopping locally for services and products where appropriate	Completed
5.1.6	Investigate opportunities to support the township of Nyngan and villages of Girilambone, Coolabah and Hermidale.	Produce and update the Bogan Shire Prospectus	Completed
5.1.6	Investigate opportunities to support the township of Nyngan and villages of Girilambone, Coolabah and Hermidale.	Meet with village communities to discuss and understand issues relating to the maintenance and servicing of town and village facilities	Completed
5.1.7	Liaise with Government Agency employers to encourage the provision of incentives for attraction and retention of essential service workers to relocate to Nyngan.	Identify requirements and discuss options with Government Agencies	Completed

Ref #	Strategy #	Comments
14	5.1.1	BCTBG not currently active
15	5.1.5	BCTBG not currently active

## 5.2 Tourism

Bogan Shire is regarded as a welcoming and attractive place for people to visit, providing services, cultural experiences and recreational opportunities for our visitors.

	Strategy	Activities 2014/2015	Status
5.2.1	Adopt and implement a streetscape master plan.	Carry out improvements in line with the plan	Completed
5.2.1	Adopt and implement a streetscape master plan.	<p>Enhance the first impressions tourists and newcomers have of Nyngan and the villages by:</p> <ul style="list-style-type: none"> <li>→ Planting trees at town and village entrances, along main access routes, in the town centres and in parks</li> <li>→ Improving signage for Shire entry points showing destinations, accommodation etc.</li> <li>→ Upgrading shop fronts</li> <li>→ Identifying locations for rest areas along Shire roads</li> <li>→ Improving facilities at the long-haul bus stop (specifically the area behind the St Vincent de Paul shop as it is the main thoroughfare to the Davidson Park toilets)</li> </ul>	Completed
5.2.2	Develop and implement a visitor strategy which includes the identification of potential opportunities for growth and new tourism products through consultation with stakeholders.	Continue to update, produce and distribute the Official Tourist Guide to local businesses and VICs in neighbouring shires	Completed
5.2.2	Develop and implement a visitor strategy which includes the identification of potential opportunities for growth and new tourism products through consultation with stakeholders.	Conduct photographic shoot to provide a source of up-to-date photographs for marketing and promotional material	Completed
5.2.2	Develop and implement a visitor strategy which includes the identification of potential opportunities for growth and new tourism products through consultation with stakeholders.	Continue to advertise Nyngan and Bogan Shire (in print media and on appropriate websites)	Completed
5.2.2	Develop and implement a visitor strategy which includes the identification of potential opportunities for growth and new tourism products through consultation with stakeholders.	Membership of Inland NSW Tourism	Completed

	Strategy	Activities 2014/2015	Status
5.2.2	Develop and implement a visitor strategy which includes the identification of potential opportunities for growth and new tourism products through consultation with stakeholders.	Develop a Visitor Tourism Strategy in conjunction with Inland Tourism and BCTBG	Completed
5.2.2	Develop and implement a visitor strategy which includes the identification of potential opportunities for growth and new tourism products through consultation with stakeholders.	Work with Nyngan LALC on their proposal for a recreational / educational centre	Completed
5.2.3	Provide and maintain a quality Visitor Information Centre which encourages and supports growth across many sectors of the local economy.	Seek accreditation for new Visitor Information Centre at Nyngan Museum	Completed
5.2.3	Provide and maintain a quality Visitor Information Centre which encourages and supports growth across many sectors of the local economy.	Investigate opportunities to distribute tourism information throughout the Shire	Completed
5.2.4	Provide an adequate supply of visitor accommodation.	Work with Bogan Community Tourism and Business Group to analyse visitor accommodation needs	*(16) Not Completed

Ref #	Strategy #	Comments
16	5.2.4	BCTBG not currently active



### 5.3 Communications

The community has access to the latest communications infrastructure and technology to facilitate communications for learning, business and providing services to our community.

	Strategy	Activities 2014/2015	Status
5.3.1	Maximise the coverage and availability of telecommunications infrastructure across the shire.	Lobby service providers on behalf of the community	Completed
5.3.2	Provide appropriate communications infrastructure and services including lobbying for early inclusion into the National Broadband Network.	Monitor national broadband initiatives and capacity	Completed

# 6 - Responsible Local Government

## 6.1 Leadership, Advocacy and Governance

Bogan Shire council will deliver open, transparent and effective local government, lobbying on behalf of the community and working in partnership with regional bodies.

	Strategy	Activities 2014/2015	Status
6.1.1	Facilitate meaningful engagement and consultation with the community and other stakeholders to progress the outcomes of the Community Strategic Plan.	Maintain a community consultation database (from CSP implementation)	Completed
6.1.1	Facilitate meaningful engagement and consultation with the community and other stakeholders to progress the outcomes of the Community Strategic Plan.	Undertake community engagement regarding major Council plans and projects	Completed
6.1.1	Facilitate meaningful engagement and consultation with the community and other stakeholders to progress the outcomes of the Community Strategic Plan.	Investigate and Implement mechanisms to enhance feedback to the community on larger community projects	Completed
6.1.2	Provide accountability to the community by regularly reporting on Council activities through the publication of business papers, meeting minutes and general information.	Proactively release appropriate Council information e.g. Council Business Paper and Minutes through the website and council column	Completed
6.1.2	Provide accountability to the community by regularly reporting on Council activities through the publication of business papers, meeting minutes and general information.	Provide accurate and timely meeting agendas and minutes	Completed
6.1.3	Promote accountability to the community by timely completion and publication of statutory reports.	Complete Annual Report	Completed
6.1.3	Promote accountability to the community by timely completion and publication of statutory reports.	Complete statutory financial accounts	Completed
6.1.3	Promote accountability to the community by timely completion and publication of statutory reports.	Produce Council's quarterly reports, delivery program and budget and operational plans	Completed
6.1.4	Represent the interests of the community through local Councillors.	Hold regular Council meetings	Completed
6.1.5	Maintain effective partnerships through regional and industry bodies to collaborate on matters of mutual interest and lobby collectively on behalf of the community.	Undertake lobbying as appropriate	Completed

	<b>Strategy</b>	<b>Activities 2014/2015</b>	<b>Status</b>
6.1.5	Maintain effective partnerships through regional and industry bodies to collaborate on matters of mutual interest and lobby collectively on behalf of the community.	Continue contracting alliance with RMS	Completed
6.1.5	Maintain effective partnerships through regional and industry bodies to collaborate on matters of mutual interest and lobby collectively on behalf of the community.	Maintain partnerships with OROC, LMWUA	Completed

## 6.2 Managing our Business

Our business is resourced with a competent and motivated workforce and is effectively managed through sound procedures and financial practices to enable us to build and deliver community services and infrastructure both now and into the future.

	Strategy	Activities 2014/2015	Status
6.2.1	Develop and implement our Operational Plan and Budget so as to manage our financial resources responsibly.	Provide draft Operational Plan and Budget to Council within agreed timeframes.	Completed
6.2.1	Develop and implement our Operational Plan and Budget so as to manage our financial resources responsibly.	Provide management accounting services including the implementation and management of a financial reporting system that draws information from Authority.	Completed
6.2.1	Develop and implement our Operational Plan and Budget so as to manage our financial resources responsibly.	Develop and manage Council's long term financial strategy	Completed
6.2.1	Develop and implement our Operational Plan and Budget so as to manage our financial resources responsibly.	Effectively manage Council's financial resources	Completed
6.2.2	Maximise revenue opportunities, such as grants for achievable projects	Coordinate grant opportunities across council	Completed
6.2.2	Maximise revenue opportunities, such as grants for achievable projects	Establish and maintain a schedule of rental properties	Completed
6.2.2	Maximise revenue opportunities, such as grants for achievable projects	Manage prudent investment of Council's funds	Completed
6.2.2	Maximise revenue opportunities, such as grants for achievable projects	Review internal charges to the Water, Sewer and Waste Funds	Completed
6.2.3	Manage the recovery of all revenues raised by Council through efficient and systematic debt recovery policies.	Implement revised Debt Recovery Policy	Completed
6.2.3	Manage the recovery of all revenues raised by Council through efficient and systematic debt recovery policies.	Collect rates effectively and efficiently to improve the collection rate	Completed
6.2.3	Manage the recovery of all revenues raised by Council through efficient and systematic debt recovery policies.	Carry out Council's resolution on the sale of properties for unpaid rates.	*(17) Not Completed

	Strategy	Activities 2014/2015	Status
6.2.4	Conduct regular reviews of policies, reporting systems and plans including asset management and risk management plans to confirm that they are fit for purpose.	Review existing Council Policies and progressively update them	Completed
6.2.4	Conduct regular reviews of policies, reporting systems and plans including asset management and risk management plans to confirm that they are fit for purpose.	Implement approved Asset Management Plan	Completed
6.2.4	Conduct regular reviews of policies, reporting systems and plans including asset management and risk management plans to confirm that they are fit for purpose.	Review Asset Management Plan and amend as necessary	Completed
6.2.4	Conduct regular reviews of policies, reporting systems and plans including asset management and risk management plans to confirm that they are fit for purpose.	Implement procurement guidelines and procedures	Completed
6.2.4	Conduct regular reviews of policies, reporting systems and plans including asset management and risk management plans to confirm that they are fit for purpose.	Maintain Council's corporate registers (e.g. policy, pecuniary interests and delegations register)	Completed
6.2.5	Conduct regular review of systems and processes to improve the effectiveness of risk management, control and governance processes.	Review Staff Induction process	Completed
6.2.5	Conduct regular review of systems and processes to improve the effectiveness of risk management, control and governance processes.	Implement recommendations identified in annual safety audits	Completed
6.2.5	Conduct regular review of systems and processes to improve the effectiveness of risk management, control and governance processes.	Manage Council's property and rating systems ensuring information is up to date	Completed
6.2.5	Conduct regular review of systems and processes to improve the effectiveness of risk management, control and governance processes.	Manage Section 355 Committees of Council ensuring appropriate delegations	Completed
6.2.6	Develop and implement workforce plans to develop and retain a skilled and motivated workforce including aspects such as organisational structure, training plans, performance appraisals and salary systems.	Maintain current position descriptions	Completed
6.2.6	Develop and implement workforce plans to develop and retain a skilled and motivated workforce including aspects such as organisational structure, training plans, performance appraisals and salary systems.	Ensure that Council's values are incorporated into our initiatives and activities	Completed

	Strategy	Activities 2014/2015	Status
6.2.6	Develop and implement workforce plans to develop and retain a skilled and motivated workforce including aspects such as organisational structure, training plans, performance appraisals and salary systems.	Develop, implement and review Council's HR guidelines	Completed
6.2.6	Develop and implement workforce plans to develop and retain a skilled and motivated workforce including aspects such as organisational structure, training plans, performance appraisals and salary systems.	Develop a performance management system	Completed
6.2.6	Develop and implement workforce plans to develop and retain a skilled and motivated workforce including aspects such as organisational structure, training plans, performance appraisals and salary systems.	Maintain the number of apprenticeships and traineeships across the organisation	Completed
6.2.6	Develop and implement workforce plans to develop and retain a skilled and motivated workforce including aspects such as organisational structure, training plans, performance appraisals and salary systems.	Develop and implement annual training plans	Completed
6.2.6	Develop and implement workforce plans to develop and retain a skilled and motivated workforce including aspects such as organisational structure, training plans, performance appraisals and salary systems.	Manage Council's recruitment process and procedures	Completed
6.2.6	Develop and implement workforce plans to develop and retain a skilled and motivated workforce including aspects such as organisational structure, training plans, performance appraisals and salary systems.	Manage educational assistance program	Completed
6.2.6	Develop and implement workforce plans to develop and retain a skilled and motivated workforce including aspects such as organisational structure, training plans, performance appraisals and salary systems.	Conduct staff Induction and familiarisation programs	Completed
6.2.6	Develop and implement workforce plans to develop and retain a skilled and motivated workforce including aspects such as organisational structure, training plans, performance appraisals and salary systems.	Manage Council's payroll and leave administration function.	Completed
6.2.6	Develop and implement workforce plans to develop and retain a skilled and motivated workforce including aspects such as organisational structure, training plans, performance appraisals and salary systems.	Manage and promote awareness and effective use of the Employee Assistance Program	Completed

	Strategy	Activities 2014/2015	Status
6.2.6	Develop and implement workforce plans to develop and retain a skilled and motivated workforce including aspects such as organisational structure, training plans, performance appraisals and salary systems.	Develop an ageing workforce strategy	*(18) Not Completed
6.2.7	Promote a culture of customer service, including supporting processes, to deliver high quality services to the community.	Council to provide information packs to new rate payers and residents	Completed
6.2.7	Promote a culture of customer service, including supporting processes, to deliver high quality services to the community.	Develop customer service charter	*(19) Not Completed
6.2.7	Promote a culture of customer service, including supporting processes, to deliver high quality services to the community.	Investigate improvements for the tracking and reporting of customer service requests and complaints	*(20) Not Completed
6.2.8	Identify, characterise and asses all potential risks to Workplace Health and Safety and public liability.	Adequate insurance coverage provided and reviewed annually	Completed
6.2.8	Identify, characterise and asses all potential risks to Workplace Health and Safety and public liability.	Ensure all managers understand their responsibilities in managing risk modify job descriptions and KPI's where appropriate.	Completed
6.2.8	Identify, characterise and asses all potential risks to Workplace Health and Safety and public liability.	Ongoing compliance with Council's statutory obligations and to properly discharge Council's common law duty of care to the community when managing risks	Completed
6.2.8	Identify, characterise and asses all potential risks to Workplace Health and Safety and public liability.	Review and implement Council's WH&S plan and systems	Completed
6.2.9	Adequately resource our IT and communications systems consistent with industry standards and technological development.	Ensure the IT resource plan reflects requirements	Completed
6.2.9	Adequately resource our IT and communications systems consistent with industry standards and technological development.	Manage Council's IT network and infrastructure	Completed

	Strategy	Activities 2014/2015	Status
6.2.9	Adequately resource our IT and communications systems consistent with industry standards and technological development.	Manage and maintain a Records Management System that meets the needs of the organisation, the community and legislative requirements	Completed
6.2.9	Adequately resource our IT and communications systems consistent with industry standards and technological development.	Fully implement Trim records management system and processes.	Completed
6.2.9	Adequately resource our IT and communications systems consistent with industry standards and technological development.	Re-vamp the Council website	*(21) Not Completed
6.2.9	Adequately resource our IT and communications systems consistent with industry standards and technological development.	Maintain an up to date Council website	Completed

Ref #	Strategy #	Comments
17	6.2.3	Alternative strategy approved by Council
18	6.2.6	Still under review
19	6.2.7	Under development
20	6.2.7	Provided for in 2015/16 budget
21	6.2.9	Under development



# Annexure Three State of the Environment Report



**This page has been intentionally left blank**

# State of the Environment Snapshot

A State of the Environment (SoE) Report is an important management tool which aims to provide the community and Local Council with information on the condition of the environment in the local area to assist in decision-making.

Since 2007, the Councils of the Greater Central West Region of NSW (see map) have joined to produce Regional SoE Reports as part of Council reporting requirements.

Recent changes to NSW legislation mean that Councils are no longer required to produce SoE Reports each year, but only once every four years, in the year of the Council election (which

will next be in 2016). However, the participating Councils have decided to continue reporting on an annual basis so that they can provide a detailed Regional SoE report in 2016 that covers trends in the intervening years.

This is a brief snapshot of data for the Bogan Local Government Area in 2014-15 across a range of environmental indicators as shown in the tables below. The tables provide an understanding of trends by comparing this year's data with an average of previous years. The Council snapshot report should be read in conjunction with the 2014-15 Regional SoE snapshot report.

## 2014-15 Highlights

- ⬇️ Average cost of waste service per residential house rose in comparison to last year.
- ⬆️ There was an increase in area covered by flood management plans/flood mapping.
- ⬇️ There was a significant increase in the annual consumption of water.
- ⬆️ Actions to protect non-Indigenous heritage increased from last year.
- ⬆️ The amount of material recycled per person increased from last year.

## Land

Issue	Indicator	2011-12	2012-13	2013-14	2014-15	Trend
Contamination	Contaminated land sites - Contaminated Land Register	0	0	0	0	➡️
	Contaminated land sites - potentially contaminated sites	15	15	15	15	➡️
	Contaminated sites rehabilitated	0	0	1	0	⬆️
Erosion	Erosion affected land rehabilitated (ha)		0		0	➡️
Land use planning and management	Number of development consents and building approvals		25		22	⬆️
	Landuse conflict complaints		0	3	0	⬆️
	Loss of primary agricultural land through rezoning (ha)		0	0	0	➡️
Minerals & Petroleum	Number of mining and exploration titles		66	75	57	⬆️
	Area covered by mining and petroleum exploration titles (ha)		928,000	743,000	414,000	⬆️

⬆️ improvement      ➡️ no or little change      ⬇️ worsening trend

Note - the trend is based on comparing the average of the previous three years of reporting with 2014-15

# Biodiversity

Issue	Indicator	2011-12	2012-13	2013-14	2014-15	Trend
Habitat Loss	Total area protected under voluntary conservation agreements and property agreements (ha)	951	1,036	1,036	1,036	↑
	Total area protected in Wildlife Refuges (ha)	0	0	0	0	→
	Proportion of Council reserves that is bushland/remnant vegetation	1.3%	1.3%	1.3%	1.3%	→
	Habitat areas revegetated (ha)	0	0	2	0	↓
	Roadside vegetation management plan	1	1	1	1	→
Threatened Species	Fish restocking activities: native species	0	15,150	15,150	5,000	↓
Noxious weeds and feral animals	Invasive species (listed noxious or WONS) under active management	0	0	10	3	↑
	Number of declared noxious weeds	91	91	100	106	↓
	Fish restocking activities: non-native species	0	0	0	0	→

# Towards Sustainability

Issue	Indicator	2011-12	2012-13	2013-14	2014-15	Trend
Waste Generation	Total waste entombed at primary landfill (tonnes)	1,891	2,165	843	904	↑
	Average total waste generated per person (tonnes)	0.65	0.72	0.28	0.29	↑
	Average cost of waste service per residential household	\$258	\$272	\$272	\$297	↓
Hazardous/Liquid Waste	Farm chemical drums collected through DrumMuster collections	0	0	0	0	→
	Household Hazardous Wastes collected (kg)	0	0	0	0	→
Reduce	Garden organics collected (diverted from landfill) (tonnes)	0	0	0	0	→
Recycle	Amount of material recycled (tonnes)	126	168	138	167	↑
	Amount of material recycled per person (kg)	42	56	45	54	↑
Littering and illegal dumping	Number of illegal waste disposal complaints to Council	3	0	0	0	↑
Engineering, Infrastructure and Civil Works	New road construction (km)		0	0	0.23	→
	Road upgrades (km)		2	64	25	↑
Risk Management	Increase in area covered by flood management plans/ flood mapping (km <sup>2</sup> )		0	0	0.06	↑
	Hazard reduction burns		0	0	0	→
Climate Change Mitigation	Office paper used by Council (reams)	1,000	815	820	670	↑
Council Greenhouse Gas Emissions	Annual electricity consumption for Council controlled facilities (MWh)		676	490	1,024	↓
	Total fuel consumption (KL)		278	334	288	↑
	Council total operational greenhouse gas emissions (tCO <sub>2</sub> -e/year)		2,583	2,552	2,963	↓
Community Greenhouse Gas Emissions	Small scale renewable energy uptake (kW)	55	86	178	108	↑
	Number of solar water heaters and heat pumps installed	6	3	11	4	↓

# Water and Waterways

Issue	Indicator	2011-12	2012-13	2013-14	2014-15	Trend
Surface & Ground Water Quality	Average salinity levels in selected streams (EC)	508	479	449	306	↑
Industrial/ Agricultural Pollution	Exceedances of license discharge consent recorded		0		0	→
	Erosion & Sediment Control complaints received by Council		0	11	7	↓
Stormwater Pollution	Number of gross pollutant traps installed	0	0	0	0	→
	Total catchment area of GPTs		0		0	→
	Water pollution complaints	0	0	0	1	↓
Water extraction	Number of Water Supply Work Approvals from surface water sources			101	99	↑
	Volume of surface water permissible for extraction under licences (GL)			15	13	↑
	Number of Water Supply Work Approvals from groundwater resources	381	210	156	162	↑
	Volume of groundwater permissible for extraction under licences (GL)		3	3	0.39	↑
Council water consumption	Area of irrigated council managed parks, sportsgrounds, public open space (ha)	52	52	52	52	→
Town water consumption	Annual consumption (Total from WTP) (ML)		561	541	681	↓
	Level of water restrictions implemented	0.0	0.0	0.0	0.0	→
	Number of water conservation programs			0.0	0.0	→
Town Water Quality	Number of instances drinking water guidelines not met	21	16	13	128	↓
	Number of drinking water complaints	0	2	0	3	↓

# People and Communities

Issue	Indicator	2011-12	2012-13	2013-14	2014-15	Trend
Active community involvement	Number of environmental community engagement programs (hrs)			1	1	→
	Number of growers markets/local food retailers specialising in local food operating within LGA			0	0	→
Indigenous Heritage	Number of Indigenous sites on AHIMS register			482	484	↑
	Inclusion in DCPs & rural strategies	1	1	1	1	→
	Extent of liaison with Indigenous communities (self-assessed from 0 = none to 3 = High)			0	0	→
	Development on listed Indigenous sites	0	0	0	0	→
Non-Indigenous Heritage	NSW Heritage Inventory items	2	2	2	2	→
	Locally listed heritage items	4	4	4	2	↓
	Actions to protect non-Indigenous heritage (including management plans)		0	0	1	↑
	Heritage buildings on statutory heritage lists demolished/ degraded in past year		0	0	0	→
	Heritage buildings on statutory heritage lists renovated/improved in past year		0	0	0	→

## **CASE STUDY: Carp Reduction and Native Fish Restocking Program - Bogan River, Nyngan (Bogan LGA)**

Bogan Shire Council, in collaboration with the Nyngan RSL Fishing Club and the Carp Muster Committee, continue to raise awareness about the devastating effects European Carp (*Cyprinus Carpio*) has on inland waterways, including the Bogan River at Nyngan. This is evident in the waterway with significant impacts identified on native aquatic plants, animals and the overall health of the river.

To aid in this project, an annual Carp Muster event is held on the Bogan to rid the river of this invasive noxious species, thereby reducing breeding numbers and to improve the quality of the natural aquatic environment. Over the past four years, the Carp Muster alone has been responsible for removal of 3,113 carp from the river, equating to 2,008 kg.

Whilst the annual carp muster has grown each year in participant numbers, the recent 2015 event has shown the positive effects of manually removing the carp from the waterway. Smaller carp and the reduced numbers caught compared to previous years has demonstrated that whilst carp are highly prolific, breeding numbers are significantly lower and competition with native fish species for food and habitat is slowly declining.

Council assists on the day of the Carp Muster with the weighing of each 'catch' and takes the fish for reuse as fertiliser on Council parks and gardens. However, the primary objective of the project is to also restock the Bogan River with native fingerlings, once carp numbers are reduced.

With assistance from Central West Local Land Services, the Nyngan RSL Fishing Club, the Carp Muster Committee along with a number of local businesses, Council secured 5,000 Murray Cod fingerlings from Murray Darling Fisheries, Wagga Wagga in June 2015 for release into the Bogan River at Nyngan.

Council's intention is to continue to restock the Bogan River, as well as improve catchment management practices, as part of its commitment to the local aquatic environment.



Bogan Shire Council  
81 Cobar Street  
Nyngan NSW 2825

Phone: (02) 6835 9000  
[www.bogan.nsw.gov.au](http://www.bogan.nsw.gov.au)

Mailing Address:  
General Manager  
Bogan Shire Council  
PO Box 221  
Nyngan NSW 2825

**This page has been intentionally left blank**

**Contact Details - For more information**

**Telephone:** 02 6835 9000

**Fax:** 02 6835 9011

**Email:** [admin@bogan.nsw.gov.au](mailto:admin@bogan.nsw.gov.au)

**Web:** [www.bogan.nsw.gov.au](http://www.bogan.nsw.gov.au)

**In Person:** 81 Cobar Street, Nyngan

**Postal Address:** PO Box 221, Nyngan NSW 2825